

Cruising Namibia's Skeleton Coast

DIANA CRUISE PRICING

Please note that the cruise rates below are set by the cruise operator and are subject to change. Prices are not guaranteed until reservations are confirmed with deposit. Please call our office for details and pricing.

MAR 25-APR 5, 2026

OCT 12-23, 2026*

CATEGORIES	PRICE
Oceanview D4	\$4,480
Oceanview M4	\$4,780
Balcony D5	\$5,380
Balcony M5	\$5,680
Balcony D6	\$5,880
Junior Suite	\$6,780
Suite	\$7,880
Premium Suite	\$8,980

*Reverse Itinerary: Luanda, Angola to Cape Town, South Africa

Prices are quoted per person, double occupancy. For single occupancy rates please call our office for details.

DIANA PHOTO & CABIN DESCRIPTION

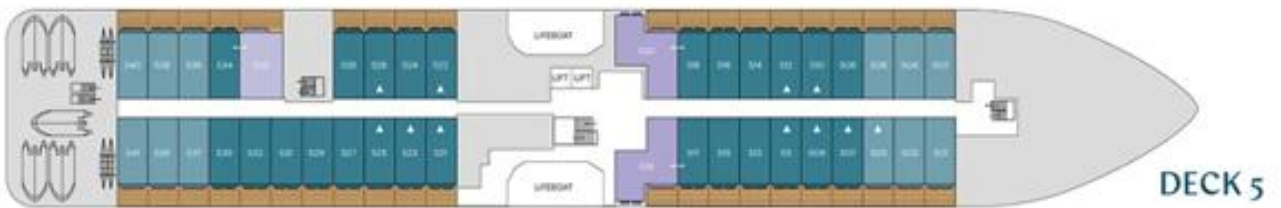
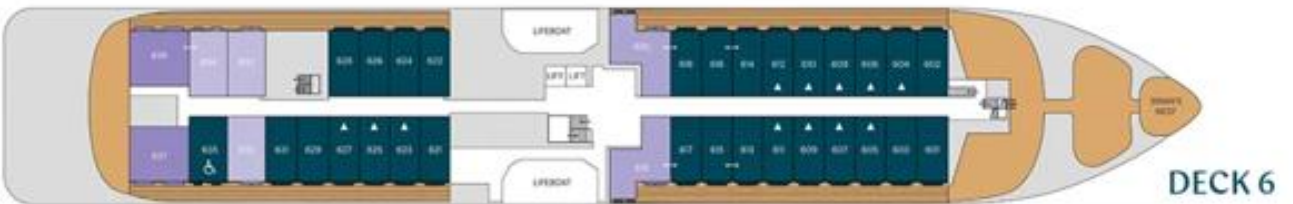
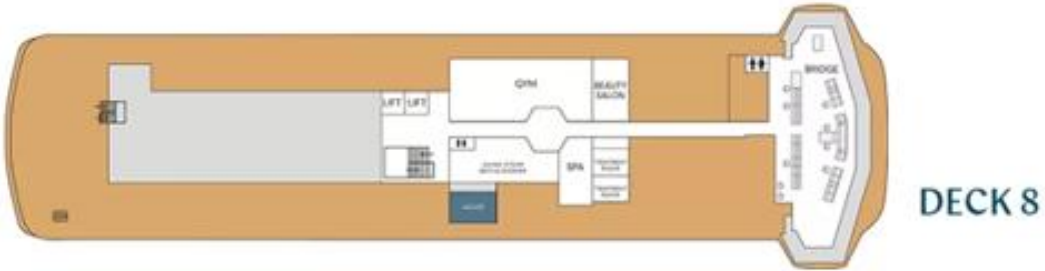
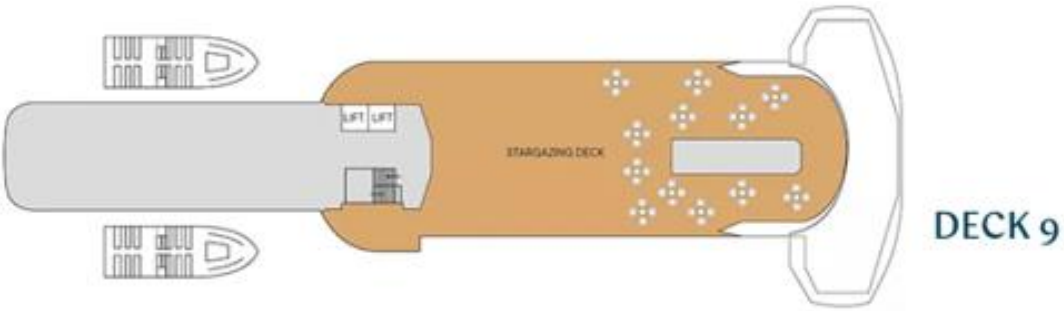


The recently constructed Diana is a new-generation expedition cruise ship. Large enough to accommodate more than 250 passengers, the Diana carries just 192 passengers in spacious outside-facing staterooms and balcony suites, resulting in one of the most generous space-to-guest ratios among cruise ships. Her PC5 Category A ice-strengthened hull and other technical and mechanical attributes allow the ship to cruise the world's remote regions in safety and comfort. Operated by a complement of 140 experienced officers and crew members, the Diana is equipped with a fleet of Zodiacs, kayaks, and a remotely operated underwater vehicle (ROV) that reveals the marine life of the deep. Public

areas include several lounges; a restaurant that accommodates all guests at one seating; an outdoor café/bar that surrounds the heated swimming pool; a wellness facility with a gym, spa, and sauna that includes an adjoining outdoor Jacuzzi; library; beauty salon; and an infirmary that is attended by a resident medical doctor and nurse.

Oceanview D4	Oceanview staterooms with two large oval windows, Deck 4. 215 sq ft.
Oceanview M4	Oceanview staterooms with two large oval windows. Deck 4. 215 sq ft.
Balcony D5	Suites with balcony and living room area. Deck 5. 270 sq ft.
Balcony M5	Suites with balcony and living room area. Deck 5. 270 sq ft.
Balcony D6	Suites with balcony and living room area. Deck 5. 2700 sq. ft
Junior Suite	Suites with balcony, and living room area. Deck 5/6. 360 sq. ft.
Suite	Suites with large balcony, separate bedroom and living room. Deck 5/6. 440 sq ft.
Premium Suite	Suites with large 129 sq. ft. balcony, separate bedroom, living room. Deck 6. 440 sq ft.

DIANA DECK PLAN



ADDITIONAL INFORMATION

Comprehensive travel insurance for medical, accident, trip interruption and emergency medical evacuation is required for this cruise. Call for more details.

TRIP PAYMENT SCHEDULE*

At time of reservation: 20% Deposit
135 days prior to departure: Balance

CANCELLATION AND TRANSFER FEE SCHEDULE*

Minimum fee: \$300 fee per person
119-90 days prior to departure: 20% of trip cost
89-61 days prior to departure: 75% of trip cost
60 days or less: 100% of trip cost

*Please note that this differs from our standard policy.

FUEL SURCHARGES

Because the prices published by cruise operators are set so far in advance of the trip dates, they are occasionally faced with exceptional cost fluctuations due to increases in fuel costs that affect the actual cost of running the trip. In most years, no price changes are necessary. However, they do reserve the right to raise or lower the trip price if there is a significant change in costs. If this is the case, your final invoice will reflect the difference in trip cost.