



MALAYSIA

Penyata

PILEHANRAYA UMUM DEWAN RA'AYAT

dan

DEWAN UNDANGAN NEGERI

bagi

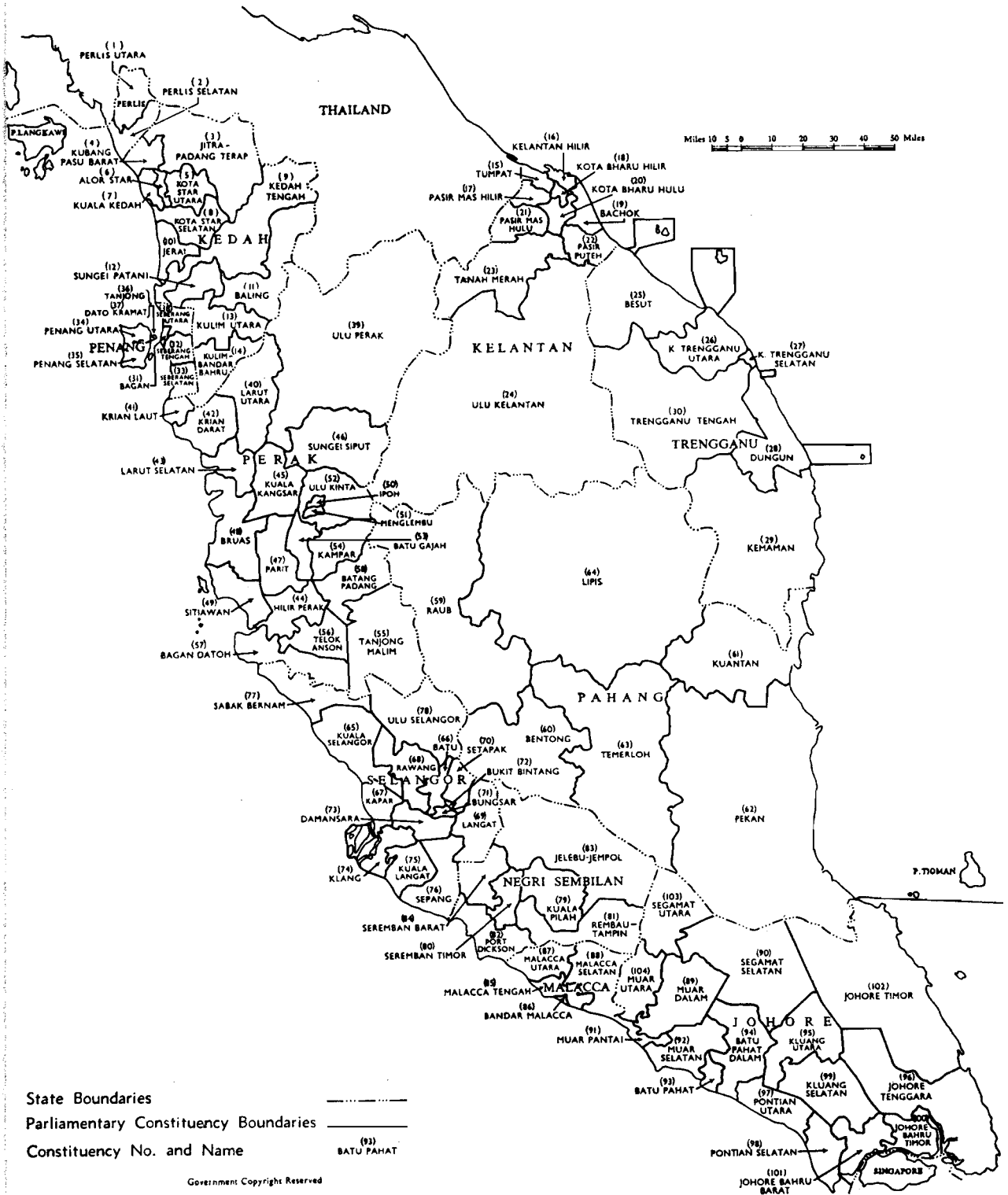
NEGERI² TANAH MELAYU, SABAH dan SARAWAK
TAHUN 1969

Di-sediakan oleh Surohanjaya Pilehanraya

Dicetak oleh Percetakan Naz Sdn. Bhd.
untuk
Jabatan Percetakan Negara, Kuala Lumpur.

STATES OF MALAYA

Constituency Map showing Parliamentary Constituencies



AHLI² SUROHANJAYA PILEHANRAYA
MEMBERS OF THE ELECTION COMMISSION

TAN SRI DATO' **AHMAD PERANG**, P.M.N., D.P.M.J., P.I.S.
(Pengerusi—*Chairman*)

TAN SRI DATO' (DR) R. **SATHIAH**, P.S.M., J.M.N., J.P.

DATO' ABANG HAJI MARZUKI, P.N.B.S.

ENCHE' ONG BENG CHYE, A.M.N.

Setiausaha—Secretary

ENCHE' ABDUL KADIR BIN TALIB, K.M.N.
(hingga—up to 2-6-69)

ENCHE' WAN **AHMAD BIN WAN OMAR**
(hingga—up to 31-8-71)

ENCHE' ABDUL RAHIM BIN ABDUL JALAL
(hingga—up to 26-1-72)

ENCHE' HASSAN BIN IBRAHIM

Penolong Setiausaha—Assistant Secretary

TUAN SYED ROSLEY BIN SYED ABU BAKAR
(hingga—up to 14-9-69)

ENCHE' WAN FATUL BIN JOHARI

KANDONGAN

	PERENGKAN
I Pendahuluan	1 - 5
II Surohanjaya Pilehanraya	6 - 7
III Bahagian² Pilehanraya	8 - 9
IV Pembubaran Parlimen dan Dewan² Undangan Negeri ...	10 - 12
V Pindaan² kepada Undang² mengenai Pilehanraya ...	13 - 14
VI Penyediaan untuk Pilehanraya	15 - 25
VII Tarikh² Pilehanraya	26 - 28
VIII Penamaan Chalun	29 - 32
IX Kempen Pilehanraya	33 - 36
X Pengundian	37 - 40
XI Pengiraan Undi	41 - 42
XII Keputusan² Pilehanraya sa-belum Penggantungan ...	43 - 45
XIII Penyambungan Pilehanraya² di-Malaysia Timor ...	46 - 60
XIV Penyambungan Pilehanraya di-Melaka Selatan ...	61 - 63
XV Perbelanjaan	64 - 66
XVI Rayuan² Pilehanraya	67
XVII Ulasan Am	68 - 72
XVIII Penutupan dan Pengakuan	73 - 77
XIX Lampiran²	
A—Rukun Adab Pilehanraya	
B— Pilehanraya² Parlimen, 1969—Keputusan Pilehanraya ² Bahagian²-pilehanraya Parlimen	
C— Pilehanraya² Negeri, 1969—Keputusan Pilehanraya ² Bahagian²-pilehanraya Negeri	
D— Pilehanraya² Umum Dewan Ra'ayat dan Dewan Negeri, 1969— Kerusi² dimenangi dan kehilangan wang² pertarohan oleh Parti Siasah dan chalun² Bebas	
E— Pilehanraya² Umum Dewan Ra'ayat dan Dewan Negeri, 1969—Undi yang didapati oleh parti siasah dan bebas , jumlah undi sah, bilangan undi di-tolak dan peratus undian	

- F—Pilihanraya² Umum Dewan Ra'ayat dan Dewan Negeri, 1969—Peratusan undi² sah yang di-dapati oleh parti² siasah dan chalun² bebas bagi tiap² Negeri
- G—Pilihanraya² Umum Dewan Ra'ayat dan Dewan Negeri, 1969—Peratus undi sah yang di-dapati oleh Parti² Siasah dan Chalun² Bebas bagi seluroh Malaysia
- H—Pilihanraya² Parlimen—Undi² yang di-dapati oleh Parti² Siasah dan Chalun² Bebas
- I—Pilihanraya² Negeri—Undi² yang di-dapati oleh Parti² Siasah dan Chalun² Bebas
- J—Senarai Parti² Siasah yang bertanding dalam pilihanraya², 1969

PENYATA PILEHANRAYA WMUM DEWAN RA'AYAT DAN DEWAN² WNDANGAN NEGERI, MALAYSIA, TAHUN 1969

I. PENDAHULUAN

Pilihanraya Umum Dewan Ra'ayat dan Dewan² Undangan Negeri telah diadakan pada 10hb Mei, 1969. Ini ialah kali yang ketiga diadakan pilihanraya umum Dewan Ra'ayat dan Dewan² Undangan Negeri di Negeri² Tanah Melayu semenjak merdeka dan kali yang kedua diadakan semenjak Malaysia ditubuhkan. Pilihanraya ini ialah pilihanraya sechara langsung pertama kalinya diadakan di Sabah dan di Sarawak untuk memilih ahli² ka Dewan Ra'ayat dan ka Council Negeri Sarawak. Negeri Sabah telah mengadakan pilihanraya sechara langsung ka Dewan Undangan Negerinya bagi pertama kali pada tahun 1967. Sebelum daripada itu wakil² Bahagian-pilihanraya Parlimen di-kedua² Negeri itu telah dipilih dengan sechara tidak langsung.

2. Dewan Ra'ayat mempunyai jumlah sebanyak 144 orang ahli dan ketiga² belas Dewan Undangan Negeri mempunyai jumlah sebanyak 362 ahli.

3. Pilihanraya ka Dewan Ra'ayat dan kasemua Dewan Undangan Negeri, kechuali ka Dewan Undangan Negeri Sabah yang pembubarannya belum sampai lagi sehingga tahun 1972, telah diadakan serentak, tetapi oleh sebab pengundian sachara berperengkat² di Sabah dan di Sarawak, maka pilihanraya di-kedua² Negeri itu tidak akan selesai sehingga tamat pengundian selama 2 minggu di-Sabah dan 4 minggu di-Sarawak.

4. Bagaimanapun, pengishtiharan dharurat dan berkuatkuasanya Ordinan Dharurat (Kuasa² Perlu) No. 1 Tahun 1969 pada 15hb Mei, 1969, telah menggantungkan semua pilihanraya dimana² kawasan di-Malaysia yang belum selesai pada masa itu.

5. Semasa penggantungan ini, pilihanraya umum disemua bahagian-pilihanraya yang bertanding di-Negeri² Tanah Melayu kechuali Bahagian-pilihanraya Parlimen Melaka Selatan telah pun selesai dan chalun² dipilih. Dibahagian²-pilihanraya yang bertanding di-Sabah dan di Sarawak tidak ada satu pun pilihanraya yang telah selesai. Pengundian bagi Melaka Selatan yang telah di-tetapkan pada satu tarikh yang lain, kerana kematian seorang daripada chalunnya telah terlibat juga dalam penggantungan ini.

II. SUROHANJAYA PILEHANRAYA

6. Perlembagaan menetapkan bahawa tanggungjawab menjalankan **pilihanraya²** **Dewan** Ra'ayat dan **Dewan** Undangan Negeri disemua Negeri di Malaysia adalah diletak kepada Surohanjaya Pilehanraya. Surohanjaya juga **diberi** kuasa menjalankan pilehanraya bagi **berbagai²** majlis **tempatan** sekiranya dikehendaki oleh **undang²**. Didalam **menjalankan** tanggungjawabnya, Surohanjaya Pilehanraya, sebagai satu **badan berkuasa bebas**, tidaklah tertakluk dalam apa segi pun, kepada sebarang arahan **tentang chara** pilehanraya dijalankan.

7. Penubuhan Surohanjaya Pilehanraya dan **prinsip²** 'am di-bawah mana ia dikehendaki menjalankan **tugas²**nya ada termaktub dalam Perkara 113-120 Perlembagaan. Surohanjaya Pilehanraya adalah dilantek oleh Duli Yang **Maha** Mulia Sri Paduka Baginda Yang di-Pertuan Agong selepas berunding dengan Majlis **Raja²**, dan mengandungi **seorang Pengerusi** dan tiga orang Ahli, satu daripadanya dari **Negeri²** Borneo, mengikut ketentuan yang dibuat dalam Penyata Jawatankuasa **Antara** Kerajaan. Perkara 114 (2) Perlembagaan Persekutuan adalah berbunyi seperti berikut :

“**Pada** melantik **ahli²** Surohanjaya Pilehanraya, Yang di-Pertuan Agong hendaklah memandang **kepada** mustahaknya diadakan satu Surohanjaya Pilehanraya yang mendapat keperchayaan awam.”

III. BAHAGIAN²-PILEHANRAYA

8. Dibawah Perkara 46 Perlembagaan Persekutuan, **Dewan** Ra'ayat hendaklah mengandungi **144** ahli yang dipilih, **104** daripada bilangan itu hendaklah dari **Negeri²** Tanah Melayu, 16 dari Sabah dan **24** dari Sarawak. **Sempadan²** bahagian-pilehanraya bagi 104 kerusi Parlimen di **Negeri²** Tanah Melayu itu adalah sama juga bagaimana yang telah dipakai bagi pilehanraya umum tahun 1964. **Bahagian²-pilehanraya** bagi 16 kerusi di Sabah telah di-persempadankan pada 16hb April, 1966 (P.U. 182166) dan bagi 24 kerusi di Sarawak pada 20hb Jun, 1968 (P.U. 268168). **Sempadan²** bahagian-pilehanraya ini adalah di-buat mengikut **prinsip²** yang terkandung didalam Jadual Ketiga Belas Perlembagaan Persekutuan.

9. Sekshen 4 Jadual Kelapan Bahagian I Perlembagaan menguntukan bahawa **Dewan** Undangan Negeri hendaklah mengandungi bilangan ahli yang dipilih sebagaimana yang ditetapkan oleh **Badan** Perundangan Negeri itu dan bilangan ahli yang dipilih hendaklah sama banyaknya atau dengan diganda bilangan **Bahagian²-pilehanraya** Persekutuan

kerana Perlembagaan Persekutuan dan Negeri menghendakki iaitu Parlimen dan **Dewan**² Undangan Negeri, kechuali jika dibubarkan terlebih dahulu, adalah terbubar dengan sendirinya selepas lima tahun dari tarikh meshuarat pertamanya yang demikian itu. **Dewan** Ra'ayat, kechuali dibubarkan terlebih dahulu, adalah terbubar pada 18hb Mei, 1969, demikian juga semua **Dewan** Undangan Negeri adalah terbubar pada **tarikh**² yang berasingan antara 11hb dan 28hb Mei, 1969.

12. Untuk membolehkan supaya **pilehanraya**² ka-**Dewan** Ra'ayat dan kesemua **Dewan** Undangan Negeri diadakan serentak, Surohanjaya Pilehanraya telah menasihatkan supaya **Dewan** Ra'ayat dan semua **Dewan** Undangan Negeri dibubarkan pada satu hari yang sama. Parlimen dan semua **Dewan** Undangan Negeri kechuali **Dewan** Undangan Negeri Kelantan, telah dibubarkan pada 20hb Mach, 1969. **Dewan** Undangan Negeri Kelantan telah dibubarkan pada 31hb Mach, 1969.

V. PINDAAN² KAPADA UNDANG² MENGENAI PILEHANRAYA

13. Pada penghujung tahun 1968 adalah dilapurkan bahawa sebuah **parti** siasah telah mengarahkan semua **ahli**²nya dalam **Dewan** Ra'ayat dan **Dewan**² Undangan Negeri supaya mengosongkan **kerusi**² mereka pada **tarikh**² yang berasingan. Mengikut **undang**² pada masa itu, adalah mustahak diisikan sebarang kerusi yang dikosongkan itu dalam **tempoh** 60 hari **mula**² dari tarikh kekosongan itu wujud. Kerajaan memutuskan bahawa **pilehanraya**² kechil akan menimbulkan **banyak** kesusahan kepada **pemilih**² kerana Parlimen dan **Dewan**² Undangan Negeri bagaimanapun akan tetap dibubarkan pada 18hb Mei, 1969 dan Pilehanraya Umum diadakan seterusnya. Untuk menghadapi keadaan yang luarbiasa ini, Perkara 54 (2) Perlembagaan Persekutuan telah dipinda dengan mana sekiranya kekosongan biasa berlaku dalam masa 6 bulan sebelum tarikh Parlimen terbubar, kekosongan itu tidak perlu diisikan. Pindaan **ini** adalah juga dikenakan kapada **Dewan**² Undangan Negeri. Dengan akibat pindaan **ini**, sunggohpun beberapa kekosongan telah wujud dalam **Dewan** Ra'ayat dan **Dewan**² Undangan Negeri, **pilehanraya** kechil tidak **dijalankan**.

14. Sebelum daripada pilihanraya umum ini satu penyemakan **undang²** dan **peratoran²** pilihanraya telah dijalankan dan **pindaan²** seperti berikut telah dibuat :

(a) Akta **Kesalahan²** Pilihanraya, 1954.

Pindaan telah dibuat kepada Akta ini dalam tahun 1969, kesannya adalah seperti berikut :

- (i) had perbelanjaan yang dibenarkan kepada seseorang calon atau wakil calon telah dinaikkan dari \$10,000 kepada \$20,000 bagi sesuatu pilihanraya **ka-Dewan** Ra'ayat dan daripada \$7,500 kepada \$15,000 bagi sesuatu pilihanraya **ka-Dewan** Undangan Negeri.
- (ii) hukuman kerana kesalahan membelanja, mempengaruhi dan sogokan telah dinaikkan daripada **enam** bulan penjara serta denda lima ratus ringgit kepada dua belas bulan **penjara** serta denda tidak kurang daripada dua **ratus** lima puluh ringgit dan tidak lebih dari seribu ringgit.
- (iii) **peruntokan²** mengenai perbelanjaan persendirian **calun²** telah dibatalkan.

(b) **Peratoran²** Pilihanraya (Penjalanan Pilihanraya), 1959.

Peratoran² Pilihanraya (Penjalanan Pilihanraya) (Pindaan), 1968, yang dibuat oleh Surohanjaya Pilihanraya telah diluluskan oleh Yang di-Pertuan Agong pada 20hb Disember, 1968. **Pindaan²** ini telah dibuat dengan **tujuan** untuk menyamakan dan melaraskan **peratoran²** yang sama yang sedia ada di **Negeri²** Borneo.

Dua pindaan yang terkemuka ialah :

- (i) mengenai wang deposit pilihanraya dari **bakal²** calon adalah diuntokkan sekarang, iaitu **bakal²** calon yang **mem-** bayar wang deposit pilihanraya kepada **jabatan** Kerajaan yang telah diberi kuasa oleh Pegawai **Pengurus** hendaklah menyerahkan **resit** wang deposit itu kepada Pegawai **Pe-** ngurus dalam masa diantara pukul 10.00 pagi dan 12.00 tengah hari pada hari penamaan calon. Kegagalan **mem-** buat demikian akan menjadikan penamaan calon itu tidak sah; dan
- (ii) kemasukan satu peruntokan yang baru kedalam **Peratoran²** itu yang menjadikan seseorang Pegawai **Pengurus** terpaksa mengarahkan pengiraan semula **undi²** atas permohonan seorang calon atau wakil calon sekiranya jumlah undi

bagi kesemua chalun **bersama²** dengan undi yang ditolak berbeza dengan jumlah kertas undi yang didapati dari **peti²** undi, sebanyak satu **peratus** atau lebih, atau, sekiranya perbezaan diantara jumlah undi yang diperolehi oleh chalun yang menang dengan chalun yang kedua adalah dua **peratus** atau kurang dari **jumlah undi** yang dibuang.

(c) *Peratoran² Pilehanraya (Mengundi Melalui Pos), 1959*

Peratoran² Pilehanraya (Mengundi Melalui Pos) (Pindaan), 1968, telah **diluluskan** pada **masa** yang sama. Dengan pindaan **ini**, satu **chara baru** telah ditambah yang membolehkan **jenis²** pengundi yang tertentu memohon undi pos kiranya mereka suka hendak mengundi melalui pos.

VI. PENYEDIAAN UNTOK PILEHANRAYA

Penyediaan risalah untok panduan pegawai² pilehanraya

15. Dua risalah "Pegawai Pengurus" dan "Tempat Mengundi" yang **disusun** oleh Surohanjaya Pilehanraya telah di-baharui untok memasokan **segala** pindaan yang telah di-buat kepada **Undang²** dan **Peratoran²** Pilehanraya. **Risalah²** ini bertujuan supaya dibaca bersama dengan dan **sebagai ulasan** kepada **undang²** dan **peratoran²** itu. **Risalah²** itu adalah **bagi** panduan pegawai pilehanraya sahaja dan tidak bermaksud **meng-**gantikan **undang²**.

Alatan untok kerja pilehanraya

16. **Tugas** untok mengambil stok **alat²**, **alatulis²** dan **borang²** yang sedia ada telah pun dimulakan dari penghujung tahun 1967 dan telah **diselesai-**kan pada awal tahun 1969. **Borang²** yang lama dan tidak boleh digunakan lagi telah **diganti** atau dipinda. **Alat²** yang besar **mengenai** pilihanraya **seperti petak²** undi, **bakul²** mengira dan **menchampur kertas²** undi, telah dibeli dari **pembuat²** tempatan. Memandang kepada dasar Kerajaan untok menjimatkan perbelanjaan negara, maka Surohanjaya Pilehanraya telah memutuskan bahawa bagi pilihanraya umum ini. hanya satu peti undi bagi **tiap²** satu **tempat** mengundi **digunakan** untok **kedua²** kertas undi Parlimen dan Negeri. Tidak ada **peti²** undi tambahan yang dibeli bagi Malaysia **Barat** sunggohpun jumlah pernileh dan juga **tempat** mengundi telah bertambah.

Menyedarkan pemilih²

17. Untok menchapai sesuatu pilehanraya yang **penoh** bermaana, maka perlulah **sa-bilangan** besar para pemilih keluar mengundi pada hari **pem-**buangan undi. Ka-arah tujuan ini satu kempen telah dijalankan oleh

pesebaran 'am Kerajaan untuk membangkitkan **kesedaran dikalangan pemilih²** mengenai hak asasi mengundi yang ada pada diri mereka, **peri** mustahak menggunakannya dan chara bagaimana mereka **membuang undi** pada hari **mengundi**, supaya **pengundian** boleh **dijalankan dengan lichen** dan terator. **Kempen ini** telah dijalankan **dengan chara tayangan** wayang gambar oleh unit² kerja luar dari **Jabatan** Penerangan dan **tayangan** talivishen, **membahagi²kan surat²** siberan, **risalah²** dan juga **mengu-** bah satu lagu khas yang disiarkan **berturut²** menerusi radio dan talivishen.

Pendaftaran pemilih²

18. Kelayakan seseorang pengundi adalah terkandung didalam Perkara 119 Perlembagaan Persekutuan. Pada 'amnya, sesiapa sahaja **warga** negara yang umurnya telah meningkat 21 tahun pada tarikh kelayakan dan bermastautin dalam bahagian-pilehanraya pada tarikh **tersebut** bolehlah mendaftarkan dirinya sebagai seorang **pemilih** dibahagian-pilehanraya tersebut. **Tarikh** kelayakan biasanya ditetapkan pada 31hb Ogos, **tiap²** tahun.

19. Satu daripada **tugas²** Surohanjaya Pilehanraya ialah menyemak **daftar²** pemilih **tiap²** tahun. **Daftar²** pemilih dibuka untuk **disemak** dari 1hb September hingga 12hb Oktober. Pada akhir **tempoh penyemakan ini**, rang² daftar pemilih yang **dibaharuï** adalah disediakan dan dalam bulan Disember **tiap²** tahun rang² itu dibuka untuk **pemereksaan**. Ini ialah untuk membolehkan orang ramai membuat **apa²** tuntutan atau bantahan dalam inasa 28 hari **mulaï** dari tarikh rang² daftar itu diishtiharkan. Selepas **tuntutan²** dari **bantahan²** **diselesaikan daftar²** itu pun disahkan. Pengesahan ini dibuat tidak lewat daripada 31hb Mach **tiap²** tahun.

20. Oleh kerana **kerja²** penyemakan tahun 1968 ialah yang terakhir sekali diadakan sebelum pilehanraya umum, satu **ikhtiar** istimewa telah dibuat untuk mengerah orang rarnai supaya mendaftarkan diri mereka sekiranya mereka **belum** lagi **berbuat** demikian pada **tahun²** yang lalu. Satu kempen sebaran sechara **besar²an** telah dijalankan untuk tujuan **ini**. **Apabila daftar²** pemilih **telah** disahkan pada 27hb Mach, 1969, **jumlah** pemilih bagi seluroh Malaysia adalah sebanyak 3,843,782 **saperti** berikut:

Negeri ² Tanah Melayu	3,302,184
Sabah	208,861
Sarawak	332,737

21. Jumlah pemilih di-Negeri² Tanah Melayu telah bertambah sebanyak 539,107 dari pemilih² tahun 1964. Pendaftaran di-Sabah telah mula dijalankan pada tahun 1966, dan penyemakan tahun 1968 menunjukkan jumlah pemilih bertambah sebanyak 16,413. Pendaftaran ini adalah kali pertama diadakan bagi Negeri Sarawak.

Kertas² Undi

22. Pengeluaran kertas² undi telah diselenggarakan oleh Penchitak Kerajaan. Tugas² menyiap dan menchitak kertas² undi ini dikehendaki dibuat dengan chermat dan teliti dan telah di-selenggarakan dibawah kawalan keselamatan yang ketat. Semua kertas² undi Parlimen kechuali untok Sabah dan Sarawak telah dichitak oleh Penchitak Kerajaan di Kuala Lumpur, tetapi kertas² undi Negeri bagi Negeri² Kedah dan Perlis telah dichitak di Alor Setar, bagi Negeri Perak di Ipoh, bagi Negeri Trengganu di Kuala Trengganu dan bagi Negeri² Johor, Melaka dan Negeri Sembilan di Johor Bahru. Kertas² undi negeri bagi Negeri² yang lain telah dichitak di Kuala Lumpur. Kertas² undi bagi Negeri Sabah dan Sarawak telah dichitak oleh Penchitak² Kerajaan masing².

23. Memandang kepada pilihanraya serentak bagi Dewan Ra'ayat dan Dewan Undangan Negeri dan penggunaan peti undi yang sama untok kedua² pilihanraya itu, Surohanjaya telah memutuskan bahawa kertas² undi Parlimen dan Negeri hendaklah berlainan warna. Warna putih telah dipilih untok kertas undi Parlimen dan warna kuning emas untok kertas undi Negeri. Langkah² keselamatan yang ketat telah diambil semasa menghantar dan membahagikan kertas² undi itu. Pada keseluruhannya penchitakan telah dimulakan dalam masa dua hari selepas hari penamaan chalon dan penchitakan sebahagian pertama kertas² undi untok pengundian melalui pos telah siap dan dibahagikan diantara 15hb dan 23hb April 1969. Penghantaran yang bakinya untok digunakan pada hari mengundi telah diselesaikan awal² sebelum 10hb Mei.

Muafakat dengan Parti² Siasah

24. Untok memastikan supaya pilihanraya dijalankan dengan sechara terator, pehak Surohanjaya telah mengambil langkah mengadakan meshuarat dengan semua parti² siasah untok membentok satu rukun tata-tertib pilihanraya. Pegawai² polis telah hadir bersama dalam meshuarat tersebut. Rukun tata-tertib yang dibentok dimeshuarat tersebut ialah sebagaimana di Lampiran A. Jawatankuasa perhubungan telah ditubuhkan diperingkat Negeri dan Bahagian-pilihanraya. Meshuarat diperingkat Negeri telah dihadiri oleh wakil² dari parti siasah, pegawai² pilihanraya

dan **polis**. **Dimeshuarat²** tersebut rukun tata-tertib pilehanraya yang telah **disetujui** diperingkat Persekutuan dan **chara** melaksanakannya semasa pilehanraya dijalankan telah dibinhangkan dengan halusny. Salain dari itu beberapa perkara yang mustahak yang terkandung dalam Akta **Kesalahan²** Pilehanraya dan **Peratoran²** **Penjalanan** Pilehanraya telah juga ditegaskan bagi faedah **chalun²** yang bertanding dalam pilehanraya. **Jawatankuasa²** diperingkat Bahagian-pilehanraya telah membinhang **perkara²** 'am yang sama dibinhangkan dimeshuarat peringkat Negeri dan selanjutnya **bersama²** dengan **chalun²** dan **wakil²** chalun telah membinhangkan dengan teliti mengenai **berbagai²** ketentuan untuk hari mengundi dan khasnya menempatkan **pondok²** penerangan mereka yang diluar kawasan **tempat** mengundi. Ada kalanya perlu dichabut undi untuk menentukan **tapak²** pondok yang dibahagikan kapada chalun masing².

Kakitangan² Pengundian

25. Lebih kurang 35,000 **kakitangan² pengundian** sementara telah diambil bekerja dan telah diberi latehan untuk menjalankan pilehanraya. Kebanyakan daripada mereka ialah **kakitangan²** Kerajaan dan **separoh-kerajaan** sunggohpun ada **setengah²** daripadanya telah diambil dari kalangan swasta. Berikut ini ialah senarai **berbagai²** gulongan kakitangan pengundian yang telah diambil bekerja semasa pilehanraya dijalankan :

Pegawai² Pengurus	144
Penolong Pegawai Pengurus ...	516
Ketua Tempat Mengundi	5,468
Pembantu Pilehanraya	162
Kerani Pengundian	21,075
Kerani Mengira Undi	7,820

VII. TARIKH² PILEHANRAYA

26. Surohanjaya Pilehanraya telah mengkaji **tentang tarikh²** bagi hari penamaan dan pembuangan undi dan telah menetapkan 5hb April, 1969 sebagai hari penamaan chalun bagi semua Bahagian-pilehanraya Parlimen dan Negeri, kechuali Bahagian-pilehanraya Negeri di Kelantan dimana hari penamaan chalun ialah 12hb April, 1969. Hari pembuangan undi bagi kesemua Bahagian-pilehanraya Parlimen dan **Negeri di Negeri² Tanah** Melayu telah ditetapkan pada 10hb Mei, 1969, sementara d.i Sabah pembuangan undi bermula pada 10hb Mei, 1969 dan berakhir pada 25hb Mei, 1969. Di Sarawak pembuangan undi ditetapkan bermula pada 10hb Mei, 1969 saperti juga **ditempat²** lain, dan berakhir pada 7hb Jun, 1969.

Surat² perintah **pilehanraya** yang perlu telah dikeluarkan kepada **Pegawai²** **Pengurus** dan **pemberitahu²** mengenai **tarikh²** penamaan chalun dan pembuangan undi telah diishtiharkan oleh Surohanjaya.

27. Sementara pilehanraya di **Negeri² Tanah Melayu** boleh diselesaikan dalam masa satu hari, di-Negeri Sabah dan Sarawak tidak **mungkin** dapat dibuat demikian, disebabkan kesukaran terhadap perhubungan dan kekurangan kakitangan dan dimana pemilih luar bandar berselerak di-kawasan yang luas, pembuangan undi terpaksa diadakan dengan chara **berperingkat²**. Dengan sebab itu terpaksa menggunakan **beberapa** pasokan pegawai pilehanraya yang bergerak dari satu **tempat** mengundi ketempat mengundi yang lain **sakan²** safari dalam masa diantara satu hingga **empat** minggu. **Pasukan²** ini mulai bergerak dari **tempat** mengundi yang jauh sekali dan balik menuju ka arah Ibu Pejabat bahagian pilehanraya **masing²**. Serbanika jenis kenderaan terpaksa digunakan oleh **pasokan²** tersebut.

28. Di **Negeri² Borneo**, walaupun pengundian telah ditetapkan bermula pada **10hb** Mei dan dijangka berakhir pada **25hb** Mei di-Sabah dan **27hb** Jun di-Sarawak, **bahagian²-pilehanraya** telah memulakan pengundian pada **tarikh²** yang berperingkat. Pengundian bagi semua bahagian-pilehanraya didalam sebuah Negeri telah dijadualkan **tamat** pada hari yang sama, iaitu pada **25hb** Mei bagi Sabah dan **27hb** Jun bagi Sarawak, dan semua keputusan pengundian itu di-ishtiharkan pada **tarikh²** tersebut. Chara ini adalah berlainan dari chara pilehanraya Negeri yang di-jalankan di-Sabah pada tahun 1967 manakala pengundian telah berakhir pada **tarikh²** yang berlainan bagi **satu²** bahagian-pilehanraya dan keputusannya disiarkan mengikut bila sahaja pengundian itu **tamat** di-**satu²** bahagian-pilehanraya.

VIII. PENAMAAN CHALUN

29. **Waktu²** penamaan chalun telah ditetapkan oleh **undang²** dari pukul **10.00** pagi hingga pukul 12.00 tengah hari dan bantahan² kepada **penamaan²** chalun bolehlah diserahkan selepas pukul 12.00 tengah hari sahingga pukul 1.30 petang. **Sajumlah** 354 kertas penamaan chalun telah **dihantar** kepada **Pegawai² Pengurus** bagi Pilehanraya Parlimen dan **902** bagi pilehanraya Negeri. Diantara itu 13 kertas penamaan chalun bagi pilehanraya Parlimen dan **18** bagi pilehanraya Negeri telah ditolak. **Rayuan²** Pilehanraya **atas** beberapa kertas penamaan chalun ada di-huraikan diperenggan **67 Laporan** ini.

30. 104 kerusi **Dewan Ra'ayat di Negeri² Tanah Melayu**, 16 di-Sabah dan 24 di-Sarawak telah dipertandingi oleh 322 calon yang mana 35 daripadanya adalah calon bebas dan 287 dari dua belas parti siasah seperti berikut :

Perikatan (PER)	118
Parti Islam Sa-Malaya (PAS)	62
Partai Socialis Rakyat Malaya (PR)	6
Parti Kemajuan Rakyat (PKR)	6
Parti Tindakan Demokratik (PTD)	24
Parti Gerakan Rakyat Malaysia (GRM)	14
United Malaysian Chinese Organisation (UMCO)	3
Sarawak National Party (SNAP)	23
Sarawak United Peoples' Party (SUPP)	19
Party Pesaka Sarawak (Pesaka)	15
Sabah Chinese Association (SCA)	3
United Sabah National Organisation (USNO)	13

31. 282 kerusi **Dewan Undangan Negeri di Negeri² Tanah Melayu** dan 48 di Council Negeri Sarawak telah dipertandingi oleh 898 calon diantaranya 105 calon bebas dan 793 dari sepuluh parti siasah seperti yang berikut :

Perikatan (PER)	315
Parti Islam Sa-Malaya (PAS)	185
Partai Socialis Rakyat Malaya (PR)	38
Parti Kemajuan Rakyat (PKR)	16
Parti Tindakan Demokratik (PTD)...	57
Parti Gerakan Rakyat Malaysia (GRM)	38
United Malaysian Chinese Organisation (UMCO)	12
Sarawak National Party (SNAP)	46
Sarawak United Peoples' Party (SUPP)	40
Party Pesaka Sarawak (Pesaka)	35

32. Dua puluh Bahagian-pilihanraya Parlimen yang tidak bertanding telah dimenangi oleh 9 orang calon Perikatan dan 11 orang calon United Sabah National Organisation (USNO). Sebelas Bahagian-pilihanraya Negeri telah tidak bertanding dan semuanya telah dimenangi oleh calon² dari Parti Perikatan.

IX KEMPEN² PILEHANRAYA

33. Pada penghujung tahun 1968 telah dilaporkan iaitu sebuah **parti** siasah hendak memulaukan pilihanraya umum **ini**. Bagaimana **diketahui** **parti** itu telah tidak menamakan calon-nya disebarang **bahagian-pilihan**-raya dan sabalek-nya pula telah berkempen merayu orang ramai supaya jangan menggunakan **hak²** mengundi mereka.

34. Adapun memberi ulasan mengenai **aktiviti²** dan **dasar²** parti siasah itu terkeluar dari lengkungan kuasa Surohanjaya Pilihanraya, namun demikian, pihak Surohanjaya merasa tidak menjadi salah memberi gambaran sechara 'am **tentang chara²** kempen yang telah dijalankan sebelum hari mengundi. Suasana **aman** dan **tenteram** yang ternyata semasa pilihanraya umum tahun 1964 dan juga dipilihanraya* yang lain yang dijalankan di-Negeri ini pada masa yang lalu telah tidak ternampak **semasa kempen** tahun 1969. Perbinchangan politik yang utama yang telah diserukan oleh sebilangan **Parti Siasah** yang tertentu adalah menyentoh **perkara²** perkauman yang **sensitif** yang menyinggong perasaan rakyat. Peristiwa sejarah 13 Mei telah mengakibatkan pengishtiharan **Ordinan Dharurat (Kuasa² Perlu)** Tahun 1969, pada **15hb** Mei, 1969 oleh Yang di-Pertuan Agong yang telah menggantungkan Parlimen dan **Dewan²** Undangan Negeri dan menubuhkan **Majlis Gerakan Negara**. Beristiwa ini telah diberi pesebaran yang luas dan satu Kertas Puteh mengenai perkara itu telah dibentangkan oleh Kerajaan.

35. Semenjak itu satu pindaan telah dibuat kepada Akta Asutan, 1948 yang antara lain² perkara adalah menjadi satu kesalahan bagi sesiapa pun menyoal **perkara²** mengenai **hak²**, taraf, kedudukan, keistimewaan dan kedaulatan atau hak kedaulatan yang ditetapkan atau yang diperlindungi oleh peruntukan Bahagian III Perlembagaan Persekutuan atau Perkara 152, 153 atau Perkara 181 Perlembagaan. **Peruntokan² ini** **menyebut** **perkara²** kerayatan, bahasa kebangsaan, **hak²** orang Melayu dan kedaulatan **Raja²**.

36. Selain daripada itu satu pindaan telah juga diperbuat kepada Akta **Kesalahan²** Pilihanraya, 1954 dengan mana, sesiapa yang telah dihukum kerana kesalahan dibawah seksyen kechil (1) dari Seksyen 4 Akta Asutan, 1948, ia tidak, sehingga **tamat** 5 tahun dari tarikh hukuman itu, boleh dipilih disebarang pilihanraya, dan sekiranya pada tarikh hukuman itu ia telah dipilih disebarang pilihanraya, maka kerusinya itu adalah dikosongkan mulai daripada tarikh itu.

X. PENGUNDIAN

Pengundian Melalui Pos

37. **Jenis** yang ditaariffkan sebagai **pengundi**² yang tidak **payah hadir** ada disenaraikan didalam **Peratoran**² Pilehanraya (Pengundian Melalui **Pos**). Sebelum pilehanraya umum dijalankan, **pemilih**² yang berdaftar yang telah ditahan dibawah Akta Keselamatan Dalam Negeri telah dimasukkan 'kedalam senarai itu sebagai orang² yang berhak mengundi melalui pos.

38. Daripada jumlah **kertas**² undi pos yang dikeluarkan di-Negeri² **Tanah Melayu**, 78.6 **peratus** bagi pilehanraya Parlimen dan 81.5 **peratus** bagi pilehanraya Negeri, telah diterima balek sabelom pengundian ditutup. Di-Negeri Sabah **peratus** yang balek ialah sebanyak 70 bagi pilehanraya Parlimen dan di-Negeri Sarawak 80 **peratus** bagi pilehanraya Parlimen dan 70 bagi pilihanraya Negeri.

Hari Mengundi

39. Pengundian diseluruh negara pada 'amnya telah bermula dari pukul 8.00 atau 9.00 pagi hingga kepukeul 7.00 atau 8.00 **malam**. **Disetengah**² kawasan yang **terpenchil**, beberapa **tempat** mengundi telah ditutup lebeh awal lagi. Bagi **kawasan**² luar bandar pengundian telah berjalan sechara sederhana sahaja pada sepanjang hari kechuali **dikawasan**² yang mana kebanyakan **penduduk**²nya **bekerja diladang**², pengundian adalah **lambat** sedikit disebelah pagi tetapi ranchak disebelah petang. Keadaan seumpama **ini** juga telah ternampak **dikawasan**² bandar.

40. Di-Malaysia **Barat** 74.3 **peratus** daripada para **pemilih** telah mengundi **dikedua**² pilehanraya umum Parlimen dan Negeri. Pengundian di Sabah dan Sarawak yang telah digantongkan pada tahun 1969 telah dijalankan semula dalam tahun 1970. Pengundian di-satu sahaja bahagian pilehanraya (Melaka Selatan) diNegeri **Tanah Melayu** yang juga digantong telah dijalankan semula dalam tahun 1971.

•

XI. PENGIRAAN UNDI

41. Pengiraan undi telah dijalankan **dimerata**² **tempat** yang sesuai dibawah penyeliaan **Pegawai**² Pengurus. **Keputusan**², bila sahaja di-ketahui telah dihantar kepada **Penyelia**² Pilehanraya di Ibu Pejabat Negerinya, dari mana, kemudiannya telah disampaikan pula **keputusan**² tersebut kapada Ibu Pejabat Pesuruhjaya Pilehanraya, dimana satu Bilek

Gerakan telah disiapkan. Selepas itu keputusan² itu pun disiarkan menerusi radio dan talivishen. Papan² kenyataan awam bagi merekodkan kemenangan² telah juga didirikan di tiap² Ibu Negeri.

42. Keputusan yang pertama diterima oleh Surohanjaya Pilehanraya ialah pada pukul 11.25 malam pada 10hb Mei, 1969 daripada Bahagian-pilehanraya Negeri, Cameron Highlands dan keputusan yang terakhir sampai ke Surohanjaya Pilehanraya ialah pada pukul 1.00 tengahari pada 11hb Mei, 1969 daripada Bahagian-pilehanraya Parlimen, Kuala Trengganu Utara. Penggunaan satu peti undi untuk kedua² kertas undi Parlimen dan Negeri telah memerlukan masa yang lebeh untuk menjalankan pengiraan dan banyak-nya kertas² undi yang ragu yang hendak dipereksa dengan teliti oleh Pegawai Pengurus juga telah mengambil masa yang panjang. Sebagaimana yang boleh dilihat di-Lampiran² B dan C sabilangan besar bahagian-pilehanraya yang telah mendapat keputusan² yang sangat rapat, oleh itu beberapa pengiraan semula telah terpaksa dibuat. Telah ada sebutan bahawa penyiaran² keputusan itu adalah terlalu lewat, bagaimanapun, keputusan yang akhir yang telah dihebahkan adalah lebeh awal lagi daripada keputusan yang akhir diterima pada masa pilehanraya umum 1964 manakala keputusan itu telah disiarkan pada pukul 5.00 petang keesokan harinya.

XII. KEPUTUSAN² PILEHANRAYA SEBELUM PENGANTONGAN

43. Perkara yang menarek perhatian akibat daripada pilehanraya ini ialah bertambahnya bilangan pembangkang, jika dibandingkan dengan pilehanraya umum 1964. Walaupun parti² pembangkang telah mendapat beberapa kerusi, parti Perikatan masih lagi berkuasa di-Parlimen. Parti Gerakan Rakyat Malaysia (GRM) telah mengawali Dewan Undangan Negeri, Pulau Pinang dan Parti Islam Sa-Malaya (PAS) telah mengawali semula Dewan Undangan Negeri, Kelantan. Perikatan telah dikembalikan semula di-Negeri² yang lain. Maklumat² perangkaan yang penoh berkenaan dengan pilehanraya Parlimen adalah terkandung di Lampiran B kepada Laporan ini. Jumlah kerusi yang telah dimenangi oleh berbagai parti siasah dipilehanraya Parlimen sebelum pilehanraya itu digantong adalah:

Perikatan	66
United Sabah National Organisation	10
Parti Tindakan Demokratik	13
Parti Islam Sa-Malaya	12
Parti Gerakan Rakyat Malaysia	8
Parti Kemajuan Rakyat	4

44. Keputusan² pilihanraya Dewan Undangan Negeri adalah ditunjukkan di Lampiran C.

45. Dipilihanraya Parlimen 13 calon telah hilang wang deposit mereka oleh kerana mereka telah gagal mendapat lebih daripada satu perlapan dari jumlah undi sah yang dibuang, sementara dipilihanraya Negeri, jumlah bilangan calon yang telah kehilangan wang deposit mereka ialah 69 orang.

XIII. PENYAMBONGAN PILEHANRAYA² DI-MALAYSIA TIMOR

46. Berikutan dengan meletusnya kekacauan pada 13hb Mei, 1969 dan dengan perisytiharan keadaan dharurat diseluruh Malaysia pada 15hb Mei, semua pilihanraya yang belum lagi diselesai telah digantung. Pengantongan ini melibatkan pilihanraya² di-Sabah, Sarawak dan pilihanraya Parlimen di Bahagian-pilihanraya Melaka Selatan. Tatkala pilihanraya telah digantungkan, pengundian telah pun berjalan di 7 daripada 24 bahagian-pilihanraya Parlimen, 9 daripada 48 bahagian-pilihanraya Negeri di Sarawak dan 6 daripada 16 bahagian-pilihanraya Parlimen di-Sabah. 10 bahagian-pilihanraya Parlimen yang lain di-Sabah telah dimenangi oleh United Sabah National Organisation (USNO) tanpa bertanding.

47. Selain daripada menggantungkan pilihanraya² dibawah Ordinan Dharurat (Kuasa² Perlu) No. 1 Tahun 1969, kelulusan Peratoran² Perlu (Melarang Kegiatan² Berhubung dengan Pilihanraya) 1969, [P.U. (A) 176A bertarih 11hb Jun, 1969] yang dibuat oleh Majlis Gerakan Negara telah menchegeh semua kegiatan berhubung dengan pilihanraya. Ini termasuk semua chara merayu undi bagi pehak mana² calon dan semua chara memancing undi.

48. Sa-masa dalam bulan Disember 1969, ada dibayangkan kepada Surohanjaya iaitu Kerajaan berchadang hendak meneruskan semula pilihanraya² yang belum lagi diselesaikan di-Sabah dan Sarawak. Sunggohpun tidak ada diberi tatikh mengenai pembatalan pengantongan itu, malahan pehak Surohanjaya terpaksa juga membuat persiapan yang perlu untuk menjalankan semula pilihanraya.

49. Dibawah peratoran² yang ada mengenai penjalanan pilihanraya, jika sekiranya pada bila² masa selepas Surohanjaya Pilihanraya mengeluarkan surat perintah untuk menjalankan pilihanraya umum ataupun pilihanraya kecil, ada diberi keterangan kepada Surohanjaya yang

memuaskan iaitu oleh sesuatu sebab **dalam mana²** bahagian-pilehanraya, pilehanraya tidak boleh dijalankan, ataupun pilehanraya sudah **dimulakan** mengikut surat perintah yang telah dikeluarkan itu tetapi tidak boleh diteruskan, maka Surohanjaya boleh pada **bila²** masa pun mengeluarkan satu surat perintah yang baru untuk menjalankan atau menyemulakan pilehanraya dibahagian pilehanraya tersebut. Sekiranya peraturan ini hendak diikuti, maka bermaknalah mengadakan semula pilehanraya **dibahagian²-pilehanraya** yang belum diselesaikan lagi sebelum diadakan penggantungan itu, **surat²** perintah yang baru hendaklah dikeluarkan dan semua proses² pilehanraya hendaklah dimulakan semula.

50. Surohanjaya telah menimbangkan perkara berkaitan dengan soal mengadakan semula pilehanraya dan telah **memutuskan** bahawa untuk mengelakkan kesukaran dan perbelanjaan, **chalun²** yang penamaannya telah disahkan pada 5hb April, 1969 adalah kekal menjadi chalun bagi pilehanraya yang disamulakan dan tidaklah **payah** dijalankan penamaan chalun yang baru. Bagaimanapun, Surohanjaya telah mengechualikan **bahagian²-pilehanraya** dimana ada chalun yang telah disahkan telah **mati**. Dalam perkara yang demikian, Surohanjaya telah memutuskan bahawa **chalun²** yang masih ada itu dikekalkan penamaannya, tetapi **penamaan²** chalun yang baru boleh juga diterima. Satu peruntukan **undang²** mengenai **hal** ini mistilah dibuat.

51. Satu lagi soal untuk ditimbangkan oleh Surohanjaya ialah sama ada pengundian hendak disambong dari mana ia diberhentikan semasa **penggantungan** ataupun dimulakan **semula**. **Kertas²** undi yang dibuang mulai dari 10hb Mei ke 15hb Mei, 1969 telah disimpan didalam **peti²** yang bermeteri **hampir²** sudah setahun lamanya, ada kemungkinan **kertas²** undi itu boleh jadi rosak akibat daripada keadaan hawa, serangga atau lain* sebab. Oleh kerana tidak ada jalan resmi bagi Surohanjaya boleh **meme- reksa kertas²** itu dan untuk menghapuskan sebarang shak wasangka yang **kertas²** undi itu tidak diganggu, maka pehak Surohanjaya telah **memutus- kan** supaya **kertas²** undi itu tidak dikira lagi bagi maksud penyemulaan, dan pengundian hendaklah disemulakan disemua **bahagian** pilehanraya. Pehak Surohanjaya juga telah **memutuskan** untuk menचितak **kertas²** undi yang baru yang berlainan warnanya daripada yang telah digunakan pada pilehanraya bulan Mei, 1969.

52. Dari pengalaman yang telah diperolehi di Malaysia **Barat**, pehak Surohanjaya juga memutuskan bahawa untuk mencepatkan lagi **pengi- raan** dan siaran **keputusan²**, dua **peti** undi digunakan, iaitu satu untuk kertas undi Parlimen dan satu lagi untuk **Negeri**. Ini bermakna jumlah

peti undi yang digunakan bagi pilihanraya yang **disamulakan** itu akan menjadi dua kali ganda bilangannya daripada yang telah **dirancang** untuk digunakan dipilihanraya bulan Mei. Yang **demikian** itu **menambah**kan perbelanjaan bukan sahaja kerana bilangan **peti²** undi yang **lebih** itu, **bahkan** juga kerana tambahan potar untuk **membawa peti²** undi itu. Tambahan lagi kelebihan bilangan **peti²** undi yang **hendak** dibawa oleh **pasokan²** pengundian, akan merumitkan lagi **tugas²** Ketua **Tempat** Mengundi kerana ia terpaksa mengambil **langkah²** **keselamatan** untuk menjaga **peti²** undi yang telah bermeteri itu sepanjang **perjalannya** dari satu **tempat** mengundi kesatu **tempat** mengundi yang lain, yang **mana** setengah daripada **tempat²** itu akan memakan masa selama 4 minggu **dan** meliputi sebanyak 48 **tempat** mengundi.

53. Dari itu pihak Surohanjaya telah memutuskan bahawa untuk mengurangkan bilangan **peti²** undi itu, maka **peratoran²** baru telah diadakan supaya membolehkan **lidah²** peti undi yang telah **dimeterikan** selepas ditutup pengundian disesuatu **tempat** mengundi itu **boleh dibuka** semula dihadapan **wakil²** calon untuk digunakan lagi peti **itu** ditempat mengundi yang berikutnya. Dengan peratoran ini maka satu peti undi itu boleh digunakan di beberapa **tempat** mengundi yang dilawati oleh pasokan pengundian itu. Untuk memelihara **peti²** undi itu dari **diganggu** oleh keadaan cuaca dan lain² bencana semasa dibawa **oleh pasokan** pengundian pihak Surohanjaya telah memutuskan supaya **digunakan** beg² **tarpal** untuk menyarong **peti²** undi dan juga **dokumen²** serta **alat²** pengundian yang berkaitan. Penggunaan beg² ini akan **menyenangkan** lagi potar yang mengusongnya. Sebagai tambahan keselamatan **arahan²** pentadbiran telah dikeluarkan kepada **pasokan²** pengundian supaya memeterikan beg² itu sebelum mereka bergerak ketempat mengundi yang berikutnya.

54. Oleh sebab kesukaran dari segi perhubungan dan kegiatan **peng-**ganas komunis **disetengah²** bahagian di Negeri Sarawak, pihak **Surohan-**jaya telah memutuskan supaya peruntukan **undang²** dibuat untuk membolehkan Surohanjaya menentukan **tarikh²** pengundian disebarkan **tempat** mengundi dimana pengundian telah **gagal** pada tarikh dan masa yang **dijadualkan**, dan dimana pengundian tidak boleh dihabiskan disebarkan **tempat** mengundi; peruntukan **undang²** hendaklah juga **diada-**kan supaya Surohanjaya boleh memutuskan bagaimana **chara** pengundian itu patut disemulakan dalam kemungkinan seumpama itu. Dibawah **undang²** yang ada, jika sekiranya berlaku perkara seumpama itu, satu surat perintah baru patutlah dikeluarkan dan semua proses² pilihanraya hendaklah dimulakan semula.

55. **Keputusan**² Surohanjaya Pilehanraya ini telah dimajukan kepada Majlis Gerakan Negara dan pada 12hb Mei, 1970, Majlis itu telah **meluluskan** **Ordinan** Dharurat (**Kuasa**² Perlu) No. 32 Tahun 1970 yang **memansuhkan** Sekshen dalam **Ordinan** Dharurat (**Kuasa**² Perlu) No. 1 Tahun 1969, yang menggantungkan pilehanraya. **Ordinan** ini telah meliputi **keputusan**² yang telah dibuat oleh Surohanjaya dan memberi kuasa kepada Surohanjaya. untuk menjalankan **semula pilehanraya**² di Sabah dan Sarawak.

56. Dengan **undang**² yang sama juga, Kerajaan telah membuat beberapa penchegahan mengenai **chara**² berkempen. Memancing serta merayu **undi**², mengadakan **rapat**² umum serta mempamirkan **apa**² rayuan dalam apa **chara** rupa pun telah dilarang. Bagaimanapun, **chalun**² telah **dibenarkan** mempamirkan poster² yang menunjukkan **simbol**² atau **gambar**² ataupun **simbol**² parti mereka dengan hanya **perkataan**² "undi-lah". Di dalam **bahagian**² pilehanraya dimana **penamaan**² chalun baru telah **diterima**, **tiap**² chalun dibahagian-pilehanraya **tersebut** itu, dibenarkan juga sebagai tambahan mengeluarkan satu manifesto yang mengandongi gambar dan simbol yang diberikan kepadanya atau simbol partinya, serta membentangkan **tujuan**² dan dasar untuk dirinya sendiri ataupun untuk **parti** siasah. Pengeluaran manifesto itu hanya dihadkan sekali sahaja dan tidak boleh mengandongi **perkara**² yang boleh menimbulkan pergadohan atau mengganggu ketenteraman awam ataupun yang boleh menimbulkan perasaan **hasad** dengki dan permusohan dikalangan rakyat yang berbilang bangsa dan gulungan. Pengedaran manifesto itu dihadkan dalam kawasan bahagian pilihanraya yang berkenaan sahaja. Bagaimanapun, Menteri Hal Ehwal Dalam Negeri boleh **melarang** pengedaran sebarang manifesto demi kepentingan keselamatan awam.

57. Memandang kepada banyaknya **perubahan**² yang telah dibuat mengenai penjalanan pilehanraya yang **hendak** disemulakan itu, pehak Surohanjaya merasa perlu memberi **penerangan** mengenai **hal undang**² kepada **chalun**² dan **parti** siasah di Sabah dan Sarawak. Bagi tujuan ini, Pengerusi dan **Ahli**² Surohanjaya Pilehanraya telah menemui **chalun**² dan **wakil**² **parti** siasah di Kuching pada 24hb Mei, 1970 dan di Kota Kinabalu pada 26hb Mei, 1970. Didalam **meshuarat**² itu, Pengerusi telah **memaklumkan** juga **tarikh**² mengadakan semula pengundian **dikedua**² buah negeri tersebut. Pembuangan undi ditetapkan di Sabah dari 21hb hingga 27hb Jun dan di Sarawak dari 6hb Jun hingga 4hb Julai, 1970.

58. Apabila pilehanraya telah dijalankan semula, penamaan chalun baru perlu diadakan didua Bahagian-pilehanraya Parlimen. **Ini** ialah **dibahagian-gilehanraya** Parlimen Tuaran di Sabah dan Kanowit di Sarawak,

dimana seorang calon **ditiap²** satu **bahagian-pilihanraya** tersebut telah meninggal dunia. Di-Tuaran satu penamaan calon baru telah diterima tetapi kertas penamaan calon itu telah ditolak sebagai tidak sah. Ini menjadikan calon tunggal yang tinggal itu dipilih tanpa bertanding. Mengenai **Bahagian-pilihanraya** Parlimen di Kanowit satu penamaan calon baru telah diterima dan pilihanraya itu telah dipertandingkan.

Keputusan² mengenai pilihanraya² yang disamulakan

59. Sabah. Sebelum pilihanraya di Sabah digantung, 10 calon dari United Sabah National Organisation (USNO) telah dipilih tanpa bertanding. Bila pilihanraya telah disemulakan satu lagi calon dari United Sabah National Organisation (USNO) telah dipilih tanpa bertanding di Bahagian-pilihanraya Tuaran. Tiga orang calon dari Sabah Chinese Association dan dua orang calon dari United Sabah National Organisation telah memenangi baki kerusi² yang lain, yang demikian memberikan semua 16 kerusi Parlimen kepada Parti Perikatan Sabah. Sejumlah 24 orang calon telah bertanding dipilihanraya tersebut dan 2 orang diantaranya telah kehilangan wang deposit mereka.

60. Sarawak. Di Sarawak 94 orang calon telah bertanding untuk merebut 24 kerusi dalam Parlimen dan 221 orang calon bertanding untuk merebut 48 kerusi dalam Council Negeri. Keputusan² pilihanraya tersebut adalah seperti berikut:

Parti	Kerusi ² yang dimenangi	
	Parlimen	Negeri
1. Parti Perikatan Sarawak (PER) ...	7	15
2. Sarawak United Peoples' Party (SUPP)...	5	12
3. Parti Pesaka Sarawak (PESAKA) ...	2	8
4. Sarawak National Party (SNAP) ...	9	12
5. Bebas	1	1
	<hr/>	<hr/>
	24	48
	<hr/>	<hr/>

Sejumlah 24 orang calon Parlimen dan 82 orang calon Council Negeri telah kehilangan wang deposit mereka.

XIV. PENYAMBONGAN PILEHANRAYA DI MELAKA SELATAN

61. Dalam Negeri² Tanah Melayu hanya pilihanraya dibahagian-pilihanraya Parlimen, Melaka Selatan sahaja yang belum diselesaikan. Pengundian bagi bahagian pilihanraya ini telah tidak dapat diadakan

pada **10hb** Mei, 1969, oleh sebab pengundian telah dibatalkan pada 26hb April, kerana kematian seorang **daripada chalun²** pada 23hb April, 1969. **Tarikh² baru** untuk hari penamaan chalun dan hari **pembuangan** undi telah ditetapkan pada 7hb dan 31hb Mei, **masing²**. Penamaan chalun telah diselesaikan pada 7hb Mei sebagaimana yang telah dijadualkan dan **penerimaan empat** orang chalun telah disahkan. Bagaimanapun, oleh sebab pilihanraya telah digantungkan pada **15hb** Mei, 1969 pengundian telah tidak dapat dijalankan.

62. Penggantungan pilihanraya bagi bahagian pilihanraya ini telah dibatalkan oleh **Ordinan** No. 66/71 yang telah diluluskan oleh Majlis Gerakan Negara pada 18hb Januari, 1971. **Undang²** ini mengkehendakkan supaya pilihanraya itu diselesaikan dalam **tempoh** dua minggu mulai dari tarikh itu dan yang demikian itu Surohanjaya Pilihanraya telah menetapkan hari Sabtu, 30hb Januari, 1971, sebagai hari membuang undi. Dengan berkuatkuasanya **undang² ini** penggantungan **semua** pilihanraya yang belum diselesaikan telah dibatalkan sepenuhnya dan **Peratoran²** Dharurat yang **melarang kegiatan²** berhubung dengan pilihanraya telah terlucut kuatkuasa dengan sendirinya.

63. Chalun Perikatan telah dipilih **dalam** pengundian ini. Dua orang chalun yang bertanding dipilihanraya **ini** telah kehilangan **wang²** deposit mereka.

XV. PERBELANJAAN

64. Peruntukan sebanyak \$1,588,000 telah diluluskan untuk Pilihanraya Umum tahun 1969. Wang tambahan sebanyak \$10,800 untuk Melaka Selatan dan \$509,999 untuk Sabah dan Sarawak telah **diluluskan** untuk **pilihanraya²** yang disamulakan.

65. Di **Negeri² Tanah** Melayu sahaja, jumlah yang telah dibelanjakan untuk **pilihanraya²** umum 1969 ialah lebeh kurang \$1,400,000 dibandingkan dengan \$1,900,000 yang dibelanjakan untuk pilihanraya umum 1964. Ini menunjukkan kekurangan perbelanjaan sebanyak \$500,000 sunggohpun jumlah pemilih telah bertambah lebeh kurang 539,000 pada tahun 1969. Pengurangan perbelanjaan ini ialah seimbang dengan dasar Kerajaan untuk menjimatkan perbelanjaan awam dan pengurangan ini tidak mengganggu **apa²** jua pun terhadap kecekapan menjalankan **pilihanraya²** umum itu.

66. Di Sarawak jumlah perbelanjaan untuk menjalankan **pilihanraya²** serentak ialah lebeh kurang \$577,000 sedangkan di Sabah jumlah yang telah dibelanjakan bagi pilihanraya Parlimen ialah lebeh kurang \$49,000.

XVI. RAYUAN² PILEHANRAYA

67. Hanya sepuluh rayuan pilehanraya **sahaja** yang telah **dimasokan** ka Mahkamah kesemuanya, dua di Kelantan, satu di Perak, **tiga** di **Pahang**, satu di Selangor, satu di Melaka dan dua di Sarawak. **Enam** daripada rayuan itu telah dibuat **atas** alasan penolakan kertas penamaan chalun oleh Pegawai Pengurus. Kesemua rayuan itu telah ditolak. Satu rayuan mengenai kesalahan pengiraan undi telah **juga** ditolak. Dua rayuan telah dibuat **atas** alasan menyamar diri. Walaupun **rayuan² ini** telah ditolak, **enam** pengundi telah didapati salah kerana menyamar diri oleh sebab mereka telah mengundi didua **tempat** dalam pilehanraya yang sama. Satu rayuan telah dibuat **atas** alasan rasuah dan buatan menyalahi **undang²** dan yang ditudoh itu saorang yang dipilih, telah didapati salah kerana melakukan buatan rasuah. Bagaimanapun, hakim telah **mengampunkan-**nya dan pilehanraya itu telah diishtiharkan sebagai pilehanraya yang **sah**. Dalam masa perbicharaan itu hakim telah mendapati bahawa saorang daripada **pekerja² parti** telah didapati salah **atas** buatan rasuah dan satu **laporan** telah dibuat kapada **pehak** Surohanraya Pilehanraya.

XVII. ULASAN² 'AM

68. Pengundian bagi Malaysia keseluruhannya ialah sebanyak 73.6 **peratus** bagi pilehanraya Parlimen dan 73.8 **peratus** bagi pilehanraya Negeri. Di **Negeri² Tanah Melayu** bagi Parlimen ialah sebanyak 72.9 **peratus**. Dipilehanraya tahun 1964, peratusannya ialah 78.9 dan **di-pilehan-**raya tahun 1959 ialah 73.3 **peratus**. Pengundian yang diperolehi di **Negeri² Tanah Melayu** bagi pilehanraya **Dewan Undangan** Negeri ialah sebanyak 73.1 **peratus** berbanding dengan 78.9 **peratus** dalam tahun 1964 dan 74.0 **peratus** dalam tahun 1959.

69. Yang demikian itu, peratusan pengundian di **Negeri² Tanah Melayu** adalah baik jika dibandingkan dengan peratusan pengundian pada tahun 1959, tetapi terkurang kadar 5 **peratus** daripada peratusan pengundian pada pilehanraya tahun 1964. Peratusan pengundian yang menjadi **rendah** itu mungkin kerana timbulnya kempen yang mendesak supaya **memulau-**kan pilehanraya dan juga kerana suasana tegang yang **semakin me-**munchak sebelum hari membuang undi yang mana telah mengakibatkan berlakunya peristiwa 13 Mei. Keadaan ini nampak nyata terutama sekali di Negeri Selangor dimana peratusan pengundian adalah 65.0 **sahaja**, iaitu yang paling **rendah** sekali diantara **Negeri²**. Peratusan pengundian yang **tertinggi** pada tahun 1964, mungkin disebabkan pada masa itu negara sedang menghadapi satu masalah nasional yang **sangat berat** yang

merupakan konfrantasi dari Indonesia. Ini merupakan satu anchaman kapada keselamatan negara. Dengan itu ternyatalah pemilih² telah keluar dengan ramai untuk menchurahkan perasaan hati mereka mengenai perkara tersebut.

70. Di Negeri Sabah pengundian bagi pilehanraya Parlimen ialah sebanyak 72.5 peratus. Pengundian yang rendah ini mungkin kerana hanya 5 buah kerusi sahaja daripada 16 buah kerusi Dewan Ra'ayat yang telah ditandingkan dan faktor ini mungkin telah mengurangkan semangat pemilih untuk keluar membuang undi mereka. Di Negeri Sarawak pengundian bagi pilehanraya Parlimen ialah 79.6 peratus dan bagi pilehanraya Council Negeri ialah 80 peratus. Memandang kapada keadaan keselamatan di Sarawak semasa pilehanraya dijalankan, bahawa peratusan pengundian yang telah dicapai itu bolehlah dianggap tinggi juga.

71. Di Malaysia, kertas² undi yang telah ditolak pada keseluruhannya ialah 3.9 peratus bagi pilehanraya Parlimen dan 4.7 peratus bagi pilehanraya Negeri. Bagi Negeri² Tanah Melayu undi yang ditolak dipilehanraya Parlimen ialah sebanyak 4.9 peratus berbanding dengan 4.2 peratus dipilehanraya tahun 1964. Dipilehanraya Negeri ialah sebanyak 6.5 peratus berbanding dengan 4.8 peratus dalam tahun 1964. Peratusan yang tinggi sedikit ini boleh jadi disebabkan oleh adanya kempen² untuk memulaukan pilehanraya. Pihak Surohanjaya telah berpendapat adanya bukti² yang menunjukkan bahawa sebahagian besar dari kertas² undi yang ditolak itu telah dirosakkan dengan sengaja iaitu mungkin sebagai satu chara membantah pilehanraya.

72. Di Negeri Sabah kertas* undi yang ditolak bagi pilehanraya Parlimen ialah sebanyak 3.3 peratus. Di Negeri Sarawak ialah 7.2 peratus bagi pilehanraya Parlimen dan 6.0 peratus bagi pilehanraya Negeri. Peratusan yang tinggi bagi kertas undi yang ditolak dalam Negeri Sarawak itu mungkin satu dari sebab²nya ialah yang ini kali pertama Negeri itu menghadapi pilehanraya serentak. Disetengah² bahagian-pilehanraya di Sarawak bagaimanapun ada juga ternyata pengundian membantah. Satu chontoh yang sangat jelas ialah bagi bahagian-pilehanraya Parlimen di Bandar Kuching dimana bilangan kertas² undi yang ditolak adalah lebeh daripada 25 peratus, pada hal didalam kedua² Bahagian-pilehanraya Negeri Kuching Barat dan Kuching Timor yang menjadikan Bahagian-pilehanraya Parlimen tersebut, bilangan kertas undi yang ditolak itu adalah kurang daripada 3 peratus.

XVIII. PENUTOPAN DAN PENGAKUAN

73. Surohanjaya Pilehanraya berpendapat bahawa Pilehanraya Umum tahun 1969 telah ditamatkan dengan **chukup** sempurna. Para pemilih telah pergi ketempat² mengundi untuk mengamalkan **hak²** mengundi mereka dengan tidak merasa takut, sunggohpun ada **anchaman²** untuk menyekat pilihanraya itu dengan **chara** pemulauan dan kekerasan. Keadaan ini sangatlah terpuji khasnya dalam Negeri Sarawak dimana, sunggohpun ada **kegiatan²** dari pihak pengganas komunis, bilangan yang keluar mengundi mengikut peratusan pengundian adalah diantara yang terbesar sekali diseluruh negara.

74. **Laporan** ini tidak lengkap sekiranya tidak disebutkan trajedi yang telah berlaku di Sarikei di Bahagian Ketiga Sarawak pada 29hb Jun, 1970 dimana pengganas komunis telah membunuh tiga orang pegawai pilehanraya termasuk Ketua **Tempat** Mengundi dan menchederakan empat orang lagi ketika mereka dalam perjalanan balek dengan bot selepas menyempurnakan pengundian disebuah **tempat** mengundi. Perihal ini bukanlah hanya satu sahaja perhubungan yang telah dilakukan oleh **pengganas²** itu sebagai perhubungan menyekat pilehanraya. Seminggu sebelum itu satu periok api telah diletupkan diluar sebuah kawasan **tempat** mengundi dalam Bahagian itu juga. Kebetulan pula **kejadian²** itu telah berlaku semasa dua orang **Ahli Surohanjaya** sedang membuat lawatan memerhati pembuangan undi dibahagian-pilehanraya tersebut. Oleh kerana **kejadian²** ini telah tidak mengentarkan, dan pengundian telah diterus dan diselesaikan pada **tarikh²** yang dijadualkan dengan ramainya bilangan pengundi yang telah keluar mengundi, maka ini adalah membawa kepujian kepada **penduduk²** Sarawak, iaitu satu keterangan atas perasaan sibik dan tanggungjawab mereka sebagai rakyat yang hendak mengamalkan **hak²** mengundi mereka.

75. Pihak Surohanjaya Pilehanraya ingin menchatitkan kedalam rekod inengenai kerjasama yang erat yang telah diberikan dengan relanya oleh **berbagai²** jabatan kerajaan, **pertubohan²** swasta dan juga orang2 perseorangan, jika tidak dengan **pertolongan²** itu mustahil **pilehanraya²** dapat diselesaikan dengan jayanya. **Bantuan²** yang telah diberi seperti pengangkutan, perkakas, tenaga manusia dan **bangunan** itu telah **banyak** menolong, bukan sahaja dari segi menjalankan pilehanraya dengan chekap, tetapi juga mengurangkan perbelanjaan. Surohanjaya Pilehanraya suka hendak **menyebut** khususnya perkhidmatan pihak **pegawai²** **Pentad-**bir dari **Negeri²** Tanah Melayu yang telah dihantar ke Sarawak untuk **kerja²** pilehanraya pihak **Polis** Di-Raja Malaysia, **Jabatan** Penchitak

Kerajaan, **Jabatan** Penerangan dan Siaran, **Jabatan** Kerja Raya, **Jabatan Pelajaran dan Jabatan Undang²**, yang telah kerap kali dijemput untuk membantu pihak Surohanjaya Pilihanraya, sunggohpun pada masa itu mereka semua sedang sibok dengan **tugas²** mereka sendiri.

76. **Ingatan** patut juga diperbuat **atas** pihak **Polis** Di-Raja Malaysia dan Angkatan Bersenjata Persekutuan kerana pertolongan mereka berkenaan dengan **ketentuan²** yang telah dibuat untuk menghantar dan mengembalikan **kertas²** undi pos bagi **anggota²** **Polis** dan **anggota²** Angkatan Bersenjata yang pada masa itu sedang berada **ditempat²** terpenchil diseluruh negara. Kecekapan mereka membuat **ketentuan²** **tersebut** telah membolehkan sebahagian besar daripada **pengundi²** dari Angkatan **Tentera** dan **Polis** sempat mengembalikan **kertas²** undi mereka untuk **dikira**. Pihak Surohanjaya Pilihanraya juga menghargai **bantuan²** yang telah **diberi** oleh pihak **Tentera** Udara di-Raja Malaysia kerana menyediakan **helikopter²**, ada kalanya dalam waktu yang singkat, khasnya di Negeri Sarawak.

77. Semasa menjalankan Pilihanraya Umum itu, pihak Surohanjaya adalah senantiasa **beringat atas** segala tindakan yang diambil itu **mistilah menerima** keperchayaan para **pemilih**, dan lagi mestilah mencherminkan **sifat** kesaksamaan yang sebenar **tentang layanan²** yang diberikan kepada pihak perseorangan dan **parti²** siasah. Pihak Surohanjaya dengan seberapa dayanya telah menchuba menjayakan **chita²** ini, tetapi, dalam semua segi dugaan manusia tentulah barangkali ada serba kekurangan dan dalam **hal ini** pihak Surohanjaya Pilihanraya juga tidak terkechuali.



MALAYSIA

REPORT

on the

PARLIAMENTARY (DEWAN RA'AYAT)

and

STATE LEGISLATIVE ASSEMBLY

GENERAL ELECTIONS

1969

of the

STATES OF MALAYA, SABAH and SARAWAK

Prepared by the Election Commission

CONTENTS

	PARAGRAPHS
I Introduction	1 - 5
II The Election Commission	6 - 7
III Constituencies	8 - 9
IV Dissolution of Parliament and State Legislative Assemblies	10 - 12
V Amendments to Legislation Relating to Elections ...	13 - 14
VI Preparation for Elections	15 - 25
VII Election Dates	26 - 28
VIII Nomination	29 - 32
IX Election Campaign	33 - 36
X Polling	37 - 40
XI Counting	41 - 42
XII Results of the Elections Prior to Suspension	43 - 45
XIII Resumption of Elections in East Malaysia	46 - 60
XIV Resumption of Elections in Melaka Selatan	61 - 63
XV Expenditure	64 - 66
XVI Election Petitions	67
XVII General Comments	68 - 72
XVIII Conclusion and Acknowledgements	73 - 77
XIX Appendices	
A—Electoral Behaviour Code	
B—Parliamentary Elections. 1969—Election Results by Parliamentary Constituencies	
C—State Elections. 1969—Election Results by State Constituencies	
D—Parliamentary and State General Elections. 1969—Seats won and deposits lost by Political Parties and Independent candidates	

- E—Parliamentary and State General Elections, 1969—Votes polled by Political Parties and Independent candidates, total valid votes, number of votes rejected and voting percentage
- F—Parliamentary and State General Elections, 1969—Percentage of valid votes polled by Political Parties and Independent candidates on a State basis
- G—Parliamentary and State General Elections, 1969—Percentage of valid votes polled by Political Parties and Independent candidates on a Malaysia basis
- H—Parliamentary Elections—Votes polled by Political Party and Independent candidates
- I—State Elections—Votes polled by Political Party and Independent candidates
- J—List of Political Parties contesting the 1969 Elections

REPORT ON THE GENERAL ELECTIONS TO **THE** HOUSE OF REPRESENTATIVES AND STATE LEGISLATIVE ASSEMBLIES, MALAYSIA, 1969

I. INTRODUCTION

The general elections to the House of Representatives and **the** various State Legislative Assemblies were **held** on **10th** May, **1969**. They were the third general elections to the House of Representatives and the State Legislative Assemblies of the States of Malaya since independence and the second to be held since the formation of Malaysia. This was the first direct election in Sabah and Sarawak to the House of Representatives and the first to the Council Negeri Sarawak. Sabah held its first direct election to its State Legislative Assembly in 1967. Prior to this representatives of the Parliamentary Constituency of both States were indirectly elected to the House of Representatives.

2. The House of Representatives has a total of 144 members and the thirteen State Legislative Assemblies have a total of 362 members.

3. The election to the House of Representative and all State Legislative Assemblies except election to the Sabah Legislative Assembly which was not due for dissolution in 1972, were held simultaneously, but due to the application of staggered polling in Sabah and Sarawak the election in the two States were not completed until after two weeks polling in Sabah and four weeks in Sarawak.

4. However, the declaration of emergency and the promulgation of Emergency (Essential Powers) Ordinance No. 1 of 1969 on 15th May, 1969 suspended all elections which have not been completed on that date in any part of Malaysia.

5. At the time of suspension, general elections in all contested constituencies in the States of Malaya except the Parliamentary Constituency of Melaka Selatan were completed and candidates returned. None of the elections in contested constituencies in Sabah and Sarawak was completed. Polling for Melaka Selatan fixed for a later date due to the death of one of the candidates was also affected by the suspension.

II. THE ELECTION COMMISSION

6. The Constitution provides that the responsibility for the conduct of elections to the House of Representatives and the Legislative Assemblies of all States of Malaysia lies with the Election Commission. The Commission is also empowered to conduct elections to the various local authorities if so provided by law. In the discharge of its responsibilities the Election Commission, being an independent authority is not subject in any way to directions as to the manner in which elections are conducted.

7. The establishment of the Election Commission and the general principles under which it should function are laid down in Articles 113-120 of the Constitution. The Election Commission is appointed by His Majesty the Yang di-Pertuan Agong after consultation with the Conference of Rulers, and consists of a Chairman and three other members, one of whom is from the Borneo States under arrangement made in accordance with the Inter-Governmental Committee Report. Article 114 (2) of the Constitution reads as follows:

"In appointing members of the Election Commission, the Yang di-Pertuan Agong shall have regard to the importance of securing an Election Commission which enjoys public confidence."

III. CONSTITUENCIES

8. Under Article 46 of the Constitution, the House of Representatives shall consist of 144 elected members of whom 104 shall be from the States of Malaya, 16 from Sabah and 24 from Sarawak. The constituency boundaries for the 104 parliamentary seats for the States of Malaya remained as they were for the 1964 general elections. The constituencies for the 16 seats in Sabah were delimited on 16th April, 1966 (L.N. 182166) and the 24 in Sarawak on 20th June, 1968 (L.N. 268168). These delimitations were made in accordance with the principles laid down in the Thirteenth Schedule of the Constitution.

9. Section 4 of the Eighth Schedule to Part I of the Constitution provides that a State Assembly shall consist of such number of elected members as its Legislature may by law provide, and the number of such elected members shall be the same as or a multiple of the number of Federal

constituencies into which the State is divided under Article 116 of the Federal Constitution. The 144 parliamentary and 362 State constituencies were distributed as follows:

						Parliamentary		State
Perlis	2	...	12
Kedah	12	...	24
Kelantan	10	...	30
Trengganu	6	...	24
Penang	8	...	24
Perak	20	...	40
Pahang	6	...	24
Selangor	14	...	28
Negri Sembilan	6	...	24
Malacca	4	...	20
Johore	16	...	32
						<hr/>		<hr/>
Total for States of Malaya	104	...	282
Sabah	16	...	32
Sarawak	24	...	48
						<hr/>		<hr/>
Total for whole of Malaysia	144	...	362
						<hr/>		<hr/>

IV. DISSOLUTION OF PARLIAMENT AND STATE LEGISLATIVE ASSEMBLIES

10. The Constitution requires that when Parliament is dissolved a general election shall be held within 60 days in the States of Malaya and 90 days in the Borneo States from the date of the dissolution. Similar provisions are also contained in the State Constitutions. It was therefore necessary that some prior indication be given to the Election Commission as to the date of the dissolution of Parliament and of the State Assemblies to enable the Commission to make the necessary plans and preparations for the holding of the general elections.

11. The first meeting of the **Dewan Ra'ayat** after the General Election in 1964 was held on 18th May, 1964. The various State Legislative Assemblies held their first meetings on various dates between 11th and 28th May, 1964. The Federal and State Constitutions require Parliament and State Legislative Assemblies to stand dissolved after five years from

the date of their first meetings, unless sooner dissolved. Thus the **Dewan Ra'ayat**, unless sooner dissolved, would therefore stand dissolved on 18th May, 1969 whilst the various State Legislative Assemblies **would** stand dissolved on dates varying between 11th and 28th May, 1969.

12. In order that elections to the **Dewan Ra'ayat** and the various State Legislative Assemblies could be held **simultaneously**, the Election Commission advised that the **Dewan Ra'ayat** and all the State Legislative Assemblies be dissolved on the same day. Parliament and all State Legislative Assemblies except that of Kelantan were dissolved on 20th March, 1969. The Kelantan State Legislative Assembly was dissolved on 31st March, 1969.

V. AMENDMENTS TO LEGISLATION RELATING TO ELECTIONS

13. Towards the **end** of 1968 it was reported that a political party had instructed all its members in the House of Representatives and in the various State Legislative Assemblies to resign their seats on staggered dates. As the law stood at the time, it was necessary to fill any vacant seat within 60 days from the date on which a vacancy was **established**. The Government decided that the holding of bye-elections would cause considerable inconvenience to the electorate as Parliament and State Assemblies would **in** any case be dissolved by 18th May, 1969 and general elections held thereafter. To meet this unusual situation Article 54 (2) of the Constitution was amended whereby casual vacancies occurring within 6 months of the date on which Parliament would stand dissolved, need not be filled. This amendment was made to apply to State Assemblies as well. As a result of this, although a number of vacancies occurred in the **House** of Representatives and State Assemblies, no bye-elections were **held**.

14. Prior to the general elections a review of election laws and regulations was carried out and the following amendments were made :

(a) The *Election Offences Act, 1954*

Amendments were made to this Act in 1969, the effect of which were as **follows**—

- (i) the limit of expenses that may be incurred by a candidate or his election agent was increased from \$10,000 to \$20,000 in the case of an election to the House of Representatives, and from \$7,500 to \$15,000 in the case of an election to a State Legislative Assembly;

- (ii) the **penalty** for the **offence** of ti-eating, undue influence and bribery **was** increased from **six** months' imprisonment and a fine of five hundred dollars to twelve months' imprisonment **and** a fine of not less than two hundred and fifty **dollars** and not more than one thousand dollars;
- (iii) the provisions **relating** to **personal expenses** of candidates were dispensed with.

(b) Elections (Conduct of Elections) Regulations, 1959

The Elections (Conduct of **Elections**) (**Amendment**) **Regulations**, 1968, made by the Election Commission, were approved by the Yang **di-Pertuan** Agong on **20th** December, 1968. The amendments were made for the purpose of uniformity and bringing into line similar regulations which were applicable to the Borneo States.

Two notable **amendments** were :

- (i) regarding election **deposits** by intending candidates, it is now provided that candidates who pay their election deposits to a Government Department **authorised** by the Returning Officer should produce the deposit receipt to the Returning Officer within the hours of 10 o'clock in the forenoon and 12 o'clock on nomination day. Failure to do so would render the nomination of such candidate invalid; and
- (ii) the insertion into the Regulation of a new provision making it obligatory for a Returning Officer to order a recount of votes upon the application of any candidate or his election agent if the number of votes for all the candidates together with the rejected votes varies from the number of ballot papers found in the ballot boxes by one per centum or more, or if the difference between the number of votes cast for the leading candidate and the number of votes cast for the next leading candidate is two per centum or less of the total number of votes cast.

(c) Elections (Postal Voting) Regulations, 1959

The Elections (Postal Voting) (**Amendment**) Regulations, 1968 were approved at the same time. With this amendment, a **new** procedure was introduced enabling certain categories of **voters** to apply for postal vote if they wish to vote by post.

VI. PREPARATION FOR ELECTIONS

Preparation of Pamphlets for Guidance of Election Officials

15. Two pamphlets, "The Returning Officer" and "The Polling Station", compiled by the Election Commission, were revised to incorporate amendments to the various election laws and regulations. These pamphlets were intended to be read in conjunction with and as a commentary on the election laws and regulations. They were for the guidance of the election officials only and were not meant to replace the law.

Equipment for Election Work

16. The task of taking stock of existing equipment, stationery and forms was initiated from the latter part of 1967 and completed in early 1969. Old and obsolete forms were either amended or replaced. The main items of election equipment such as polling booths, counting trays and mixing baskets were obtained from local manufacturers. In view of the Government policy to effect economy in public expenditure, the Election Commission decided that for these general elections, only one ballot box in each polling station be used for both parliamentary and State ballot papers. No additional ballot boxes were therefore purchased for West Malaysia although there was an appreciable increase in the electorate and in the number of polling stations.

Preparing the Electorate

17. For any election to be meaningful it is necessary that there should be a maximum turn-out of electors on polling day. To this end, a campaign was carried out by the Government mass media to instil an awareness among the electorate of their fundamental right of franchise, the importance of exercising it and the way to cast their votes on polling day so that polling may be carried out in a smooth and orderly manner. This campaign took the form of film shows by field units of the Information Department and television shows, the distribution of leaflets and even the composition of a special song which was frequently broadcast over the radio and television.

Registration of Electors

18. The qualifications of an elector are contained in Article 119 of the Constitution. In general any citizen who has attained the age of 21 years on the qualifying date and is resident in the constituency on such date may register himself as an elector in that constituency. The qualifying date is normally fixed for 31st August, each year.

19. One of the functions of the Election Commission is the annual revision of electoral rolls. The rolls are open for revision each year from 1st September to 12th October. At the end of this period revised draft rolls are prepared and in December each year these are open for inspection. This is to allow the public to lodge claims or objections within a period of 28 days from the date of publication of the draft rolls. After the disposal of claims and objections the rolls are certified. This certification is made not later than 31st March of each year.

20. As the 1968 revision exercise would be the last one before the general election, a special effort was made to exhort the people to register themselves if they had not already done so in previous years. A wide publicity campaign was carried out for this purpose. When the electoral rolls were certified on 27th March, 1969, the total electorate for the whole of Malaysia stood at 3,843,782, made up as follows:

West Malaysia	3,302,184
Sabah	208,861
Sarawak	332,737

21. There was an increase of 539,107 electors over the 1964 electorate in the States of Malaya. Registration in Sabah was first carried out in 1966 and the 1968 revision showed an increase of 16,413. For Sarawak this was the first registration of electors in the State.

Ballot Papers

22. The production of ballot papers was undertaken by the Government Printer. The task of preparing and printing these papers required great care and accuracy and was undertaken under strict security control. All Parliamentary ballot papers except those for Sabah and Sarawak were printed centrally by the Government Printer in Kuala Lumpur but State ballot papers for Kedah and Perlis were printed in **Alor Setar**, those for Perak in Ipoh, for Trengganu in Kuala Trengganu and for Johor, Melaka and Negeri Sembilan in Johor Bahru. State ballot papers for the other States were printed in Kuala Lumpur. Ballot papers for Sabah and Sarawak were printed by their respective Government Printers.

23. In view of the simultaneous elections to the House of Representatives and State Legislative Assemblies and the use of the same ballot box for both Parliamentary and State elections, the Commission decided that Parliamentary and State ballot papers should be of different colours. White was chosen for Parliamentary ballot papers and old gold for State ballot

papers. Strict security arrangements were made for the delivery and distribution of these papers. In all cases the printing commenced within two days after nomination day and the printing of the first batch of ballot papers for postal voting **was** completed and distributed between 15th and 23rd April, 1969. The delivery of the rest for use on polling day was completed well before 10th May, 1969.

Arrangement with Political Parties

24. In order to ensure that elections were carried out in an orderly manner, the Commission convened a meeting of all political parties to formulate an electoral behaviour code. Police officials also attended the meeting. A code which **was** drawn up at the meeting is at Appendix "A". Liaison committees were formed at State and constituency levels. At State level these meetings were attended by representatives of political parties, election and police officials. At these meetings the electoral behaviour code adopted at federal level and the method of implementing it during the election was discussed in detail. In addition to this, certain important provisions of the Election Offences Act and the Conduct of Elections Regulations were **emphasised** for the benefit of candidates contesting the election. The committees at constituency **level** covered generally the same **subjects** as at the State level meetings and in addition went into detail with candidates and their agents regarding various arrangements for polling day, and in particular, the siting of their information booths outside polling stations. In some cases it was necessary to draw lots to determine the sites which were to be allotted to the respective candidates.

Polling Staff

25. Approximately 35,000 temporary polling staff were recruited and trained to carry out the elections. The majority of them were employees of Government and quasi-Government organisations though some staff were recruited from the private sector. The following is a list of the various categories of polling staff engaged during the elections:

Returning Officers	144
Assistant Returning Officers	516
Presiding Officers	5,468
Election Assistants	162
Polling Clerks	21,075
Counting Clerks	7,820

VII. ELECTION DATES

26. The Election Commission considered the dates for nomination and polling and fixed the 5th of April, 1969 as the nomination day for all Parliamentary and State constituencies except the State constituencies in Kelantan for which nomination day was 12th April, 1969. Polling day for all the Parliamentary and State constituencies in the States of Malaya was fixed for 10th May, 1969, while in Sabah polling **was** to commence **on 10th** May, 1969, and end on 25th May, 1969. In Sarawak polling was to commence on **10th** May, 1969 as elsewhere and **finish** on 7th June, 1969. Necessary writs were issued **to** Returning Officers and notices on the dates for nomination and polling were published by the Commission.

27. Whilst elections could be completed in one day **in** the States of Malaya, this was not possible in the case of Sabah and Sarawak where, due to difficulties in communication and staffing and where rural voters were thinly spread over wide areas, polling had to be carried out on a staggered basis. This necessitated the use of a number of teams of polling officials which had to move from one polling station to another almost in safari style over a period of one to four weeks. These **teams** started moving from the farthest polling station and worked their way back to their constituency headquarters. All forms of transport had to be, used by the teams.

28. In the Borneo States, although polling was fixed to commence **on** 10th May, and to end, in the case of Sabah on 25th May and in the case of Sarawak on 7th June, different constituencies **commenced** their poll on **different** staggered dates. The poll in all the constituencies within each State were scheduled to end on the same day **i.e.** on 25th May in the case of Sabah and on 7th June in the case of Sarawak and the results of the poll were to be announced on those dates. This method was a departure from the 1967 State elections in Sabah when polling **ended on** different dates in different constituencies and results announced as and when the poll was completed in each constituency.

VIII. NOMINATION

29. Nomination hours were fixed by law from 10 a.m. till 12 noon and objections to nominations were permitted to be lodged after 12 noon till 1.30 o'clock. A total of 354 nominations were filed with the Returning Officers for Parliamentary elections and 902 for State elections. Of these, 13 nominations for Parliamentary and 18 nominations for State elections were rejected. Election petitions on rejection of certain nominations are dealt with in paragraph 67 of this Report.

30. The 104 Parliamentary seats in the States of Malaya. 16 Parliamentary seats in Sabah and 24 Parliamentary seats in Sarawak were contested by 322 candidates of whom 35 were independents and 287 from twelve political parties as follows:

Alliance (ALL)	118
Pan Malayan Islamic Party (PMIP)	62
Party Rakyat (PR)	6
People's Progressive Party (PPP)	6
Democratic Action Party (DAP)	24
Gerakan Ra'ayat Malaysia (GRM)	14
United Malaysian Chinese Organisation (UMCO)	3
Sarawak National Party (SNAP)	23
Sarawak United People's Party (SUPP)	19
Parti Pesaka Sarawak (PESAKA)	15
Sabah Chinese Association (SCA)	3
United Sabah National Organisation (USNO)	13

31. The 282 State Legislative Assembly seats in the States of Malaya and 48 Council Negeri seats in Sarawak were contested by 898 candidates of whom 105 were independents and 793 from ten political parties as follows:

Alliance (ALL)	315
Pan Malayan Islamic Party (PMIP)	185
Party Rakyat (PR)	38
People's Progressive Party (PPP)	16
Democratic Action Party (DAP)	57
Gerakan Ra'ayat Malaysia (GRM)	38
United Malaysian Chinese Organisation (UMCO)	12
Sarawak National Party (SNAP)	46
Sarawak United People's Party (SUPP)	40
Parti Pesaka Sarawak (PESAKA)	35

32. Twenty Parliamentary constituencies were uncontested returning 9 Alliance and 11 United Sabah National Organisation (USNO) candidates. Eleven State constituencies were uncontested and all returned Alliance candidates.

IX. ELECTION CAMPAIGN

33. It was reported at the end of 1968 that one political party would **not be** contesting the general elections. As it turned out later, the party did not contest any of the seats during the elections and in fact mounted a public campaign calling on voters not to exercise their franchise.

34. It is outside the scope of the Election Commission to comment on the activities and platforms of the various political parties, nevertheless, the Commission feels that it would not be inappropriate to mention in general the picture prevailing during the pre-polling days insofar as campaigning was concerned. The atmosphere of calmness which characterised the 1964 general elections and other elections held in this country in the past was absent during the 1969 campaign period. The main political issue presented by certain political parties touched on racial sensitivities which affected the feelings of the people. The historic incident of May 13th resulted in the promulgation of the Emergency (Essential Powers) Ordinance, 1969 on 15th May, 1969 by the Yang di-Pertuan Agong which suspended Parliament and State Legislative Assemblies and established the National Operations Council. This incident has been given wide publicity and the Government issued a White Paper on the subject.

35. Since then an amendment has been made to the Sedition Act, 1948 where amongst other things it would be an offence for any one to question any matters, rights, status, position, privilege and sovereignty or prerogative established or protected by the provisions of Part **III** of the Federal Constitution or **Article** 152, 153 or 181 of the Constitution. These provisions deal with the subjects of citizenship, national language, Malay rights and the sovereignty of Rulers.

36. In addition an amendment was also made to the Election Offences Act, 1954 by which any person who has been convicted of an offence under sub-section (1) of Section 4 of the Sedition Act, 1948 shall until the expiration of 5 years of such conviction be incapable of being elected at any election, and if at the date of such conviction he has been elected at any election, his seat shall be vacated from that date.

X. POLLING

Postal Voting

37. The categories of absent voters are listed out in the Elections (Postal Voting) Regulations. Before the General Elections registered electors who **were** detained under the Internal Security Act were included in the list of persons entitled to vote by post.

38. In the States of **Malaya** 78.6% of **the** postal votes issued for the Parliamentary elections and 81.5% for the State elections were received **back before** closing time. In Sabah the percentage was 70 for the **Parliamentary elections** and in Satawak 80 for Parliamentary and **70** for the State elections.

Polling

39. Polling throughout the country began generally from 8 or 9 o'clock in the **morning** till 7 or 8 o'clock in the evening. In remote areas some polling stations closed earlier. In the rural areas the trend of voting was generally steady throughout the day except in areas where the majority of the population worked in plantations voting was slow in the morning but became brisk towards the late afternoon or early evening. **This trend** was also noticeable in urban areas.

40. In West Malaysia 74.3% of the electorate voted at both Parliamentary and State general elections. Polling in Sabah and Sarawak suspended in 1969 was resumed in 1970. Polling in the only constituency in the States of Malaya (**Melaka Selatan**) which was also suspended was resumed in 1971.

XI. COUNTING

41. Counting **was** carried out at various convenient places under the **supervision** of the Returning Officers. The results as they became available were transmitted to the Supervisors of Election at their State headquarters who in turn relayed them to the Headquarters of the Election Commission where an Operation Room was set up. The results were then announced through the radio and television. **Public** scoreboards for recording results were also set up in the State capitals.

42. The first result to reach the Election Commission was at 11.25 p.m. on **10th** May, **1969** from the State Constituency of Cameron Highlands and the last result to reach the Election Commission was at 1.00 p.m. on **11th** May, 1969 from the Parliamentary constituency of Kuala Trengganu Utara. The use of a single ballot box for both Parliamentary and State ballot papers necessarily required a longer period for the counting process and the large number of ballot papers which were doubtful and required close scrutiny by the Returning Officers was also time-consuming. As can be seen from Appendices B and C in a large number of constituencies the results were very close and a recount or recounts had to be made. It has been mentioned that there was considerable delay in the announcement

of results; however, the last result came in much earlier than the last **one** in the 1964 General Election which was announced only at 5 **p.m.** on **the** following day.

XII. RESULTS OF THE ELECTIONS PRIOR TO SUSPENSION

43. A significant feature of the elections was the emergence of a sizeable opposition, as compared to the 1964 general elections. Although the opposition parties won a number of seats, the Alliance still retained control of Parliament. The Gerakan Ra'ayat Malaysia (**GRM**) gained control of the Penang State Legislative Assembly and the Pan Malayan Islamic Party (**PMIP**) retained control of the Kelantan State Legislative Assembly. In all the other States the Alliance was returned. Full statistical information relating to the Parliamentary elections is contained in Appendix B to this Report. The number of seats won by the various political parties in the Parliamentary elections prior to the suspension were:

Alliance	66
United Sabah National Organisation	10
Democratic Action Party	13
Pan Malayan Islamic Party	12
Gerakan Ra'ayat Malaysia	8
People's Progressive Party	4

44. The results of the elections for the State Legislative Assemblies are shown in Appendix C.

45. In the Parliamentary Elections 13 candidates lost their deposits owing to their failure to secure more than one-eighth of the total valid votes cast whilst in the State Elections, the number of candidates who lost their deposits was 69.

XIII. RESUMPTION OF ELECTIONS IN EAST MALAYSIA

46. Following the outbreak of disturbances on May 13th, 1969 and the proclamation of the state of emergency throughout Malaysia on the 15th of May, all elections which remained uncompleted on that date were suspended. This suspension affected Sabah and Sarawak and the Parliamentary constituency of Melaka Selatan. When elections were suspended, polling had already started in 7 of the 24 Parliamentary constituencies and in 9 of the 48 State constituencies in Sarawak and in 6 of the 16

Parliamentary constituencies in Sabah. The other 10 Parliamentary constituencies in Sabah had returned unopposed candidates of the United Sabah National Organisation (USNO).

47. Apart from the suspension of elections under the Emergency (Essential Powers) Ordinance No. 1 of 1969, the passing by the National Operations Council of the Essential (Prohibition of Activities Relating to Elections) Regulations, 1969, (P.U. (A) 176A of 11th June, 1969) restricted all activities relating to elections. These included all forms of soliciting on behalf of any candidate and all forms of canvassing for votes.

48. Some time in December 1969 it was indicated to the Commission that the Government intended to resume the uncompleted elections in Sabah and Sarawak. Although no date was given on the lifting of the suspension, the Commission had to make the necessary preparation for the resumption of election.

49. Under the existing regulations governing the conduct of elections, if at any time after the Election Commission has issued a writ for the holding of a general election or a bye-election, it is shown to the Commission's satisfaction that in any constituency, owing to any cause whatsoever, no election can be or has been held in pursuance of such writ, the Commission may at any time issue fresh writ for the holding of the election in that constituency. If this regulation is to be followed, it would mean that for the resumption of the elections in constituencies which have not been completed prior to the suspension, fresh writs would have to be issued and the whole process of election would have to commence afresh.

50. The Commission considered this matter in relation to the question of resumption and decided that in order not to cause any inconvenience and expense to candidates, those who stood validly nominated on nomination day, 5th April, 1969, would remain candidates for the resumed elections and that no fresh candidates be nominated. The Commission however decided to make an exception in the case of constituencies where any candidate who stood validly nominated has since died. In such cases the Commission decided that the remaining candidates could stand nominated, but fresh nominations may be received. Legal provision had to be made for this purpose.

51. The next question for the Commission to consider was whether polling should continue from where it was left off at the time of suspension or commence afresh. The ballot papers cast from 10th May

to 15th May, 1969 had been kept in the sealed ballot boxes and stored for almost a year. There was always the possibility that these papers could be damaged by weather, insects or other causes and as there was no lawful means by which the Commission could examine them and in order to dispel any doubt that the ballot papers cast were intact, the Commission decided that these papers should not be counted for the purpose of resumption and that polling should commence afresh in all constituencies. The Commission also decided that fresh ballot papers of colours differing from the ones used in May 1969 elections be printed.

52. From experience gained earlier in West Malaysia, the Commission also decided that in order to accelerate the announcement of results, two ballot boxes one for Parliamentary and one for State ballot papers, be used. This would mean that the number of ballot boxes to be used in the resumed election would be double the number planned for use in the May elections. Extra expenditure would have to be incurred not only for the purpose of the extra boxes, but also for the engagement of extra porters to carry the ballot boxes. In addition, the large number of ballot boxes that had to be carried by polling teams would make the task of the Presiding Officer more difficult as he had to take all necessary precautions to safeguard the sealed boxes throughout the journey from one polling station to another, which in some cases would take as long as four weeks to cover as many as 48 polling stations.

53. The Commission therefore decided that in order to reduce the number of boxes, regulations be introduced whereby the slit of the ballot boxes after having been sealed at the close of the poll at a polling station could be reopened in the presence of election agents for use at the next polling station. In this way the same ballot box could be used at several polling stations covered by the same polling team. In order to protect these boxes from possible damage by weather and other hazards in the course of their being carried by polling teams, the Commission decided to make use of 'canvas bags as containers for ballot boxes and related polling documents and equipment. The use of these bags would also make portorage easier. As an added precaution administrative instructions were issued for these bags to be sealed before the team proceeded to the next polling station.

54. Due to the difficulties in communication in Sarawak and the activities of communist terrorists in some parts of the State, the Commission decided that legal provision be made to enable the Commission to fix a fresh date for the poll to be taken at any station where polling could

not take place on the scheduled date and time, and where polling has started but could not be completed at any polling station the law should also provide for the Commission to decide on the manner in which polling should recommence in such an eventuality. Under the existing Regulations, should such a contingency arise, a fresh writ would have to be issued and the whole process of election would have to commence afresh.

55. These decisions of the Election Commission was submitted to the National Operations Council and on 12th May, 1970 the Council passed the Emergency (Essential Powers) Ordinance No. 32 of 1970 repealing the section of the Emergency (Essential Powers) Ordinance No. 1 of 1969 which suspended the elections. This ordinance incorporated the decisions of the Commission and authorised the Commission to resume elections in Sabah and Sarawak.

56. By the same law the Government also imposed certain restrictions on the form of campaigning. Canvassing and soliciting for votes, organising of public meetings and the displaying of appeals in any form were prohibited. Candidates however were allowed to display posters showing their symbols or pictures or symbols of their political parties together with only the words "vote for". In the case of constituencies where fresh nominations were received each candidate in such constituency was in addition allowed to issue a manifesto containing his picture and his allotted symbol or the symbol of his political party and setting out his aims and objectives or those of his political party. The manifesto was however limited to one issue only and not to contain matters which were likely to lead to the breach of the peace or public order or likely to promote feelings of ill-will and hostility between the different races or classes of the population. The distribution of these manifestoes must be confined within the limits of the constituency concerned. However, the Minister of Home Affairs could prohibit the distribution of any manifesto in the interest of public security.

57. In view of the number of changes made in the conduct of the resumed elections, the Commission felt that it was necessary to explain the law to candidates and political parties in Sabah and Sarawak. For this purpose the Chairman and Members of the Commission met candidates and representatives of political parties in Kuching on 24th May, 1970 and in Kota Kinabalu on 26th May, 1970. At these meetings, the Chairman also announced the dates for the resumption of the poll in the two State. Polling in Sarawak was to take place from 6th June to 4th July and in Sabah from 21st June to 27th June, 1970.

58. When elections were resumed fresh nominations were necessary in respect of two Parliamentary constituencies. These were ~~the~~ Parliamentary constituencies of Tuaran in Sabah and Kanowit in Sarawak where in each of the constituencies a candidate had died. In the case of Tuaran a fresh nomination was filed but the papers were rejected as invalid. This resulted in the only other candidate being returned unopposed. In the case of the Parliamentary constituency of Kanowit one new nomination was received and the election was contested.

Results of Resumed Elections

59. **SABAH.** Before the elections were suspended in Sabah, 10 candidates from the United Sabah National Organisation were returned unopposed. On resumption another United Sabah National Organisation candidate was returned unopposed in the constituency of Tuaran. Three candidates from the Sabah Chinese Association and two from the United Sabah National Organisation won the remaining contested seats, thus giving the Sabah Alliance all the 16 Parliamentary seats. A total of 24 candidates contested the elections and 2 of them lost their deposits.

60. **SARAWAK.** In Sarawak 94 candidates contested the 24 Parliamentary seats and 221 candidates contested the 48 seats for the Council Negeri. The elections resulted as follows:

Parties	Seats won	
	Parliament	State
Sarawak Alliance	7	15
Sarawak United People's Party	5	12
Party Pesaka Sarawak	2	8
Sarawak National Party	9	12
Independents	1	1
	24	48
	—	—

A total of 24 Parliamentary and 82 Council Negeri candidates lost their deposits.

XIV. RESUMPTION OF ELECTIONS IN MELAKA SELATAN

61. In the States of Malaya the Parliamentary Constituency of Melaka Selatan was the only remaining constituency where elections have not been completed. Polling for this constituency could not be carried out on 10th May, 1969 as the poll was countermanded on 26th April, due to the death of one of the candidates on 23rd April, 1969. Fresh dates for

nomination and polling were fixed for 7th May and 31st May respectively. Nomination of candidates was completed on 7th May as scheduled and four candidates stood validly nominated. However, due to the suspension of election on 15th May, 1969 the poll could not be taken.

62. The suspension of election for this constituency was lifted by Ordinance No. 66/71 which was passed by the National Operations Council on 18th January, 1971. This law required the election to be completed within two weeks from that date and accordingly the Election Commission fixed Saturday 30th January, 1971 as polling day. With the coming into force of this law the suspension of all uncompleted elections was completely lifted and the Emergency Regulations prohibiting activities relating to elections automatically ceased to have effect.

63. The poll resulted in the Alliance candidate being returned. Two candidates contesting this election lost their deposits.

XV. EXPENDITURE

64. A provision of \$1,588,000 was approved for the General Elections in 1969. A further sum of \$10,800 for Melaka Selatan and \$509,999 for Sabah and Sarawak was approved for the resumed elections.

65. In the States of **Malaya** the total actual expenditure incurred in the 1969 general elections was approximately \$1,400,000 compared to about \$1,900,000 spent in the 1964 general elections. This shows a reduction in cost of about \$500,000 in spite of the fact that there was an increase of approximately 539,000 electors in 1969. The reduction in cost was in line with Government policy to affect economies in public expenditure and this reduction has not affected in any way the efficiency in conducting the general elections.

66. In Sarawak the cost of the simultaneous general elections was approximately \$577,000 while in Sabah the total amount spent on the Parliamentary elections was about \$49,000.

XVI. ELECTION PETITIONS

67. In all, only ten petitions were filed in Court, two in Kelantan, one in Perak, three in **Pahang**, one in Selangor, one in Malacca and two in Sarawak. Six of these petitions were filed on the grounds of wrongful rejection of nomination papers by the Returning Officers. All these petitions were dismissed. One petition relating to alleged irregular counting was also dismissed. Two petitions were filed on the ground of personation.

Although these petitions were dismissed, six voters were found guilty of personation as they had voted in two places at the same election. One petition was filed on grounds of corrupt and illegal practice and the respondent who was elected was found guilty of corrupt practice. The judge however exonerated him and declared the election valid. In the course of the hearing the judge found a party worker guilty of corrupt practice and a report was accordingly made to the Commission.

XVII. GENERAL COMMENTS

68. The overall polling percentage for Malaysia was 73.6 in the case of Parliamentary elections and 73.8 in the case of State elections. In the States of Malaya the percentage was 72.9 for Parliament. In the 1964 elections the percentage was 78.9 and it was 73.3 in the 1959 elections. In the elections to the State Assemblies the percentage of polling in the States of Malaya was 73.1 as compared to 78.9 in 1964 and 74 in 1959.

69. The polling percentage in the States of Malaya therefore compares favourably with the percentage in 1959 but falls short of the 1964 elections by approximately 5%. The lower percentage may partly be due to the campaign calling for a boycott of the elections and also to the build-up of tension before polling day which culminated in the May 13th incident. This appears to be particularly so in the case of Selangor where the percentage of polling was 65 which is the lowest amongst the States. The high percentage of polling in 1964. was perhaps due to the fact that the country was then facing a grave national issue in the form of Indonesian confrontation. This posed a threat to the security of the country. Evidently the electorate turned out in force to express their feeling on this issue.

70. In Sabah the percentage of polling was 72.5 for the Parliamentary elections. The low percentage of polling was perhaps due to the fact that of the 16 seats in the House of Representatives only 5 were contested and this somewhat diminished the enthusiasm of the electorate to go to the poll. In Sarawak the percentage for Parliamentary elections was 79.6 and for elections to the Council Negeri 80. Considering the circumstances under which the elections in Sarawak were held, the voting percentage were considered high.

71. The overall percentage of rejected ballot papers for Malaysia was 3.9 in the case of Parliamentary elections and 4.7 in the case of State elections. For the States of Malaya the percentage was 4.9 as compared to 4.2 in the 1964 Parliamentary elections. In the State elections the percentage was 6.5 as compared to 4.8 in the 1964 elections. This slightly

higher percentage may again partly be attributed to the campaign for a boycott of the elections. The Commission observed that there were indications that the majority of the rejected ballot papers had been spoiled on purpose, presumably as a sign of protest.

72. In Sabah the percentage of rejected ballot papers was 3.3. In Sarawak the percentage was 7.2 in the case of Parliamentary elections and 6 in the case of State elections. The high percentage of rejected ballot papers in Sarawak may be due in part to the fact that this was the first simultaneous elections held in that State. In some constituencies in Sarawak, however, there were clear cases of protest voting. An extreme example of this was the Parliamentary Constituency of Bandar Kuching where the number of rejected ballot papers was more than 25% whilst in the two State Constituencies of Kuching Barat and Kuching Timor which make up this Parliamentary Constituency, the number of rejected ballot papers was less than 3%.

XVIII. CONCLUSION AND ACKNOWLEDGEMENTS

73. The 1969 General Elections were, in the opinion of the Commission, completed very satisfactorily. In spite of the threat to disrupt the elections with boycott and violence, the people went to the polls to exercise their franchise without fear. This is particularly commendable in the case of Sarawak where in spite of communist terrorist activities the turn out of voters as shown in the percentage of polling was among the highest in the whole country.

74. This report would not be complete without mentioning the tragedy which occurred in Sarikei in the third Division of Sarawak on 29th June, 1970 where communist terrorists killed three election officials including the Presiding Officer and wounded four others while these officials were on their return journey by boat after completing polling at a station. This particular incident was by no means the only attempt by the terrorists to disrupt the elections. A week earlier a land mine was exploded outside a polling station in the same Division. These incidents occurred when two members of the Commission were visiting the constituency to observe polling. The fact that these incidents did not act as a deterrent and that the election proceeded and was completed on the scheduled dates with a large turn-out of voters is a tribute to the people of Sarawak. It is a manifestation of their civic consciousness and of their responsibility as citizens to exercise their franchise.

75. The Election Commission would like to place on record the excellent co-operation willingly given by the various Government departments, organisations in the private sector and individuals without which it would not have been possible to complete the elections so successfully. **The** assistance given by the various individuals and organisations in respect of transport, materials, manpower and premises helped a great deal not only in the efficient conduct of the elections but also in reducing the cost. The Commission wishes to mention in particular the Administrative Officers from the States of Malaya who were sent to Sarawak for election duties, the Royal Malaysian Police, the Government Printing Department, the Department of Information and Broadcasting, the Public Works Department, the Education Department and the Legal Department who were called upon on several occasions to assist the Commission in spite of the fact that they were fully committed with their own duties during this period.

76. Mention must also be made of the assistance given by the Royal Malaysian Police and the Federation Armed Forces in the arrangements made for the delivery and return of postal ballot papers to Police and Armed Forces personnel deployed in **remote** places in the country. Their efficient organisation enabled a very large percentage of Army and Police voters to return their ballot papers in time for the count. The Commission also appreciates the assistance given by the Royal Malaysian Air Force in providing helicopters, sometimes at very short notice, particularly in Sarawak.

77. In conducting the General Elections the Commission has always borne in mind that their actions must enjoy the confidence of the electorate and must reflect a true picture of impartiality in their dealings with both individuals and political parties. **The** Commission has spared no effort in trying to achieve this but in all fields of human endeavour there are bound to be shortcomings and in this respect the Commission is no exception.

**RUKUN ADAB PILEHANRAYA
ELECTORAL BEHAVIOUR CODE**

(Dipersetujui pada 27hb Mach, 1969)
(*Adopted on 27th March, 1969*)

1. **Pemimpin²** politik, **chalun²**, **wakil²** chalun, **penyokong²**, **pembantu²** dan **pekerja²** mereka hendaklah **mengamalkan** adab yang boleh **memberi** tauladan.
Exemplary behaviour should be set by political leaders, candidates, their election and other agents, supporters, helpers and workers.
2. Kechaman² atas peribadi seseorang itu hendaklah setakat **kegiatan²** dan **pendapat²** **politiknya** sahaja.
Personal criticisms levelled against any individual should be confined only to his political activities and views.
3. **Pensharah²** politik hendaklah menjawab penentang²nya dari **pentas** sharahannya **sendiri**.
Political speakers should reply to their opponents from their own platforms.
4. Hendaklah dielak daripada memakai **beramai²** pakaian dikapala yang khas dan pakaian seragam.
The wearing of distinctive headgear and uniform clothing by persons collectively should be avoided.
5. Janganlah **menyebut bangsa** atau ugama seseorang itu dengan niat hendak mengejek, mengaib atau menghinakannya.
The race or religion of any individual should not be mentioned with the intention of ridiculing, insulting or bringing him into contempt.
6. Membawa **senjata** oleh **chalun²**, **wakil²** chalun, **penyokong²**, **pembantu²** dan **pekerja²**nya hendaklah dianggap sebagai tidak **diingini** langsung.
The carrying of weapons by candidates, their election and other agents, supporters, helpers and workers should be considered to be wholly undesirable.
7. **Pemimpin²** politik, **chalun²**, **wakil²** chalun, **penyokong²**, **pembantu²** dan **pekerja²** mereka hendaknya **jangan** mengoyak-ngoyakan atau menchachatkan poster² **dan/** atau **sependok²** pilihanraya kepunyaan parti atau chalun **lawan**.
Political leaders, candidates, their election and other agents, supporters, helpers and workers should refrain from tearing down a defacing election posters and/or banners of rival parties a candidates.
8. **Pemimpin²** politik dan **chalun²** hendaklah memastikan yang segala poster **dan/** atau **sependok** yang dipasang bagi pehaknya ditanggalkan dengan seberapa segera selepas pilihanraya.
Political leaders and candidates should ensure that all posters and/or banners put up on their behalf are removed immediately after the elections.

9. **Pemimpin² politik dan chalun²** hendaklah mengelak daripada **mengguna** atau **mengambil bekerja anggota² Kongsi Gelap** dan lain² **anasir** yang tidak **diingini diperhimpunan/perjumpaan** atau dalam masa memancing undi dari **rumah ke-rumah**.

Political leaders and candidates should avoid using or employing members of Secret Societies and other undesirable elements at assemblies | meetings or in house-to-house canvassing.

10. Di-pondok chalun, hanya makanan dan **minuman** yang diperlukan untuk penjaga² **pondok** sahaja **boleh** disimpan.

In a candidate's booth, only sufficient food and refreshments required for consumption by persons manning the booth, should be stored.

11. **Pemimpin² politik, chalun², waki² chalun, penyokong², pembantu² dan pekerja²** hendaklah **jangan** mengambil **bahagian** menyuarakan **pendiriannya** atau **partinya** **di-sebarang keramaian** yang dikelolakan oleh **pegawai² Kerajaan**.

Political leaders, candidates, their election and other agents, supporters, helpers and workers should not take part in propagating their party platform at my function organised by Government officers.

LAMPIRAN B
APPENDIX

PILEHANRAYA² PARLIMEN, 1969
PARLIAMENTARY ELECTIONS, 1969

KEPUTUSAN PILEHANRAYA² BAHAGIAN²-PILEHANRAYA PARLIMEN
ELECTION RESULTS BY PARLIAMENTARY CONSTITUENCIES

Bahagian-pilehanraya Constituency	Jumlah Pemilih Total Electorate	Kertas Undi Di- Keluarkan Ballot Papers Issued	Peratus Undian Voting Per- centage	Undi Di-tolak Votes Rejected	Nama ² Chalun Names of Candidates	Undi yang di-dapati Votes Polled	Majoriti	Majoriti Pilehanraya 1964 Majority 1964 Elections
<i>PERLIS</i>								
P. 1 PERLIS UTARA	27,932	22,711	81.3	981	Othman bin Abdullah Taharim bin Ariffin Kassim bin Ahmad	10,763 8,057 2,910	2,706	Perikatan .. Alliance .. 6,402
P. 2 PERLIS SELATAN	28,128	22,271	79.0	610	Haji Mokhtar bin Haji Ismail Abu Bakar bin Hamzah	11,432 10,229	1,203	Perikatan .. Alliance .. 3,236
<i>KEDAH</i>								
P. 3 Jitra-Padang Terap	35,697	27,926	78.1	1,186	Tan Sri Fatimah Salmah binti Sheikh Hussain	15,145 11,595	3,550	Perikatan .. Alliance .. 9,730
P. 4 KUBANG PASU BARAT	27,275	20,675	75.8	589	Abu Bakar bin Umar Senu bin Abdul Rahman	10,087 9,999	88	Perikatan .. Alliance .. 3,376
P. 5 KOTA STAR UTARA	29,646	23,468	79.2	805	Haji Mawardi bin Lebai Teh Mohamed Zahir bin Haji Ismail	12,176 10,487	1,689	Perikatan .. Alliance .. 4,925
P. 6 ALOR STAR	38,631	25,396	65.1	579	Lim Pee Hung Geh Teng Kheng Haron bin Omar	9,016 8,543 7,258	473	Perikatan .. Alliance .. 11,141

P. 7	KUALA KEDAH	36,874	28,419	77.7	987	Tunku Abdul Rahman Putra Al-haj	(PER.) (ALL)	15,468	3,504	Perikatan .. Alliance	11,647
						Abdul Aziz bin Abdullah	(P.A.S.) (P.M.I.P.)	11,964			
P. 8	KOTA STAR SELATAN	31,995	25,680	78.6	627	Haji Yusof Rawa	(P.A.S.) (P.M.I.P.)	989	Perikatan .. Alliance	4,210
						Dr Manathir bin Mohamad	(PER.) (ALL)	12,032			
P. 9	KEDAH TENGAH	35,302	26,677	75.6	1,136	Mohamed Khir Johari	(PER.) (ALL)	2,375	Perikatan .. Alliance	10,680
						Ahmad bin Othman	(P.A.S.) (P.M.I.P.)	11,583			
P. 10	JERAI	31,829	24,333	76.1	737	Hanafah Hussain	(PER.) (ALL)	2,768	Perikatan .. Alliance	6,917
						Abdul Rashid bin Abdul Razak Afandi	(P.A.S.) (P.M.I.P.)	10,414			
P. 11	BALING	36,210	28,339	78.3	1,160	Shafie bin Abdullah	(PER.) (ALL)	5,315	Perikatan .. Alliance	9,762
						Mohd. Romli bin Abdullah	(P.A.S.) (P.M.I.P.)	10,932			
P. 12	SUNGEI PATANI	28,595	20,944	74.0	493	Azahari bin Md. Talib	(PER.) (ALL)	2,072	Perikatan .. Alliance	10,497
						Ong Boon Seong	(G.R.M.)	6,859			
						Md. Daud bin Abdullah	(P.A.S.) (P.M.I.P.)	4,661			
P. 13	KULIM UTARA	25,839	19,245	74.4	1,322	Bibi Aishah binti Hamid Don	(PER.) (ALL)	6,339	Perikatan .. Alliance	8,929
						Md. Zahari bin Shaari	(P.A.S.) (P.M.I.P.)	5,792			
P. 14	KULIM-BANDAR BEHARU	30,274	22,271	73.6	1,512	Tai Kuan Yang	(PER.) (ALL)	8,003	Perikatan .. Alliance	10,492
						Khatib Shorbatini bin Haji Hassan ..	(P.A.S.) (P.M.I.P.)	6,378			
KELANTAN											
P. 15	TUMPAT	31,115	24,065	77.3	788	Dr Abdul Aziz bin Omar	(PER.) (ALL)	2,327	P.A.S. P.M.I.P.	192
						Nik Man bin Nik Mohamed	(P.A.S.) (P.M.I.P.)	10,475			
P. 16	KELANTAN HILIR	31,060	23,183	74.7	731	Nik Abdul Aziz bin Nik Mat	(P.A.S.) (P.M.I.P.)	4,818	F.A.S. P.M.I.P.	6,225
						Haji Mohamed Salleh bin Haji Ibrahim	(PER.) (ALL)	8,817			
P. 17	PASIR MAS HILIR	29,556	20,592	67.0	700	Muhammad Fakhruddin bin Haji Abdullah	(P.A.S.) (P.M.I.P.)	5,220	P.A.S. P.M.I.P.	8,215
						Che Hassan bin Haji Che Ismail	(PER.) (ALL)	7,336			

LAMPIRAN B—(samb.)
APPENDIX—(cont.)

PILEHANRAYA² PARLIMEN, 1969—(samb.)
PARLIAMENTARY ELECTIONS, 1969—(cont.)

KEPUTUSAN PILEHANRAYA² BAHAGIAN² PILEHANRAYA PARLIMEN—(samb.)
ELECTION RESULTS BY PARLIAMENTARY *CONSTITUENCIES*—(cont.)

Bahagian-pilihanraya Constituency	Jumlah Pemilih Total Electorate	Kertas Undi Di- keluarkan Ballot Papers Issued	Peratus Undian Voting Per- centage	Undi Di-tolak Votes Rejected	Nama ² Calon Names of Candidates	Undi yang Voted Polled	Majoriti Majority	Pilek Majoriti 1964 Majority 1964 Elections
KELANTAN—(samb.)								
P. 18 KOTA BHARU HILIR	39,478	26,739	67.8	756	Tengku Ahmad Rithauddeen bin Tengku Ismail Wan Hashim bin Haji Wan Ahmad	13,069 12,914	155	Perikatan .. Alliance
P. 19 BACHOK	31,293	24,743	79.6	731	Mohd. Zain bin Abdullah Haji Ahmad bin Haji Idris	13,069 10,943	2,126	P.A.S. P.M.I.P. .. 4,381
P. 20. KOTA BHARU HULU	34,693	26,191	75.5	884	Mohd. Asri bin Haji Muda Haji Ali bin Husin Khadijah binti Mohd. Sidsk	15,051 10,021 235	5,030	P.A.S. P.M.I.P. .. 7,741
P. 21. PASIR MAS HULU	25,397	17,481	69.5	507	Tengku Zaid bin Tengku Ahmad .. Dusuki bin Haji Ahmad	9,208 7,766	1,442	P.A.S. P.M.I.P. .. 4,361
P. 22. PASIR PUTEH	33,603	26,979	80.3	656	Wan Sulaiman bin Haji Ibrahim .. Abdullah bin Mahmood	13,294 13,029	265	P.A.S. P.M.I.P. .. 1,405
P. 23. TANAH MERAH	38,999	29,532	75.7	827	Mohamed bin Ya'acob Mustapha bin Ahmad	14,856 13,849	1,007	P.A.S. P.M.I.P. .. 769

P. 24	ULU KELANTAN	38,560	29,358	76.1	1,046	Dato' Nik Ahmed Kamil	(PER.) (ALL.)	..	15,954	3,596	Perikatan Alliance	..	3,573	
									Khaidir bin Khatib	(P.A.S.) (P.M.I.P.)	..	12,358					
TRENGGANU																			
P. 25	BESUT	35,522	27,869	78.4	1,234	Hussain bin Haji Sulaiman	(PER.) (ALL.)	..	13,830	1,025	P.A.S. P.M.I.P.	..	136	
									Jais bin Haji Anuar	(P.A.S.) (P.M.I.P.)	..	12,805					
P. 26	KUALA TRENGGANU UTARA	30,187	22,707	75.4	1,157	Wan Abdul Kadir bin Ismail	(PER.) (ALL.)	..	11,438	1,326	Perikatan Alliance	..	5,671	
									Syed Shafie bin Tuan Baharu	(P.A.S.) (P.M.I.P.)	..	10,112					
P. 27	KUALA TRENGGANU SELATAN	29,457	20,894	70.8	1,075	Mohd. Daud bin Abdul Samed	(P.A.S.) (P.M.I.P.)	..	10,790	1,761	Perikatan Alliance	..	4,446	
									Othman bin Haji Abd. Karim alias Haji Yong	(PER.) (ALL.)	..	9,029					
P. 28	DUNGUN	25,930	19,071	73.5	984	Abdul Wahab bin Yunus	(P.A.S.) (P.M.I.P.)	..	10,051	2,015	Perikatan Alliance	..	1,542	
									Mustapha bin Abdul Majeed	(PER.) (ALL.)	..	8,036					
P. 29	KEMAMAN	26,953	18,872	70.0	910	Wan Mokhtar bin Ahmad	(PER.) (ALL.)	..	9,428	894	Perikatan Alliance	..	7,081	
									Wan Yahya bin Haji Wan Mohd.	(P.A.S.) (P.M.I.P.)	..	8,534					
P. 30	TRENGGANU TENGAH	31,316	25,207	80.4	1,399	Tengku Muhsein bin Tengku Abdul Kadir	(PER.) (ALL.)	..	12,157	506	Perikatan Alliance	..	3,609	
									Haji Abdul Rashid bin Su	(P.A.S.) (P.M.I.P.)	..	11,651					
PULAU PINANG																			
P. 31	BAGAN	—	—	—	—	Tan Cheng Bee	(PER.) (ALL.)	..	T.B. UNC.	—	Perikatan Alliance	..	2,361	
P. 32	SEBERANG TENGAH	41,319	31,341	75.9	2,516	Mustapha bin Hussain	(G.R.M.)	..	16,808	4,791	Perikatan Alliance	..	8,174	
									Ibrahim bin Abdul Rahman	(PER.) (ALL.)	..	12,017					
P. 33	SEBERANG SELATAN	24,573	19,487	79.3	884	Veerappen a/l Veerathan	(G.R.M.)	..	9,738	3,347	Perikatan Alliance	..	4,105	
									Snawi bin Ismail	(PER.) (ALL.)	..	6,391					
									Wab tin Salleh alias Wahab bin Salleh	(P.A.S.) (P.M.I.P.)	..	2,474					

LAMPIRAN B—(samb.)
APPENDIX—(cont.)

PILEHANRAYA² PARLIMEN, 1969—(samb.)
PARLIAMENTARY ELECTIONS, 1969—(cont.)

KEPUTUSAN PILEHANRAYA² BAHAGIAN²-PILEHANRAYA PARLIMEN—(samb.)
ELECTION RESULTS BY PARLIAMENTARY CONSTITUENCIES—(cont.)

Bahagian-pilehanraya Constituency	Jumlah Pemilih Total Electorate	Kertas Undi Di- Keluarkan Ballot Papers Issued	Peratus Undian Voting Per- centage	Undi Di-tolak Votes Rejected	Nama ² Calon Names of Candidates	Undi Dipung Votes Polled	Majoriti Majority	Majoriti Pilehanraya 1964 Majority 1964 Elections
PULAU PINANG—(samb.)								
P. 34 PENANG UTARA	47,083	36,039	76.5	1,730	Dason Peter Paul Gch Chong Keat	(P.T.D.) (D.A.P.) (PER.) (ALL.)	20,930 7,551	Perikatan Alliance .. 6,538
P. 35 PENANG SELATAN	47,464	36,409	76.7	2,017	Gabriel Thomas Selvaraj Ismail bin Idris	(G.R.M.) (PER.) (ALL.)	20,196 6,000	Perikatan Alliance .. 3,517
P. 36 TANJONG	33,747	25,999	77.0	1,072	Lim Chong Eu Chua Teng Siew Khoo Yat See	(G.R.M.) (PER.) (ALL.) (P.K.R.) (P.P.P.)	19,656 15,160	P.D.B. UDP. .. 4,412
P. 37 DATU KRAMAT	31,053	23,955	77.1	1,048	V. David Lim Chong Hai	(G.R.M.) (PER.) (ALL.)	17,272 11,637	P.S. S.F. .. 1,866
P. 38 SEBERANG UTARA	32,369	26,441	81.7	5,593	Haji Ahmad bin Said Musa bin Haji Mohd. Yatim	(PER.) (ALL.) (P.A.S.) (P.M.I.P.)	13,111 2,374	Perikatan Alliance .. 11,353
PERAK								
P. 39 ULU PERAK	26,684	20,872	78.2	1,044	Md. Nor bin Md. Dahan Ustaz Abdul Wahab bin Haji Md. Noor Haji Din bin Haji Jusoh	(PER.) (ALL.) (P.A.S.) (P.M.I.P.) (BEBAS) (IND.)	13,013 7,889	Perikatan Alliance .. 9,831

P. 40	LARUT UTARA	31,664	22,935	72.4	1,103	Tajudin bin Ali	(PER.)	..	15,177	8,522	Perikatan Alliance	..	10,430
									Raja Danif bin Raja Shaharuddin ..	(ALL.)	..	6,655				
P. 41	KRIAN LAUT	30,485	23,047	75.6	1,163	Sulsiman bin Haji Taib	(PER.)	..	11,092	300	Perikatan Alliance	..	2,657
									Mohamed Jaafar bin Haji Ibrahim ..	(ALL.)	..	10,792				
P. 42	KRIAN DARAT	29,507	21,911	74.2	1,211	Ramli bin Omar	(PER.)	..	12,479	4,258	Perikatan Alliance	..	5,563
									Haji Mat Saman bin Mohamed ..	(ALL.)	..	8,221				
P. 43	LARUT SELATAN	47,472	32,610	68.8	1,233	Ng Hoe Hun	(P.A.S.)	..	15,641	4,867	Perikatan Alliance	..	13,826
									Lim Swee Aun	(G.R.M.)	..	10,774				
									Haji Mohamed Tahir bin Haji Abdul Rauf	(PER.)	..	4,962				
P. 44	HILIR PERAK	17,705	13,036	73.6	815	Ahmad Damanhuri bin Jh. Abdul Wahab	(ALL.)	..	7,302	2,383	Perikatan Alliance	..	4,038
									Haji Abdul Aziz bin Haji Othman ..	(P.A.S.)	..	4,919				
P. 45	KUALA KANGSAR	33,067	23,260	70.3	1,567	Mohamad Ghazali bin Jawi ..	(P.A.S.)	..	12,580	3,467	Perikatan Alliance	..	6,170
									Abdul Mutalib bin Haji Mohd. Tahir	(ALL.)	..	9,113				
P. 46	SUNGEI SIPUT	21,702	16,519	76.1	695	Veerasamy Thirungana Sambanthan	(P.A.S.)	..	7,985	146	Perikatan Alliance	..	5,933
									Ramaih a/l Virappan	(ALL.)	..	7,839				
P. 47	PARTI	25,268	18,809	74.4	933	Hashim bin Gera	(P.K.R.)	..	9,193	510	Perikatan Alliance	..	5,505
									Hussein bin Mohd. Noordin ..	(P.M.I.P.)	..	8,683				
P. 48	BRUAS	29,421	21,276	72.4	975	Su Liang Yu	(PER.)	..	8,368	468	Perikatan Alliance	..	3,868
									Chew Biow Choun	(ALL.)	..	7,900				
									Mohd. Rus bin Jaafar	(P.P.P.)	..	4,033				
P. 49	SITIAWAN	27,930	20,492	73.3	921	Ho Richard Ung Hun	(P.A.S.)	..	11,607	3,643	Perikatan Alliance	..	3,837
									Kam Woon Wah	(P.T.D.)	..	7,964				
										(D.A.P.)	..					
P. 50	IPOH	40,718	30,136	74.0	926	R. C. Mahadeva Rayan	(PER.)	..	23,979	18,748	P.K.R. P.P.P.	..	4,903
									Toh Seang Eng	(ALL.)	..	5,231				

LAMPIRAN B—(samb.)
APPENDIX—(cont.)

PILEHANRAYA² PARLIAMEN, 1969—(samb.)
PARLIAMENTARY ELECTIONS, 1969—(cont.)

KEPUTUSAN PILEHANRAYA² BAHAGIAN²-PILEHANRAYA PARLIMEN—(samb.)
ELECTION RESULTS BY PARLIAMENTARY CONSTITUENCIES—(cont.)

Bahagian-pilehanraya Constituency	Jumlah Pemilih Total Electorate	Kertas Undi Di- keluarkan Ballot Papers Issued	Peratus Undian Voting Per- centage	Undi Di-tolak Votes Rejected	Nama ² Chalun Names of Candidates	Undi yang di-dapati Votes Polled	Majoriti Majority	Majoriti Pilihanraya 1964 Majority 1964 Elections
PERAK—(samb.)								
P. 51 MENGLEMBU	51,913	37,298	71.8	1,391	Seenivasagam, Sri Padhmaraja .. (P.K.R.) Hew Chai Kee (P.F.P.) (ALL)	29,089 6,818	22,271	P.K.R. P.P.P. .. 9,121
P. 52 ULU KINTA	24,475	19,138	78.0	841	Chan Yoon Om (P.K.R.) Chin Foon (PER.) (ALL)	10,706 7,591	3,115	Perikatan Alliance .. 1,006
P. 53 BATU GNAH	27,081	21,090	77.9	1,137	Lim Cho Hock (P.T.D.) Ng Fah Yam (PER.) (ALL) Adnan bin Mohd. Hashim (F.A.S.) (P.M.I.P.)	12,240 6,812 901	5,428	Perikatan Alliance .. 716
P. 54 KAMPAR	40,527	30,712	75.7	1,469	Fan Yew Teng (P.T.D.) Liew Why Hone (PER.) Abdul Kadir bin Sohor (P.A.S.) (P.M.I.P.)	17,532 8,827 2,884	8,705	Perikatan Alliance .. 3,607
P. 55 TANJONG MALIM	26,295	18,060	68.6	1,155	Lee Seck Fun.. (PER.) Keoh Cheng See (ALL) (P.T.D.) Abu Samah bin Majid (P.A.S.) (P.M.I.P.)	7,822 7,787 1,296	35	Paikatan Alliance .. 7,316

P. 56	TELOK ANSON	35,475	23,511	66.2	1,274	Chan Fu King	(P.T.D.) (D.A.P.)	..	12,297	3,774	Perikatan Alliance	..	3,047
									Ng Kam Poh	(PER.) (ALL.)	..	8,523				
									Maslan bin Abdullah	(P.A.S.) (P.M.I.P.)	..	1,417				
P. 57	BAGAN DATOH	26,237	18,350	69.9	1,498	Sulaiman bin Bulon	(PER.) (ALL.)	..	10,204	3,556	Perikatan Alliance	..	7,894
									Mohamad Sayoti bin Elham	(P.A.S.) (P.M.I.P.)	..	6,648				
P. 58	BATANG PADANG	19,946	14,974	75.0	704	Loh Jee Mee	(P.T.D.) (D.A.P.)	..	7,188	106	Perikatan Alliance	..	4,415
									Md. Jumah bin Satir	(PER.) (ALL.)	..	7,082				
PAHANG																			
P. 59	RAUB	—	—	—	—	Hamzah bin Dato' Abu Samah	(PER.) (ALL.)	..	T.B. UNC.	—	Perikatan Alliance	..	6,336
P. 60	BENTONG	—	—	—	—	Chan Siang Sun	(PER.) (ALL.)	..	T.B. VNC.	—	Alliance	..	6,146
P. 61	KUANTAN	30,154	20,738	69.1	1,011	Mohd. bin Taib	(PER.) (ALL.)	..	8,798	1,307	Perikatan Alliance	..	7,739
									Mohd. Ramlay bin Ismail alias Dzulkifli bin Ismail	(P.R.)	..	7,491				
									Tengku Kamarulzaman bin Tengku Abd. Hamid	(P.A.S.) (P.M.I.P.)	..	3,438				
P. 62	PEKAN	23,644	16,845	71.2	488	Tun Haji Abd. Razak bin Hussein	(PER.) (ALL.)	..	12,641	8,925	Perikatan Alliance	..	10,147
									Yazid bin Jaaffar	(P.A.S.) (P.M.I.P.)	..	3,716				
P. 63	TEMERLOH	33,066	23,668	71.5	1,581	Haji Muhamad Yusof bin Mahmud	(PER.) (ALL.)	..	12,206	6,598	Perikatan Alliance	..	7,954
									Haji Mohamad Din Sandang	(P.A.S.) (P.M.I.P.)	..	5,608				
									Satar bin Haji Dahan	(P.R.)	..	4,273				
P. 64	LIPIS	32,390	23,394	72.2	1,836	A. Razak bin Hussin	(PER.) (ALL.)	..	14,862	8,166	Perikatan Alliance	..	10,873
									Sulsiman bin Haji Sidek	(P.A.S.) (P.M.I.P.)	..	6,695				

LAMPIRAN B—(samb.)
APPENDIX—(cont.)

PILEHANRAYA² PARLIAMEN, 1969—(samb.)
PARLIAMENTARY ELECTIONS, 1969—(cont.)

KEPUTUSAN PILEHANRAYA² BAHAGIAN² PILEHANRAYA PARLIAMEN—(samb.)
ELECTION RESULTS BY PARLIAMENTARY *CONSTITUENCIES*—(cont.)

Bahagian-pilihanraya Constituency	Jumlah Pemilih Total Electorate	Kertas Undi Di- Keluarkan Ballot Papers Issued	Peratus Undian Voting Per- centage	Undi Di-tolak Votes Rejected	Nama ² Calon Names of Candidates	Undi yang di-dapati Votes Polled	Majoriti Majority	Majoriti Pilihanraya 1964 Majority 1964 Elections
SELANGOR								
P. 65 KUALA SELANGOR	31,067	22,502	72.5	2,680	Raja Nong Chik bin Raia Ishak Md. Dali bin Muin	(PER.) (ALL.) (P.A.S.) (P.M.I.P.) 7,724	4,374	Perikatan .. Alliance 7,249
P. 66 BATU	50,181	32,681	60.3	1,189	Dr Tan Chee Khooon Yap Chin Kwee	(G.R.M.) (PER.) (ALL.) 8,772	13,948	F.S. S.F. 348
P. 67 KAPAR	26,368	18,968	71.9	1,033	Hamzah Alang Au Keng Wah Awang Ansari	(PER.) (ALL.) (P.T.D.) (D.A.P.) (P.A.S.) (P.M.I.P.) 6,734 3,420	1,047	Perikatan . Alliance 5,108
P. 68 RAWANG	24,765	17,521	77.0	1,251	Tunku Abdullah G. T. Rajah	(PER.) (ALL.) (G.R.M.) 8,610	250	Perikatan .. Alliance 5,146
P. 69 LANGAT	23,142	16,372	69.0	1,110	Sharif Ahmad Lrh Chee Fcom	(PER.) (ALL.) (G.R.M.) 6,829	1,604	Perikatan .. Alliance 6,015
P. 70 SETAPAK	57,969	33,173	57.0	2,165	Walter Loh Poh Khan Dr Teh Hock Heng	(P.T.D.) (D.A.P.) (PER.) (ALL.) 17,137 13,871	3,266	Perikatan .. Alliance 4,404
P. 71 BUNGSAR	81,086	48,000	59.2	1,302	Goh Hock Guan Lew Sip Hon	(P.T.D.) (D.A.P.) (PER.) (ALL.) 37,050 9,648	27,402	PETIR P.A.P. 808

P. 72	BUKIT BINTANG	50,631	29,035	58.0	1,410	Ywh Teck Chye	(G.R.M.)	..	18,488	9,351	Perikatan Alliance	..	2,440
									Tan Toh Hong	(PER.) (ALL.)	..	9,137				
P. 73	DAMANSARA	41,331	28,658	69.3	1,002	Hor Chwk Foon	(P.T.D.) (D.A.P.)	..	15,567	3,478	Perikatan Alliance	..	546
									Michael Chen	(PER.) (ALL.)	..	12,089				
P. 74	KLANG	34,235	22,994	66.2	970	V. Manickavasagam	(PER.) (ALL.)	..	11,252	480	Perikatan Alliance	..	6,099
									Lee Lam Thye	(P.T.D.) (D.A.P.)	..	10,772				
P. 75	KUALA LANGAT	24,973	17,907	71.7	1,848	Tahir Majid	(PER.) (ALL.)	..	10,235	4,411	Perikatan Alliance	..	3,797
									Ali bin Haji Saleh	(P.A.S.) (P.M.I.P.)	..	5,824				
P. 76	SEPANG	20,844	16,101	77.4	950	Lee Siok Yew	(PER.) (ALL.)	..	8,450	1,749	Perikatan Alliance	..	4,009
									Oh Keng Seng	(P.T.D.) (D.A.P.)	..	6,701				
P. 77	SABAK BERNAM	29,545	20,256	68.5	1,350	Dato' Mustafa Abdul Jahar	(FER.) (ALL.)	..	12,827	6,754	Perikatan Alliance	..	7,682
									Hassan Shukri	(P.A.S.) (P.M.I.P.)	..	6,073				
P. 78	ULU SELANGOR	20,845	15,853	77.0	820	Khaw Kai Beh	(PER.) (ALL.)	..	8,278	1,523	Perikatan Alliance	..	5,213
									Liong Ah Nai	(P.T.D.) (D.A.P.)	..	6,755				
NEGERI SEMBILAN																			
P. 79	KUALA FIAH	27,118	21,184	78.1	1,256	A. Samad bin Idris	(PER.) (ALL.)	..	11,762	3,596	Perikatan Alliance	..	11,374
									Tunku Abdul Rahim bin Tunku Muda Chik	(P.A.S.) (P.M.I.P.)	..	8,166				
P. 80	SEREMBAN TIMOR	32,222	23,244	72.1	905	Chen Man Hin	(F.T.D.) (D.A.P.)	..	13,475	5,402	Perikatan Alliance	..	4,194
									Wong Sen Chow	(PER.) (ALL.)	..	8,073				
									Chin See Vin	(P.C.M.B.) (U.M.C.O.)	..	791				
P. 81	REBAU-TAMPIN	—	—	—	—	Suleiman bin Mohd. Attas	(PER.) (ALL.)	..	T.B. UNC.	—	Perikatan Alliance	..	8,254

LAMPIRAN B—(samb.)
APPENDIX—(cont.)

PILEHANRAYA² PARLIMEN, 1969—(samb.)
PARLIAMENTARY ELECTIONS, 1969—(cant.)

KEPUTUSAN PILEHANRAYA² BAHAGIAN²-PILEHANRAYA PARLIMEN—(samb.)
ELECTION RESULTS BY PARLIAMENTARY CONSTITUENCIES—(cant.)

Bahagian-pilehanraya Constituency	Jumlah Pemilih Total Electorate	Kertas Undi Di- Keluarkan Ballot Papers issued	Peratus Undian Voting Per- centage	Undi Di-tolak Votes Rejected	Nama ² Chalun Names of Candidates	Undi yang di-dapati Votes Poiled	Majoriti Majority	Majoriti Pilehanraya 1964 Majority 1964 Elections
NEGERI SEMBILAN—(samb.)								
P. 82 PORT DICKSON	26,023	19,748	74.2	697	Soorian Arjunan T. Mahima Singh a/l Karam Singh.. Mansor bin Abu Bakar Wong Tai Oon	(P.T.D.) (D.A.P.) (PER.) (ALL.) (P.A.S.) (P.M.I.P.) (P.C.M.B.) (U.M.C.O.)	10,266 3,660	Perikatan Alliance 5,737
P. 83 JELEBU-JEMPOL	29,720	22,021	74.1	3,187	Mohamed bin Ujang Noordin bin Abdul Samad	(PER.) (ALL.) (P.A.S.) (P.M.I.P.)	12,573 6,312 6,261	Perikatan Alliance 8,897
P. 84 SEREMBAN BARAT	27,900	20,670	74.1	978	Sinnathamby Seeveratnam Tai Kon Chin Tan Kee Jon	(P.T.D.) (D.A.P.) (PER.) (ALL.) (P.C.M.B.) (U.M.C.O.)	11,705 4,428 7,277 710	Perikatan Alliance 3,475
MELAKA								
P. 85 MALACCA TENGAH	35,617	28,061	78.5	1,620	Tan Siew Sin Kampo Radjo bin Dato' Baginda Kayo Mohd. Kamal bin Sudin	(PER.) (ALL.) (P.R.) (P.A.S.) (F.M.I.P.)	13,790 7,300 6,490 6,161	Perikatan Alliance 13,327

63	P. 86	BANDAR MALACCA	42,679	31,484	73.8	955	Lim Kit Siang	(P.T.D.) (D.A.P.)	..	18,562	11,216	Perikatan Alliance	..	3,131	
									Koh Kim Leng	(PER.) (ALL.)	..	7,346					
									Hasnul bin Abdul Hadi	(P.R.)	..	4,621					
	P. 87	MALACCA UTARA	33,237	26,088	79.0	1,155	Abdul Ghafar bin Baba	(PER.) (ALL.)	..	15,692	6,811	Perikatan Alliance	..	12,463	
									Ali bin Md. Salleh	(P.A.S.) (P.M.I.P.)	..	8,881					
	P. 88	MALACCA SELATAN	36,232	24,699	68.1	471	Ahmad bin Ithnin	(PER.) (ALL.)	..	14,766	9,284	Perikatan Alliance	..	11,499	
									Mohamed Taha bin Kallu	(P.A.S.) (P.M.I.P.)	..	5,482					
									Gan Hong Hui alias Gan Kok Kong	(BEBAS) (IND.)	..	2,655					
									Omar bin Abdullah	(P.R.)	..	1,325					
	JOHOR																
	P. 89	MUAR DALAM	—	—	—	—	Syed Nasser bin Ismail	(PER.) (ALL.)	..	T.B. UNC.	—	Perikatan Alliance	..	12,551	
	P. 90	SEGAMAT SELATAN	29,730	21,305	71.7	1,652	Lee Soon Seng <i>alias</i> Lee San Choon	(PER.) (ALL.)	..	14,470	9,287				Perikatan Alliance
								Abdul Rahman Abdul Rasol ..	(BEBAS) (IND.)	..	5,183						
P. 91	MUAR PANTAI	30,558	21,578	70.6	715	Seah Teng Ngiap	(PER.) (ALL.)	..	13,755	6,647	Perikatan Alliance	..	10,441		
								Khoo Sim Geok <i>alias</i> Khoo Chin Tow	(P.T.D.) (D.A.P.)	..	7,108						
P. 92	MUAR SELATAN	—	—	—	—	Dr Awang bin Hassan	(PER.) (ALL.)	..	T.B. UNC.	—	Perikatan Alliance	..	T.B. UNC.		
P. 93	BATU PAHAT	—	—	—	—	Soh Ah Teck	(PER.) (ALL.)	..	T.B. UNC.	—				Perikatan Alliance	..
P. 94	BATU PAHAT DALAM	32,664	22,928	70.2	1,887	Datin Fatimah binti Haji Abd. Majid	(PER.) (ALL.)	..	15,979	10,917	Perikatan Alliance	..	14,169		
								Sakroni bin Ahmad	(G.R.M.)	..	5,062						
P. 95	KLUANG UTARA	25,334	17,976	72.5	1,125	Tiah Eng Bee	(PER.) (ALL.)	..	8,937	1,023	Perikatan Alliance	..	2,464		
								Lee Kaw	(P.T.D.) (D.A.P.)	..	7,914						
P. 96	JOHORE TENGGARA	13,821	10,889	78.8	566	Tan Sri Syed Ja'afar Albar	(PER.) (ALL.)	..	7,174	4,025	Perikatan Alliance	..	T.B. UNC.		
								Tunku Mohamed Archibald ibni H.H.T.T. Ahmad	(G.R.M.)	..	3,149						

LAMPIRAN B—(samb.)
APPENDIX—(cont.)

PILEHANRAYA² PARLIMEN, 1969—(samb.)
PARLIAMENTARY ELECTIONS, 1969—(cont.)

KEPUTUSAN PILEHANRAYA² BAHAGIAN²-PILEHANRAYA PARLIMEN—(samb.)
ELECTION RESULTS BY PARLIAMENTARY *CONSTITUENCIES*—(cont.)

Bahagian-pilehanraya Constituency	Jumlah Pemilih Total Electorate	Kertas Undi Di- keluarkan Ballot Papers Issued	Peratus Undian Voting Per- centage	Undi Di-tolak Votes Rejected	Nama ² Chalun Names of Candidates	Undi yang di-dapati Votes Polled	Majoriti Majority	Majoriti Pilihanraya 1964 Majority 1964 Elections
JOHOR—(samb.)								
P. 97 PONTIAN UTARA	29,663	22,396	75.5	1,882	Sardon bin Haji Jubir Haji Yusoff bin Haji Hakingak	(PER.) (ALL.) .. 15,000 (P.A.S.) (P.M.I.P.) .. 5,514	9,486	Perikatan .. 13,762 Alliance
P. 98 PONTIAN SELATAN	—	—	—	—	Ali bin Haji Ahmad	(PER.) (ALL.) .. T.B. UNC.	—	Perikatan .. 7,849 Alliance
P. 99 KLUANG SELATAN	30,171	21,225	70.0	1,418	Chu Chee Peng Lee Ku ^o Ming alias Lee Kok Bin	(PER.) (ALL.) .. 12,754 (P.T.D.) (D.A.P.) .. 7,053	5,701	Perikatan .. 5,492 Alliance
P. 100 JOHORE BAHRU TIMOR	28,729	20,767	72.3	1,009	Hussein bin Onn Lee Ah Meng	(PER.) (ALL.) .. 12,565 (P.T.D.) (D.A.P.) .. 7,193	5,372	Perikatan .. 7,257 Alliance
P. 101 JOHORE BAHRU BARAT	27,162	19,785	72.9	917	Mohamed bin Rahmat Daing Ibrahim bin Othman	(PER.) (ALL.) .. 12,319 (P.T.D.) (D.A.P.) .. 6,553	5,766	Perikatan .. 6,926 Alliance
P. 102 JOHORE TIMOR	18,302	12,942	70.7	834	Tun (Dr) Ismail bin Dato' Haji A. Rahman Haji Hussin bin Haji Md. Salleh	(PER.) (ALL.) .. 9,689 (P.A.S.) (P.M.I.P.) .. 2,419	7,270	Perikatan .. 9,422 Alliance
P. 103 SEGAMAT UTARA	21,802	17,193	78.9	500	Musa bin Hitam Tan Thian San alias Tan Tian Sang.. .. .	(PER.) (ALL.) .. 10,212 (P.T.D.) (D.A.P.) .. 6,480	3,732	Perikatan .. 4,975 Alliance
P. 104 MUAR UTARA	—	—	—	—	Ahmad bin Arshad	(PER.) (ALL.) .. T.B. UNC.	—	Perikatan .. 12,841 Alliance

SABAH

P. 10. MARUDU	—	—	—	—	Tun Datu Haji Mustapha tin Datu Harun	(U.S.N.O.) ..	T.B. UNC.	—	—
P. 106 BANDAUI	10,933	7,592	69.4	463	Chegu Baudi bin Unggut Majuning bin Majun	(U.S.N.O.) .. (IND.) ..	4,344 2,785	1,559	—
P. 107 KOTA BELUD	14,875	12,039	80.9	418	Mchd. Said Keruak Maidin bin Sabidol Pinah Sarigan Awang Din bin Abdul Razak Buja bin Gumbilai	(U.S.N.O.) .. (IND.) .. (IND.) .. (IND.) .. (U.S.N.O.) ..	9,290 1,620 650 61	7,670	—
P. 108 TUARAN	—	—	—	—	Pang Tet Tshung William Lye Chee Him J. Stephen Tibok	(S.C.A.) .. (IND.) .. (U.S.N.O.) ..	7,488 2,545	4,943	—
P. 109 JESSELTON (K. K.)	15,291	10,279	67.2	246	Pengiran Tahir bin Pengiran Petera	(U.S.N.O.) ..	T.B. UNC.	—	—
P. 110 PENAMPANG	—	—	—	—	Cleophas John Majakil	(U.S.N.O.) ..	T.B. UNC.	—	—
P. 111 KIMANIS	—	—	—	—	Haji Abdul Rashid bin Haji Jais	(U.S.N.O.) ..	T.B. UNC.	—	—
P. 112 LABUAN-BEAUFORT	—	—	—	—	Mohd. Arif bin Salleh	(U.S.N.O.) ..	T.B. UNC.	—	—
P. 113 SABAH SELATAN	—	—	—	—	Dato' Ganie Gilong	(U.S.N.O.) ..	T.B. UNC.	—	—
P. 114 SABAH DALAM	—	—	—	—	Peter Lo Su Yin Chong Thain Vun	(S.C.A.) .. (IND.) ..	5,838 3,195	2,643	—
P. 115 KINABALU	—	—	—	—	Ajad bin O. T. Oyung	(U.S.N.O.) ..	T.B. UNC.	—	—
P. 116 SANDAKAN	12,625	9,209	72.9	176	Pengiran Ahmad bin Pengiran Indar	(U.S.N.O.) ..	T.B. UNC.	—	—
P. 117 LABUK-SUGUT	—	—	—	—	Mohamad Salleh bin Dato' Haji Panglima Abdullah	(U.S.N.O.) ..	T.B. UNC.	—	—
P. 118 KINABATANGAN	—	—	—	—	Yeh Pao Tsu Stephen Chen Tze Hung	(S.C.A.) .. (IND.) ..	4,987 1,770	3,217	—
P. 119 DARVEL	—	—	—	—					
P. 120 TAWAU	9,798	6,912	70.5	155					

SARAWAK

P. 121 BAU-LUNDU	15,424	13,846	89.7	753	Siyium Ak Mutit Lee Nyan Choi John Loyar Lawrence Kureng Anak Lasif	(S.U.P.P.) .. (S.N.A.P.) .. (PER.) .. (ALL.) .. (PESAKA) ..	4,539 3,733 2,655	806	—
P. 122 BANDAR KUCHING	24,877	20,779	83.5	5,113	Ong Kee Hui Kenneth Lau Ah Lah Kai Yan	(S.U.P.P.) .. (IND.) .. (IND.) ..	13,410 1,284 972	12,126	—

LAMPIRAN B—(samb.)
APPENDIX—(cont.)

PILEHANRAYA² PARLIAMEN, 1969—(samb.)
PARLIAMENTARY ELECTIONS, 1969—(cont.)

KEPUTUSAN PILEHANRAYA² BAHAGIAN²-PILEHANRAYA PARLIMEN—(samb.)
ELECTION RESULTS BY PARLIAMENTARY CONSTITUENCIES—(cont.)

Bahagian-pilehanraya Constituency	Jumlah Pemilih Total Electorate	Kertas Undi Di- keluarkan Ballot Papers Issued	Peratus Undian Voting Per- centage	Undi Di-tolak Votes Rejected	Nama ² Chalun Names of Candidates	Undi yang di-dapati Votes Polled	Majoriti Majority	Majoriti Pilehanraya 1964 Majority 1964 Elections	
SARAWAK—(samb.)									
P. 123 SANTUBONG	17,746	14,359	80.9	769	Haji Awang Awal bin Awang Abu. Ho Ho Lim Major Ngu Kuang Kee	(PER.) (ALL) (S.U.P.P.).. .. . (S.N.A.P.).. .. .	6,404	660	—
P. 124 SAMARAHAN	12,820	11,056	89.0	525	Abdul Taib bin Mahmud W. M. Khan Abang Anwar	(PER.) (ALL) (S.U.P.P.).. .. . (S.N.A.P.).. .. .	5,842	2,990	—
P. 125 PADAWAN	13,909	11,873	85.1	806	Stephen K. T. Yong Cyril Nichols Minah Ak Rangkok John Turing	(S.U.P.P.).. .. . (S.N.A.P.).. .. . (PESAKA) (IND.)	5,583	2,447	
P. 126 SERIAN	16,359	14,566	89.0	835	Pengarah Rahun Ak Dabah Peter Ng Eng Lim Dominic Dago Anak Randan	(S.N.A.P.).. .. . (S.U.P.P.).. .. . (PER.) (ALL)	6,001	2,008	
P. 127 SIMUNJAN	11,553	10,058	87.2	921	Bojeng bin Andot Jubang Anak Tawi TK Bujang bin Haji Amin	(PER.) (ALL) (S.N.A.P.) (IND.)	4,920	1,844	
P. 128 BATANG LUPAR	17,476	13,864	78.8	836	Edwen Ak Tangkon Hollis Ak Tini Yuan bin Mohd. Tabir Abg. Haji Hamid Salam	(S.N.A.P.) (S.U.P.P.) (PESAKA) (PER.) (ALL)	4,751	504	

				744	Jonathan Narwin Jinggong	(S.N.A.P.) ..	1,867	
					Unah Ak Dudong	(PESAKA) ..	1,577	
					Bauk Ak Lang	(S.U.P.P.) ..	1,480	
					Buda Ak Ulan	(IND.) ..	620	
					Belon Ak Ubak	(IND.) ..	585	
P. 130 BETONG	13,092	9,616	74.3	741	Andrew Mara Ak Walter Unjah ..	(S.N.A.P.) ..	3,816	1,375
					Abg. Haji Hood bin Abg. Haji Suhaimi	(PER.) .. (ALL)	2,441	
					Langgi Ak Jilap	(PESAKA) ..	1,611	
					Umpang Ak Pelima	(IND.) ..	1,007	
P. 131 SARATOK	11,892	9,911	83.3	483	Edmund Langgu Ak Saga	(S.N.A.P.) ..	3,968	1,432
					Anthony Nibong Ak Linggang ..	(PESAKA) ..	2,536	
					Haji M. Su'aut Tahir	(PER.) .. (ALL)	1,792	
					Bauk Ak Buma	(S.U.P.P.) ..	1,132	
P. 132 SARIKEI	11,957	10,430	87.2	571	Cheng Ko Ming	(PER.) .. (ALL)	4,041	704
					Lo Pek Ung	(S.U.P.P.) ..	3,337	
					Wong Yuk Feng	(S.N.A.P.) ..	1,389	
					Then Kwan Long (Mok)	(IND.) ..	960	
					Ching Ting Chiok	(IND.) ..	114	
P. 133 PAYANG	15,263	12,740	83.5	598	Dato' Haji Abdul-Rahman Ya'kub ..	(PER.) .. (ALL)	5,839	1,814
					Nyandang Ak Linang	(S.U.P.P.) ..	4,025	
					Abuseman bin Merais	(PESAKA) ..	1,394	
					Charlie Yu Chee Chiong	(S.N.A.P.) ..	884	
P. 134 BANDAR SIBU	18,779	14,221	75.7	877	Khoo Peng Loong	(S.U.P.P.) ..	7,655	4,095
					Ting Tieng Tong	(PER.) .. (ALL)	3,560	
					Joseph C. C. Tang	(S.N.A.P.) ..	1,212	
					Lim Ung Chiew	(IND.) ..	519	
					Peter Hwang	(IND.) ..	398	
P. 135 RAJANG	13,511	11,265	83.8	909	Tibuah Ak Rantai	(S.U.P.P.) ..	4,217	1,621
					Penghulu Poh	(PESAKA) ..	2,596	
					Alexander Ak Seli	(S.N.A.P.) ..	1,540	
					Anyau Ak Bakit	(IND.) ..	1,423	
					Salleh Ak Garasi	(IND.) ..	573	

LAMPIRAN B—(samb.)
APPENDIX—(cont.)

PILEHANRAYA² PARLIMEN, 1969—(samb.)
PARLIAMENTARY ELECTIONS, 1969—(cont.)

KEPUTUSAN PILEHANRAYA² BAHAGIAN²-PILEHANRAYA PARLIMEN—(samb.)
ELECTION RESULTS BY PARLIAMENTARY *CONSTITUENCIES*—(cont.)

Bahagian-pilhanraya <i>Constituency</i>	Jumlah Pemilih <i>Total Electorate</i>	Kertas Undi Di- keluarkan <i>Ballot Papers Issued</i>	Peratus Undian Voting Per- centage	Undi Di-tolak <i>Votes Rejected</i>	Nama ² Chalun <i>Names of Candidates</i>	Undi yang di-dapati <i>Votes Polled</i>	Majoriti <i>Majority</i>	Majoriti Pilehanraya 1964 <i>Majority 1964 Elections</i>
SARAWAK—(samb.)								
P. 136 MUKAH	15,798	10,907	69.0	819	Latip bin Haji Dris (PER.) (ALL) ..	3,632	1,332	—
					Ugil Ak Unchong (S.N.A.P.) ..	2,300		
					Stephen Kule (PESAKA) ..	1,892		
					Richard Hanya (S.U.P.P.) ..	1,368		
					Jawan Anak Kapong (IND.) ..	896		
P. 137 JULAU	7,640	5,377	80.5	689	Pengarah Banyang (PESAKA) ..	2,330	63	
					Salang Ak. P. Siden (S.N.A.P.) ..	2,267		
P. 138 KANOWIT	10,224	6,796	66.5	102	Unting Ak Umang (IND.) ..	2,020	488	
					Chua Kai Siong (S.U.P.P.) ..	1,532		
					Bujang Ak Manja (PESAKA) ..	949		
					Penghulu Masam (IND.) ..	787		
					Blaja Ak Angkin (S.N.A.P.) ..	686		
					Jarit Aoak Meluda (IND.) ..	463		
					Lee Ghin Ching (IND.) ..	257		
P. 139 KAPIT	10,521	7,983	75.3	706	Penghulu Abit Ak Angkio (S.N.A.P.) ..	3,008	410	
					Penghulu Jinggot Ak Atan (PESAKA) ..	2,598		
					Penghulu Kuleh (IND.) ..	1,609		

P. 140	ULU RNANO	9.439	7.397	78.3	643	Temenggong Jugah Ak Bareng	..	(PESAKA)	..	2,795	1,367	—		
									Sibat Ak Tagong	(S.N.A.P.)	..		1,428	
									Rabong Ah Langgot	(S.U.P.P.)	..		1,424	
									Kupa Ak Kanyan	(IND.)	..		1,107	
P. 141	BINTULU	13.069	9.427	72.1	728	Ting Ming Kiong	..	(PER.)	..	2,919	736			
										..	(ALL.)	..					
									Jilan Ak Nyeggang	(PESAKA)	..	2,183		
									Ismail bin Haji Sebli	(S.N.A.P.)	..	2,038		
									Tedong Ah Taboh	(S.U.P.P.)	..	1,461		
Jubin Ak Magah	(IND.)	..	96											
P. 142	MIRI-SUBIS	17.859	13.178	74.0	3.684	Dato' James Wong Kim Min	..	(S.N.A.P.)	..	4,391	499			
									Ekwn bin Bantar	(S.U.P.P.)	..	3,892		
									Penghulu Guyang	(IND.)	..	1,189		
P. 143	BARAM	13.051	9.308	71.3	550	Lu Hat Wan	..	(S.N.A.P.)	..	5,100	3,237			
									Tama Weng Tinggang Wan	(S.U.P.P.)	..	1,863		
									Penghulu Gau Jau	(PESAKA)	..	1,795		
P. 144	LIMBANG-LAWAS	11.564	9.494	89.5	630	Chegu Bungsu bin Abdullah	..	(S.N.A.P.)	..	4,744	1,972			
									Awang Baja bin Awang Besar	..	(PER.)	..	2,773				
										..	(ALL.)	..					
								Pengarah Ngang Ak Bundan	..	(IND.)	..	1,348					

LAMPIRAN C
APPENDIX

PILEHANRAYA² NEGERI, 1969
STATE ELECTIONS, 1969

KEPUTUSAN PILEHANRAYA² BAHAGIAN²-PILEHANRAYA NEGERI
ELECTIONS RESULTS BY STATE CONSTITUENCIES

Bahagian-pilehanraya Constituency	Jumlah Pemilih Total Electorate	Kertas Undi Di- Keluarkan Ballot Papers Issued	Peratus Undian Voting Per- centage	Undi Di-tolak Votes Rejected	Nama ² Chalun Names of Candidates	Undi yang di-dapati Votes Polled	Majoriti Majority	Majoriti Pilehanraya 1964 Majority 1964 Elections		
PERLIS										
S. 1 KAKI BUKIT	6,376	4,891	76.7	334	Loh Ah Tong Mustaffa bin Ahmad Che' Mahmud bin Che Man	(PER.) (ALL.) (P.A.S.) (P.M.I.P.) (P.R.)	2,629	1,090	Perikatan .. Alliance	1,830
S. 2 PAYA	4,887	4,154	85.0	232	Che Yook <i>alias</i> Che Yob bin Che Choh Ahmad bin L. Ibrahim Abdullah bin Talib	(PER.) (ALL.) (P.A.S.) (P.M.I.P.) (P.R.)	1,922	108	Perikatan .. Alliance	686
S. 3 MATA AYER	4,425	3,638	82.2	220	Abdullah bin Haji Hassan Amin bin Ishak Wan Khazim <i>alias</i> Wan Hussin bin Wan Din	(PER.) (ALL.) (P.A.S.) (P.M.I.P.) (P.R.)	1,623	51	Perikatan .. Alliance	513
S. 4 BANDAR KANGAR	3,269	2,442	74.7	157	Quah Chooi Tong Ismail bin Ahmad	(PER.) (ALL.) (P.A.S.) (P.M.I.P.)	1,785	1,285	Perikatan .. Alliance	956
S. 5 SENA	3,827	3,217	84.0	233	Wan Ahmad bin Haji Wan Kassim Mahamood bin Haji Mohd. Noor	(PER.) (ALL.) (P.A.S.) (P.M.I.P.)	1,594	204	Perikatan .. Alliance	612
S. 6 BINTONG	5,148	4,379	85.1	327	Syed Omar bin Syed Hussin Yusof bin Osman	(PER.) (ALL.) (P.A.S.) (P.M.I.P.)	2,144	236	Perikatan .. Alliance	856

71	S. 7	KURONG ANAI	4,900	3,795	77.4	322	Haji Wan Ahmad bin Wan Abdullah	(PER.) (ALL.)	..	1,824	312	Perikatan <i>Alliance</i>	..	647
										Lebai Saleh bin Che Mat	(P.A.S.) (P.M.I.P.)	..	1,512				
										Omar bin Ismail	(P.R.)	..	137				
	S. 8	ARAU	4,967	3,802	76.5	191	Hussain bin Abd. Rahrnan	(P.A.S.) (P.M.I.P.)	..	1,907	203	Perikatan <i>Alliance</i>	..	292
										Ismail bin Sheik Ibrahim	(PER.) (ALL.)	..	1,704				
	S. 9	HUTAN AJI	4,839	3,936	81.3	216	Syed Darus bin Syed Hashim	(PER.) (ALL.)	..	1,868	16	P.A.S. <i>P.M.I.P.</i>	..	253
										Taharim bin Ariffin	(P.A.S.) (P.M.I.P.)	..	1,852				
	S. 10	KAYANG	4,625	3,548	76.7	192	Yusoff bin Abu Bakar	(PER.) (ALL.)	..	1,805	254	Perikatan <i>Alliance</i>	..	586
										Yahya bin Baginda	(P.A.S.) (P.I.M.P.)	..	1,551				
	S. 11	KUALA PERLIS	4,020	3,116	77.5	173	Dato Sheikh Ahmad bin Mohd. Hashim	(PER.) (ALL.)	..	1,744	729	Perikatan <i>Alliance</i>	..	1,030
										Ali bin Abdullah	(P.A.S.) (P.M.I.P.)	..	1,015				
										Man bin Hashim	(P.R.)	..	184				
S. 12	SANGLANG	4,777	4,079	85.4	138	Jaafar bin Hassan	(PER.) (ALL.)	..	1,973	5	Perikatan <i>Alliance</i>	..	249	
									Abu Bakar bin Hamzah	(P.A.S.) (P.M.I.P.)	..	1,968					
KEDAH																	
S. 1	JITRA	17,690	13,719	77.6	899	Osman alias Md. Daud bin Aroff	(PER.) (ALL.)	..	7,627	2,434	Perikatan <i>Alliance</i>	..	5,373	
									Ayob bin Haji Jasin	(P.A.S.) (P.M.I.P.)	..	5,193					
S. 2	PADANG TERAP	18,007	14,190	78.2	1,026	Syed Ahmad bin Syed Ahmad Shahabudin	(PER.) (ALL.)	..	7,058	952	Perikatan <i>Alliance</i>	..	4,218	
									Ahmad bin Yusof	(P.A.S.) (P.M.I.P.)	..	6,106					
S. 3	JERLUN-KODIANG	13,814	10,501	76.0	450	Syed Nahar bin Tun Syed Shch Shahabudin	(PER.) (ALL.)	..	5,181	311	Perikatan <i>Alliance</i>	..	1,451	
									Haji Shaari bin Haji Hamzah	(P.A.S.) (P.M.I.P.)	..	4,870					
S. 4	TUNJANG	13,461	10,151	75.4	607	Ismail bin Hanafi	(P.A.S.) (P.M.I.P.)	..	5,020	496	Perikatan <i>Alliance</i>	..	1,730	
									Haji Tajudin bin H. A. Rahman	(PER.) (ALL.)	..	4,524					

LAMPIRAN C—(samb.)
APPENDIX—(cont.)

PILEHANRAYA² NEGERI, 1969—(samb.)
STATE ELECTIONS, 1969—(cont.)

KEPUTUSAN PILEHANRAYA² BAHAGIAN²-PILEHANRAYA NEGERI—(samb.)
ELECTION RESULTS BY STATE CONSTITUENCIES—(cont.)

Bahagian-pilehanraya Constituency	Jumlah Pemilih Total Electorate	Kertas Undi Di- keluarkan Ballot Papers Issued	Peratus Undian Yoting Per- centage	Undi Di-tolak Votes Rejected	Nama ² Chalun Names of Candidates	Undi yang di-dapati Votes Polled	Majoriti Majority	Majoriti Pilehanraya 1964 Majority 1964 Elections
KWAH—(samb.)								
S. 5 LANGGAR-LIMBONG	14,330	11,487	80.2	525	Abu Bakar bin Umar (P.A.S.) (P.M.I.P.) ..	6,252	1,542	Perikatan .. 1,402 Alliance
					Haji Omar bin Haji Ahmad .. (PER.) (ALL.) ..	4,710		
S. 6 POKOK SENJA	15,316	11,956	78.0	1,001	Haji Ahmad bin L. Senawi .. (P.A.S.) (P.M.I.P.) ..	5,650	345	Perikatan .. 2,966 Alliance
					Hamidah binti Omar (PER.) (ALL.) ..	5,305		
S. 7 ALOR STAR PEKAN	17,591	11,568	65.8	353	Geh Teng Kheng (G.R.M.) ..	5,833	2,073	Perikatan .. 4,930 Alliance
					Tan Hui Loon (PER.) (ALL.) ..	3,760		
					Haron bin Omar (P.A.S.) (P.M.I.P.) ..	1,622		
S. 8 ALOR STAR LUAR	21,040	13,846	65.8	525	Othman bin Haji Husain .. (P.A.S.) (P.M.I.P.) ..	5,545	502	Perikatan .. 4,332 Alliance
					Nair Karunakaran, K. (PER.) (ALL.) ..	5,043		
					Tunku Nong bin Tunku Mohamed Jewa (G.R.M.) ..	2,733		
S. 9 LANGKAWI	19,437	15,505	79.8	1,052	Ahmad bin Haji Husain (PER.) (ALL.) ..	8,966	3,479	Perikatan .. 7,026 Alliance
					Wan Said bin Wan Sa'ad (P.A.S.) (P.M.I.P.) ..	5,487		
S. 10 KOTA STAR BARAT	17,437	12,877	73.8	870	Isamudin bin Ahmad (P.A.S.) (P.M.I.P.) ..	6,470	933	Perikatan .. 3,270 Alliance
					Ooi Eng Hong (PER.) (ALL.) ..	5,537		

S. 11	KANGKONG BUKIT RAYA..	14,837	11,911	80.3	563	Ismail <i>alias</i> Shafiee bin Kassim ..	(P.A.S.) ..	6,203	1,058	Perikatan Alliance	..	704
								Abdullah bin Haji Ismail ..	(P.M.I.P.) ..	5,145				
									(PER.) (ALL.)					
S. 12	PADANG	17,158	13,774	80.3	362	Abdul Manaf bin Abdullah..	(PER.) (ALL.)	7,065	718	Perikatan Alliance	..	2,837
								Soffian bin Haji A. Aziz ..	(P.A.S.) (P.M.I.P.)	6,347				
S. 13	SIK-GURUN..	20,961	14,808	70.6	1,013	Harum bin Jusoh ..	(P.A.S.) (P.M.I.P.)	7,061	327	Perikatan Alliancr	..	3,047
								Sharimah <i>binti</i> Mabamud ..	(PER.) (ALL.)	6,734				
S. 14	KOTA	14,341	11,819	82.4	967	Mansur bin Akil ..	(PER.) (ALL.)	6,567	2,282	Perikatan Alliance	..	5,822
								A. Rahman bin Ibrahim ..	(P.A.S.) (P.M.I.P.)	4,285				
S. 15	SALA	16,978	12,958	76.3	555	Mohd. Shaari bin Haji Abd. Shukor	(P.A.S.) (P.M.I.P.)	6,605	807	Perikatan Alliance	..	683
								Haji Ibrahim bin Ahmad ..	(PER.) (ALL.)	5,798				
S. 16	YEN-MERBOK	14,851	11,365	76.5	696	Lebai Ismail bin Abdul Wahab ..	(PER.) (ALL.)	6,958	3,247	Perikatan Alliance	..	4,763
								Budiman bin Gading ..	(P.A.S.) (P.M.I.P.)	3,711				
S. 17	BALING TIMOR	18,245	14,453	79.2	1,111	Harun bin Abdullah ..	(PER.) (ALL.)	8,771	4,200	Perikatan Alliance	..	5,880
								Hassan bin Yaakob ..	(P.A.S.) (P.M.I.P.)	4,571				
S. 18	BALING BARAT	17,965	13,531	75.3	845	Othman <i>alias</i> Ismail bin Mat Hassan <i>alias</i> Hassan	(PER.) (ALL.)	7,043	1,400	Perikatan Alliance	..	3,905
								Haji Abdullah bin Haji Mat Zain ..	(P.A.S.) (P.M.I.P.)	5,643				
S. 19	PEKAN SUNGAI PATANI	15,565	10,685	68.6	373	Ong Boon Seong ..	(G.R.M.)	4,969	971	Perikatan Alliance	..	2,963
								Chin Chin Cheng ..	(PER.) (ALL.)	3,998				
								Md. Daud bin Abdullah ..	(P.A.S.) (P.M.I.P.)	1,345				
S. 20	SUNGAI PATANI LUAR	13,030	10,280	78.9	478	Haji Salleh bin Haji Ishak ..	(PER.) (ALL.)	4,730	1,482	Perikatan Alliance	..	6,609
								Yaacob <i>alias</i> Salleh bin Abdullah ..	(P.A.S.) (P.M.I.P.)	3,248				
								Jansz William ..	(G.R.M.)	1,824				

LAMPIRAN C—(samb.)
APPENDIX—(cont.)

PILEHANRAYA² NEGERI, 1969—(samb.)
STATE ELECTIONS, 1969—(cont.)

KEPUTUSAN PILEHANRAYA² BAHAGIAN²-PILEHANRAYA NEGERI—(samb.)
ELECTION RESULTS BY STATE CONSTITUENCIES—(cont.)

Bahagian-pilehanraya Constituency	Jumlah Pemilih Total Electorate	Kertas Undi Di- Keluarkan Ballot Papers Issued	Peratus Undian Voting Per- centage	Undi Di-tolak Votes Rejected	Nama ² Chalun Names of Candidates	Undi yang di-dapati Votes Polled	Majoriti Majority	Majoriti Pilehanraya 1964 Majority 1964 Elections
KEDAH—(samb.)								
S. 21 SIDAM	11,666	9,142	78.4	1,260	Hanafi bin Mohd. Yunus (PER.) (ALL.) ..	4,704	1,526	Perikatan .. 5,643 Alliance
					Md. Zahari bin Sbaari (P.A.S.) (P.M.I.P.) ..	3,178		
S. 22 LUNAS	14,173	10,103	71.3	963	Soon Cheng Leong (PER.) (ALL.) ..	6,197	3,254	Perikatan .. 5,229 Alliance
					Haji Ishak bin Haji Taib (P.A.S.) (P.M.I.P.) ..	2,943		
S. 23 KULIM	16,494	11,320	68.6	1,019	Leong Man Kai (PER.) (ALL.) ..	7,890	5,479	Perikatan .. 4,672 Alliance
					Khatib Shorbaini bin Haji Hassan .. (P.A.S.) (P.M.I.P.) ..	2,411		
S. 24 BANDAR BAHRU	13,780	10,915	79.2	886	Haji Zainuddin bin Haji Din .. (PER.) (ALL.) ..	6,503	2,977	Perikatan .. 5,167 Alliance
					Md. Rejab bin Awang Kechik .. (P.A.S.) (P.M.I.P.) ..	3,526		
KELANTAN								
S. 1 TUMPAT BARAT	9,803	7,225	73.7	442	Wan Salleh bin Haji W. Sulaiman (P.A.S.) alias Wan Abdullah bin Haji W. (P.M.I.P.) .. Sulaiman ..	3,805	827	P.A.S. .. 2,043 P.M.I.P.
					Che Abdul Rahman bin Che Omar (PER.) alias .. (ALL.) ..	2,978		
					Che Derahaman bin Che Omar			
S. 2 TUMPAT TENGAH	10,636	8,209	77.2	404	Che Lat bin Kassim (PER.) (ALL.) ..	5,114	2,423	Perikatan .. 1,269 Alliance
					Awang bin Samat (P.A.S.) (P.M.I.P.) ..	2,691		

S. 3	TUMPAT TIMOR	10,676	8,523	79.8	340	Omar bin Awang Kechik	(PER.) (ALL.)	..	4,660	1,137	Perikatan <i>Alliance</i>	..	653
									Ishak bin Mustapha	(P.A.S.) (P.M.I.P.)	..	3,523				
S. 4	KUALA KELANTAN	8,625	6,514	75.5	309	Wan Mamat bin Wan Yusof	(P.A.S.) (P.M.I.P.)	..	3,108	11	P.A.S. P.M.I.P.	..	643
									Tengku Noor Asiah binti Tengku Ahmed	(PER.) (ALL.)	..	3,097				
S. 5	KOTA BHARU UTARA	11,596	8,624	74.4	484	Abdullah bin Ahrnad	(P.A.S.) (P.M.I.P.)	..	5,441	2,742	P.A.S. P.M.I.P.	..	3,132
									Tengku Abdul Kadir bin Tengku Chik	(PER.) (ALL.)	..	2,699				
S. 6	KOTA BHARU PANTAI	10,839	8,046	74.2	322	Abdullah bin Haji Arshad	(P.A.S.) (P.M.I.P.)	..	4,893	2,062	P.A.S. P.M.I.P.	..	2,507
									Haji Moharned bin Idris	(PER.) (ALL.)	..	2,831				
S. 7	MERANTI	8,443	5,687	67.4	249	Nik Man bin Nik Mohamed	(P.A.S.) (P.M.I.P.)	..	4,556	3,674	P.A.S. P.M.I.P.	..	4,766
									Mohd. Jantan bin Mohd. Amin	(PER.) (ALL.)	..	882				
S. 8	TENDONG	9,825	7,398	75.3	386	Haji Mohamed bin Nasir	(P.A.S.) (P.M.I.P.)	..	3,878	744	P.A.S. P.M.I.P.	..	2,171
									Haji Mohamad Nor bin Haji Abdul -lah	(PER.) (ALL.)	..	3,134				
S. 9	BANDAR PASIR MAS	11,288	7,514	66.6	322	Haji Omar bin Awang	(P.A.S.) (P.M.I.P.)	..	3,841	490	P.A.S. P.M.I.P.	..	1,188
									Abdullah bin Haji Yusoff	(PER.) (ALL.)	..	3,351				
S. 10	BANDAR HILIR	11,429	7,576	66.3	375	Foo Chow Yong a/I Foo Hong Sang	(PER.) (ALL.)	..	4,641	2,151	Perikatan <i>Alliance</i>	..	2,444
									Nik Mat bin Nik Din	(P.A.S.) (P.M.I.P.)	..	2,490				
									Zakaria bin Yusof	(BEBAS) (IND.)	..	70				
S. 11	BANDAR HULU	16,533	10,333	62.5	456	Hassan bin Yaacob	(P.A.S.) (P.M.I.P.)	..	5,043	209	<i>Perikatan</i> <i>Alliance</i>	..	63
									Ibrahim bin Ismail	(PER.) (ALL.)	..	4,834				
S. 12	KOTA BHARU TENGAH	11,516	8,800	76.4	445	Mobd. Asri bin Haji Muda..	(P.A.S.) (P.M.I.P.)	..	4,917	1,609	P.A.S. P.M.I.P.	..	2,236
									Haji Md. Nor bin Haji Daud	(PER.) (ALL.)	..	3,308				
									Dato' Wan Mustapha bin Haji Ali	(BEBAS) (IND.)	..	130				

LAMPIRAN C—(samb.)
APPENDIX—(cont.)

PILEHANRAYA² NEGERI, 1969—(samb.)
STATE ELECTIONS, 1969—(cont.)

KEPUTUSAN PILEHANRAYA² BAHAGIAN²-PILEHANRAYA NEGERI—(samb.)
ELECTION RESULTS BY STATE *CONSTITUENCIES*—(cont.)

Bahagian-pilehanraya <i>Constituency</i>	Jumlah Pemilih Total Electorate	Kertas Undi Di- Keluarkan Ballot Papers Issued	Peratus Undian Voting Per- centage	Undi Di-tolak Votes Rejected	Nama ² Chalun Names of <i>Candidates</i>	Undi yang di-dapati Votes <i>Polled</i>	Majoriti Majority	Majoriti Pilehanraya 1964 Majority 1964 <i>Elections</i>	
KELANTAN—(samb.)									
S. 13 BACHOK UTARA	11,253	9,003	80.0	387	Mohd. Nor bin Yusoff Ismail bin Haji Mamat	(P.A.S.) .. (P.M.I.P.) .. (PER.) .. (ALL.) ..	4,660 704	P.A.S. P.M.I.P.	1,724
S. 14 BACHOK TENGAH	9,908	7,853	79.2	441	Mohd. Amin bin Haji Yaakub Haji Mohd. Amin bin Haji Othman	(P.A.S.) .. (P.M.I.P.) .. (PER.) .. (ALL.) ..	4,205 998	P.A.S. P.M.I.P.	1,849
S. 15 BACHOK SELATAN	10,132	7,778	76.8	390	Mohd. bin Haji Yacob Mohd. Zain bin Abdullah Datin Zainun binti Ismail	(P.A.S.) .. (P.M.I.P.) .. (PER.) .. (ALL.) .. (BEBAS) (IND.) ..	3,669 85	P.A.S. P.M.I.P.	855
S. 16 KOTA BHARU TIMOR	11,956	8,511	71.2	451	Wan Hashim bin Haji Wan Ahmad Saufi bin Idris	(P.A.S.) .. (P.M.I.P.) .. (PER.) .. (ALL.) ..	4,573 1,086	P.A.S. P.M.I.P.	1,884
S. 17 KOTA BHARU BARAT	10,771	8,325	77.2	456	Ab. Rahman bin Awang Sulong Abdul Aziz bin Haji Hamzah	(P.A.S.) .. (P.M.I.P.) .. (PER.) .. (ALL.) ..	5,294 2,719	P.A.S. P.M.I.P.	4,074
S. 18 KOTA BHARU SELATAN	11,966	9,353	78.2	465	Haji Ishak Lotfi bin Omar Hajah Wan Aminah binti Mohd. Botok	(P.A.S.) .. (P.M.I.P.) .. (PER.) .. (ALL.) ..	4,912 936	P.A.S. P.M.I.P.	1,551

S. 19	RANTAU PANJANG	..	8,552	5,235	61.2	226	Husein bin Ahmad	(PER.) (ALL.)	..	2,914	819	P.A.S. P.M.I.P.	..	1,100
							Mohd. Nawawi bin Ahmad	(P.A.S.) (P.M.I.P.)	..	2,095				
S. 20	LEMAL	7,976	5,682	71.2	313	Haji Haron bin Haji Sulong	(P.A.S.) (P.M.I.P.)	..	3,378	1,387	P.A.S. P.M.I.P.	..	1,667
							Mohd. Zain bin Haji Awang	(PER.) (ALL.)	..	1,991				
S. 21	TOK UBAN	8,869	6,568	74.1	354	Wan Hassan bin Wan Daud	(P.A.S.) (P.M.I.P.)	..	3,579	944	P.A.S. P.M.I.P.	..	1,668
							Mat Yusof bin Muhamad	(PER.) (ALL.)	..	2,635				
S. 22	PASIR PUTEH UTARA	..	10,479	8,624	82.3	549	Abdul Kadir bin Mat Sa'ad	(P.A.S.) (P.M.I.P.)	..	4,310	696	P.A.S. P.M.I.P.	..	1,162
							Zaksria bin Haji Taib	(PER.) (ALL.)	..	3,614				
							Mohd. bin Hussain	(BEBAS) (IND.)	..	151				
S. 23	PASIR PUTEH TENGAH	..	11,339	9,062	79.9	445	Haji Mohammad bin Ismail	(PER.) (ALL.)	..	4,272	15	Perikatan Alliance	..	460
							Wan Sulaiman bin Haji Ibrahim	(P.A.S.) (P.M.I.P.)	..	4,257				
							Jaafar bin Haji Molid. Zin alias Mohamad	(BEBAS) (IND.)	..	88				
S. 24	PASIR PUTEH TENGGARA	..	11,785	9,308	79.0	452	Mohamed bin Idris	(PER.) (ALL.)	..	4,417	97	P.A.S. P.M.I.P.	..	590
							Ab. Rahman bin Mohd. Zalleh	(P.A.S.) (P.M.I.P.)	..	4,320				
							Nasir bin Awang	(BEBAS) (IND.)	..	119				
S. 25	MACHANG UTARA..	..	12,597	9,781	77.6	461	Mohyiddin alias Che Kadir bin Alhaj Che Tengah	(PER.) (ALL.)	..	4,890	460	Perikatan Alliance	..	133
							Wan Abdullah bin Wan Ahmad	(P.A.S.) (P.M.I.P.)	..	4,430				
S. 26	TANAH MERAH TIMOR	14,256	10,605	74.4	593	Che Omar bin Muhamad alias Mamat	(P.A.S.) (P.M.I.P.)	..	5,040	68	P.A.S. P.M.I.P.	..	390
							Tuan Kechik bin Tuan Salleh	(PER.) (ALL.)	..	4,972				
S. 27	TANAH MERAH BARAT	12,146	9,186	75.6	496	Haji Nik Abdullah bin Haji Nik Daud	(PER.) (ALL.)	..	4,479	268	P.A.S. P.M.I.P.	..	483
							Haji Zainal Abidin bin Haji Yacob	(P.A.S.) (P.M.I.P.)	..	4,211				
S. 28	MACHANG SELATAN	13,569	10,391	76.6	512	Ya'acob bin Ismail	(PER.) (ALL.)	..	5,092	305	Perikatan Alliance	..	106
							Haji Mohd. Noor bin Haji Yusoff	(P.A.S.) (P.M.I.P.)	..	4,787				

LAMPIRAN C—(samb.)
APPENDIX—(cont.)

PILEHANRAYA² NEGERI, 1969—(samb.)
STATE ELECTIONS, 1969—(cont.)

KEPUTUSAN PILEHANRAYA² BAHAGIAN²-PILEHANRAYA NEGERI—(samb.)
ELECTION RESULTS BY STATE CONSTITUENCIES—(cont.)

Bahagian-pilehanraya Constituency	Jumlah Pemilih Total Electorate	Kertas Undi Di- keluarkan Ballot Papers Issued	Perative Undian Voting Per- centage	Undi Di-tolak Votes Rejected	Nama ² Chalun Names of Candidates	Undi yang di-dapati Votes Polled	Majoriti Majority	Majoriti Pilihanraya 1964 Majority 1964 Elections
KELANTAN—(samb.)								
S. 29 ULU KELANTAN TIMOR	16,531	12,184	73.7	820	Yusoff bin Haji Mohamed Salleh .. (PER.) (ALL.) ..	6,366	1,368	Perikatan .. 2,325 Alliance
					Amaluddin bin Darus (P.A.S.) (P.M.I.P.) ..	4,998		
S. 30 ULU KELANTAN BARAT	8,460	6,776	80.1	388	Tengku Razaleigh bin Tengku Mohd. Hamzah .. (PER.) (ALL.) ..	4,061	1,734	Perikatan .. 1,111 Alliance
					Hussin bin Abdullah (P.A.S.) (P.M.I.P.) ..	2,327		
TRENGGANU								
S. 1 KUALA BESUT	7,341	5,750	78.3	355	Mohamad bin Said (P.A.S.) (P.M.I.P.) ..	2,826	257	Perikatan .. 330 Alliance
					Zakaria bin Muda (PER.) (ALL.) ..	2,569		
S. 2 KAMPONG RAJA	5,392	4,456	82.6	254	W. Ishak bin Ali (PER.) (ALL.) ..	2,284	366	Perikatan .. 164 Alliance
					Mohd. Daud bin Abdul Samad .. (P.A.S.) (P.M.I.P.) ..	1,918		
S. 3 ULU BESUT	7,807	5,965	76.4	356	Jabir bin Mohd. Shah (PER.) (ALL.) ..	2,862	115	P.A.S. .. 314 P.M.I.P.
					Lukman bin Abdul Kadir (P.A.S.) (P.M.I.P.) ..	2,747		
S. 4 BESUT TENGAH	7,087	5,571	78.6	300	Dollah bin Jusoh (PER.) (ALL.) ..	2,991	711	P.A.S. .. 342 P.M.I.P.
					Husin bin Othman (P.A.S.) (P.M.I.P.) ..	2,280		

S. 5	SETIU	7,895	6,107	77.4	480	Ab. Ghani bin Mohd. Amin ..	(PER.) ..	2,988	349	Perikatan ..	446
							Abd. Latif bin Mohamad ..	(ALL.) ..	2,639		Alliance	
S. 6	BATU RAKIT	8,460	6,199	73.3	467	Dato' Mansor bin Mohd. ..	(P.A.S.) ..	3,293	854	Perikatan ..	2,260
							Hashim bin Yusof ..	(ALL.) ..	2,439		Alliance	
								(P.A.S.) ..				
								(P.M.I.P.) ..				
S. 7	KUALA NERUS	7,705	5,714	74.2	430	Ibrahim Fikri bin Mohamad ..	(PER.) ..	2,804	324	Perikatan ..	1,323
							Awang bin Abu Bakar ..	(ALL.) ..	2,480		Alliance	
								(P.A.S.) ..				
								(P.M.I.P.) ..				
S. 8	JERAM	6,905	5,276	76.4	395	Hashim bin Embong ..	(P.A.S.) ..	2,465	49	Perikatan ..	1,428
							Abdul Rashid bin Muhammad ..	(P.M.I.P.) ..	2,416		Alliance	
								(PER.) ..				
								(ALL.) ..				
S. 9	LANGKAP	7,117	5,521	77.6	436	Abdul Rahaman bin Long ..	(PER.) ..	2,651	217	Perikatan ..	571
							Ismail bin Abbas ..	(ALL.) ..	2,434		Alliance	
								(P.A.S.) ..				
								(P.M.I.P.) ..				
S. 10	BANDAR	6,510	4,534	69.6	225	Toh Seng Chong ..	(PER.) ..	2,111	789	Perikatan ..	1,413
							Saja Udin bin Maaruff ..	(ALL.) ..	1,322		Alliance	
								(P.A.S.) ..				
								(P.M.I.P.) ..				
								(P.R.) ..	876			
S. 11	LADANG	7,436	5,230	70.3	357	Wan Mohamed bin Wan Ngah ..	(P.A.S.) ..	2,635	397	Perikatan ..	283
							Abdullah bin Abd. Rahman ..	(P.M.I.P.) ..	2,238		Alliance	
								(PER.) ..				
								(ALL.) ..				
S. 12	BUKIT BESAR	6,801	5,013	73.7	335	Mohd. Ghazali bin Haji Ahmad ..	(P.A.S.) ..	2,868	1,058	Perikatan ..	1,018
							Syed Omar bin Chik ..	(P.M.I.P.) ..	1,810		Alliance	
								(PER.) ..				
								(ALL.) ..				
S. 13	BATU BUROK	8,710	6,147	70.6	427	Mat Yasin bin Daud <i>alias</i> Ustaz ..	(P.A.S.) ..	3,321	922	Perikatan ..	651
							Ismail bin Mohd. Daud ..	(P.M.I.P.) ..	2,399		Alliance	
							Haji Abdul Muttalib bin Haji Salleh ..	(PER.) ..				
								(ALL.) ..				
S. 14	MARANG	9,251	7,072	76.4	597	Kasim bin Ahmad ..	(P.A.S.) ..	3,775	1,075	Perikatan ..	1,118
							Abdullah bin Haji Mohamed ..	(P.M.I.P.) ..	2,700		Alliance	
								(PER.) ..				
								(ALL.) ..				
S. 15	SURA	5,816	4,365	75.1	311	Ibrahim bin Mat Noh ..	(P.A.S.) ..	2,068	973	Perikatan ..	382
							Wan Din bin Embong ..	(P.M.I.P.) ..	1,986		Alliance	
								(PER.) ..				
								(ALL.) ..				

LAMPIRAN C—(samb.)
APPENDIX—(cont.)

PILEHANRAYA² NEGERI, 1969—(samb.)
STATE ELECTIONS, 1969—(cont.)

KEPUTUSAN PILEHANRAYA² BAHAGIAN²-PILEHANRAYA NEGERI—(samb.)
ELECTION RESULTS BY STATE CONSTITUENCIES—(cont.)

Bahagian-pilehanraya Constituency	Jumlah Pemilih Total Electorate	Kertas Undi Di- Keluarkan Ballot Papers Issued	Peratus Undian Voting Per- centage	Undi Di-tolak Votes Rejected	Nama ² Calon Names of Candidates	Undi yang di-dapati Votes Polled	Majoriti Majority	Majoriti Pilehanraya 1964 Majority 1964 Elections
TRENGGANU—(samb.)								
S. 16 ULU DUNGUN	10,863	7,639	70.3	586	Omar Shukri bin Embong (P.A.S.) Mohammed Yassin bin Abdul Malek (P.M.I.P.) (PER.) (ALL.)	4,013 3,040	973	P.A.S. P.M.I.P.
S. 17 PAKA KERTEH	7,742	5,616	72.5	400	Sulong bin Mahmood (PER.) Abdullah bin Mohamad (ALL.) (P.A.S.) (P.M.I.P.)	2,883 2,333	550	Perikatan Alliance
S. 18 KEMAMAN UTARA	4,824	3,447	71.5	204	C. W. Abdul Ghani bin Zainal (PER.) Haji Ghani bin Abu Bakar (ALL.) (P.A.S.) (P.M.I.P.)	1,817 1,426	391	Perikatan Alliance
S. 19 CHUKAI	5,375	3,677	68.4	231	Teh binti Hassan (PER.) Mohd. Shaffi bin H. G. Ahmad (ALL.) (P.A.S.) (P.M.I.P.) Ismail bin Yusoff (BEBAS) (IND.)	1,867 1,440 139	421	Perikatan Alliance
S. 20 KEMAMAN SELATAN	9,012	6,098	67.7	620	Wan Yahya bin Haji Wan Mohd. (P.A.S.) Wan Adnan bin Ismail (P.M.I.P.) (PER.) (ALL.)	3,134 2,344	790	Perikatan Alliance
S. 21 KUALA TRENGGANU TENGAH	8,426	6,535	77.6	455	Mohamed alias Harun bin Jusoh (P.A.S.) Engku Wok Abdul Rnhman bin Abdul Kadir (P.M.I.P.) (PER.) (ALL.)	3,311 2,769	542	Perikatan Alliance

S.22	BINJAI	8.836.	7,160	81.0	566	Haji Mohamed Taib bin Haji Ismail	(P.A.S.) (P.M.I.P.)	3,551	508	Perikatan Alliance	..	794
										Sharifah Azzah Apple binti Syed Shith	(PER.) (ALL.)	3,043				
S. 23	ULU TRENGGANU TIMOR	..				7,012	5,765	82.2	547	Abdul Rahman bin Kassim	(PER.) (ALL.)	2,491	385	Perikatan Alliance	..	957
										Abu Bakar hin Ismail	(P.A.S.) (P.M.I.P.)	2,106				
										Abdullah bin Ahmad	(BEBAS) (IND.)	621				
S. 24	ULU TRENGGANU BARAT	7,042	5,792	82.2	565	Mahmood bin Sulaiman	(PER.) (ALL.)	3,139	1,051	Perikatan Alliance	..	1,320
										Omar bin Abd. Rahman	(P.A.S.) (P.M.I.P.)	2,088				
PULAU PINANG																
S. 1	BUTTERWORTH	10,809	8,279	76.6	144	Ooi Ah Bee	(G.R.M.)	5,172	2,209	Perikatan Alliance	..	1,080
										David Williams	(PER.) (ALL.)	2,963				
S. 2	BAGAN AJAM	13,984	10,658	76.2	257	Ong Yi How	(G.R.M.)	6,125	1,849	Perikatan Alliance	..	1,110
										Phe Joo Teik	(PER.) (CALL)	4,276				
S. 3	PERMATANG PAUH	14,548	10,819	74.4	1,186	Haji Mohamad Nor bin Haji Bakar	(PER.) (ALL.)	5,130	627	Perikatan Alliance	..	4,442
										Musa bin Haji Mohd. Yatim	(P.A.S.) (P.M.I.P.)	4,503				
S. 4	BUKIT MERTAJAM	13,690	10,337	75.6	561	Ooh Chooi Cheng	(G.R.M.)	7,098	4,420	Perikatan Alliance	..	1,050
										Wong Pow Nee	(PER.) (ALL.)	2,678				
S. 5	ALMA	13,081	10,208	78.0	711	Harun bin Sirat	(G.R.M.)	4,906	1,860	Perikatan Alliance	..	2,763
										Haji Sulaiman bin Haji Ahmad	(PER.) (ALL.)	3,046				
										Ismail bin Abdul Latif	(P.A.S.) (P.M.I.P.)	1,545				
S. 6	SUNGEI BAKAP	14,085	11,355	80.6	633	Veerapen a/l Veerathan	(G.R.M.)	5,599	2,484	Perikatan Alliance	..	2,720
										Kee Yong C h i	(PER.) (ALL.)	3,115				
										Md. Noor bin Mahmood	(BEBAS) (IND.)	2,008				

LAMPIRAN C—(samb.)
APPENDIX—(cont.)

PILEHANRAYA² NEGERI, 1969—(samb.)
STATE ELECTIONS, 1969—(cont.)

KEPUTUSAN PILEHANRAYA² BAHAGIAN²-PILEHANRAYA NEGERI—(samb.)
ELECTION RESULTS BY STATE *CONSTITUENCIES*—(cont.)

Bahagian-pilehanraya Constituency	Jumlah Pemilih Total <i>Electorate</i>	Kertas Undi Di- keluarkan <i>Ballot</i> Papers Issued	Peratus Undian Voting <i>Per-</i> <i>centage</i>	Undi Di-tolak Votes <i>Rejected</i>	Nama ² Chalun Names of Candidates	Undi yang di-dapati Votes Polled	Majoriti Majority	Majoriti Pilehanraya 1964 Majority 1964 Elections
PULAU PINANG—(samb.)								
S. 7 NIBONG TEBAL	10,488	8,153	77.7	481	Teoh Chung Sneah Hor alias Teoh Kooi (G.R.M.) ..	3,868	266	Perikatan .. 1,278 Alliance
					Haji Sahid bin Hassan (PER.) ..	3,602		
					Seow Hun Boo (BEBAS) ..	202		
				 (IND.) ..			
S. 8 KELAWEI	8,239	6,280	76.2	191	Yeap Chim Guan (P.T.D.) ..	4,239	2,389	Perikatan .. 1,161 Alliance
					Tan Khim Hoe (PER.) ..	1,850		
				 (ALL.) ..			
S. 9 DHOBY GHAUT	12,775	10,153	79.5	312	Khoo Teng Chye (G.R.M.) ..	6,882	3,923	Perikatan .. 2,066 Alliance
					S. M. Mohd. Idris (PER.) ..	2,959		
				 (ALL.) ..			
S. 10 TANJONG BUNGAH	13,699	10,126	73.9	635	Khoo Soo Glap (P.T.D.) ..	4,855	219	Perikatan .. 2,472 Alliance
				 (D.A.P.) ..			
					Choong Ewe Lwng (PER.) ..	4,636		
				 (ALL.) ..			
S. 11 AYER HITAM	12,370	9,475	76.6	342	Tan Phook Kin (G.R.M.) ..	7,014	4,895	Perikatan .. 127 Alliance
				 (PER.) ..	2,119		
					Khoo Leong Hun (ALL.) ..			
S. 12 JELUTONG	16,208	12,280	75.8	806	Koay Boon Seng (P.T.D.) ..	8,242	5,010	F.S. .. 1,840 S.F.
				 (D.A.P.) ..			
					Choong Teik Seng alias Ch'ng Teik Seng (PER.) ..	3,232		
				 (ALL.) ..			

S. 13	GLUGOR	12,800	9,486	74.1	557	Stewart Denis Connolly	(G.R.M.)	..	5,168	1,407	Perikatan	..	1,142
										Aziz Ibrahim	(PER.) (ALL)	..	3,761		<i>Alliance</i>		
S. 14	BALIK PULAU	7,641	6,301	82.5	351	Abdul Rahman bin Haji Yunus	(P.R.)	..	2,390	157	Perikatan	..	7%
										Mohd. Yusof bin Abdul Latiff	(PER.) (ALL)	..	2,233		<i>Alliance</i>		
										Tan Jit Seng	(BEBAS) (IND.)	..	1,327				
S. 15	BAYAN LEPAS	10,815	8,873	82.0	573	Ismail bin Hashim	(PER.) (ALL)	..	3,783	892	Perikatan	..	3,203
										Shaik Ahmad bin Mohamed Ainajaree	(G.R.M.)	..	2,891		<i>Alliance</i>		
										Haji Yusof bin Haji Abdullah	(P.A.S.) (P.M.I.P.)	..	1,626				
S. 16	KOTA	11,057	8,246	74.6	233	Lim Chong Eu	(G.R.M.)	..	6,308	4,865	P.D.B. U.D.P.	..	1,128
										Khaw Kok Chwee	(PER.) (ALL)	..	1,443				
										Khoo Yat See	(P.K.R.) (P.P.P.)	..	262				
S. 17	TANJONG TENGAH	12,249	9,988	81.5	344	Tan Gim Kwa	(G.R.M.)	..	7,435	5,546	P.D.B. U.D.P.	..	479
										Mah Cheok Tat	(PER.) (ALL)	..	1,889				
										Teh Geok Kooi	(P.K.R.) (P.P.P.)	..	320				
S. 18	TANJONG UTARA	10,441	7,897	75.6	290	Khoo Kay Por	(G.R.M.)	..	5,878	4,310	P.D.B. U.D.P.	..	221
										Lam Wu Chong	(PER.) (ALL)	..	1,568				
										Cheah Cheng Keat	(P.K.R.) (P.P.P.)	..	161				
S. 19	TANJONG BARAT	8,994	7,202	80.1	279	Teh Ewe Lim..	(G.R.M.)	..	5,879	4,835	P.D.B. U.D.P.	..	1,140
										Oon Hoot Ewe	(PER.) (ALL)	..	1,044				
S. 20	SUNGEI PINANG	11,769	8,811	74.9	387	Chelliah all Poosary	(G.R.M.)	..	5,099	1,774	Perikatan	..	1,116
										Amalads Ponnusamy	(PER.) (ALL)	..	3,325		<i>Alliance</i>		
S. 21	TANJONG SELATAN	10,290	7,906	76.8	466	Wong Choong Woh	(G.R.M.)	..	6,341	5,242	F.S. S.F.	..	1,723
										Teh Cheng Lim	(PER.) (ALL)	..	1,099				

LAMPIRAN C—(samb.)
APPENDIX—(cont.)

PILEHANRAYA² NEGERI, 1969—(samb.)
STATE ELECTIONS, 1969—(cont.)

KEPUTUSAN PILEHANRAYA² BAHAGIAN²-PILEHANRAYA NEGERI—(samb.)
ELECTION RESULTS BY STATE CONSTITUENCIES—(cont.)

Bahagian-pilehanraya Constituency	Jumlah Pemilih Total Electorate	Kertas Undi Di- keluarkan Ballot Papers Issued	Peratus Undian Yaitu Per- centage	Undi Di-tolak Voted Rejected	Nama ² Chalun Names of Candidates	Undi yang di-dapati Votes Polled	Majoriti Majority	Majoriti Pilehanraya 1964 Majority 1964 Elections		
PULAU PINANG—(samb.)										
S. 22 MUDA	12,014	10,010	83.3	718	Haji Ismail bin Che Chik Said bin Taib Arshad bin Ahmad	(PER.) (ALL.) (P.A.S.) (P.M.I.P.) (G.R.M.)	4,611 3,902 779	709	Perikatan Alliance	4,273
S. 23 KEPALA BATAS	10,029	8,253	82.3	502	Haji Ahmad bin Haji A. Fahin (Haji Ahmad bin Haji Abdullah) Yahya bin Hassan Abdul Mulok bin Abu Bakar	(PER.) (ALL.) (P.A.S.) (P.M.I.P.) (G.R.M.)	3,858 2,938 955	920	Perikatan Alliance	2,969
S. 24 TASEK GLUGOR	10,326	8,158	79.0	860	Mustapha bin Hussain Ahmed Khir alias Ahmad bin Haji Jamil	(G.R.M.) (PER.) (ALL.)	3,746 3,552	194	Perikatan Alliance	2,954
PERAK										
S. 1 GRIK	13,008	10,170	78.2	935	Wan Mohamed bin Wan Teh Haji Md. Arif bin Yaacob	(PER.) (ALL.) (P.A.S.) (P.M.I.P.)	6,687 2,548	4,139	Perikatan Alliance	3,399
S. 2 LENGGONG	13,676	10,689	78.2	524	Ahmad bin Said Muad bin Pandak	(PER.) (ALL.) (P.A.S.) (P.M.I.P.)	7,396 2,769	4,627	Perikatan Alliance	4,854

S. 3	SELAMA	75.1	722	Dato' Haji Hussein bin Haji Yaacob	(PER.) (ALL.)	..	7,384	4,177	Perikatan Alliance	5,196		
								Ahmad bin Yusoh	(P.A.S.) (P.M.I.P.)	..	3,207					
								Zainal Abidin bin Haji Awang Che Mas	(BEBAS) (IND.)	..	384					
S. 4	LARUT	16,091	11,372	70.7	791	Dato' Haji Kamaruddin bin Mat Isa	(PER.) (ALL.)	..	7,382	4,183	Perikatan .. Alliance	5,693
								Haji Nordin Haji Abdullah	(P.A.S.) (P.M.I.P.)	..	3,199					
S. 5	PARIT BUNTAR	14,086	10,600	75.3	591	Hajjah Halimah binti Haji Abdul Raof	(PER.) (ALL.)	..	5,124	239	Perikatan .. Alliance	1,106
								Kurnain bin Haji Ahmad	(P.A.S.) (P.M.I.P.)	..	4,885					
S. 6	KUALA KURAU	16,399	12,365	75.4	781	Ismail bin Abdul Rauf	(PER.) (ALL.)	..	5,826	68	Perikatan .. Alliance	1,378
								Saari bin Mohd. Zain	(P.A.S.) (P.M.I.P.)	..	5,758					
S. 7	BAGAN SERAI	14,961	10,772	72.0	1,053	Masud bin Untoi	(PER.) (ALL.)	..	6,405	3,091	Perikatan .. Alliance	3,547
								Ustaz Abdul Wahab bin Haji Md. Noor	(P.A.S.) (P.M.I.P.)	..	3,314					
S. 8	GUNONG SEMANGGOL	14,546	11,155	76.7	797	Ahmad bin Haji Yusof	(PER.) (ALL.)	..	5,679	1,000	Perikatan .. Alliance	1,714
								Baharuddin bin Haji Abd. Latif	(P.A.S.) (P.M.I.P.)	..	4,679					
S. 9	TAIPING	21,944	15,325	69.8	1,163	Lim Eng Chuan	(G.R.M.)	..	9,733	5,304	Perikatan .. Alliance	3,297
								Goh Chok Sam	(PER.) (ALL.)	..	4,429					
S. 10	MATANG	25,528	17,348	68.0	1,304	Ang Chin Wah	(G.R.M.)	..	6,189	386	Perikatan .. Alliance	6,802
								Wan Othman bin Wan Omar	(PER.) (ALL.)	..	5,803					
								Haji Mohamed Tahir bin Haji Abdul Rauf	(P.A.S.) (P.M.I.P.)	..	4,052					
S. 11	SUNGEI MANIK	8,836	6,437	72.8	697	Mohamad Yahya <i>alias</i> Yahya Shubban bin Haji Harun	(PER.) (ALL.)	..	3,211	682	Perikatan .. Alliance	1,224
								Abdul Latif bin Nasain	(P.A.S.) (P.M.I.P.)	..	2,529					
S. 12	BANDAR	8,869	6,580	74.2	610	Haji Ahmad Razali bin Haji Mohamed	(PER.) (ALL.)	..	3,598	226	Perikatan .. Alliance	2,934
								Abdul Razak bin Haji Matamin	(P.A.S.) (P.M.I.P.)	..	2,372					

LAMPIRAN C—(samb.)
APPENDIX—(cont.)

PILEHANRAYA² NEGERI, 1969—(samb.)
STATE ELECTIONS, 1969—(cont.)

KEPUTUSAN PILEHANRAYA² BAHAGIAN² PILEHANRAYA NEGERI—(samb.)
ELECTION RESULTS BY STATE CONSTITUENCIES—(cont.)

Bahagian-pilehanraya Constituency	Jumlah Pemilih Total Electorate	Kertas Undi Di- Keluarkan Ballot Papers Issued	Peratus Undian Voting Per- centage	Undi Di-tolak Votes Rejected	Nama ² Chalun Names of Candidates	Undi yang di-dapati Votes Polled	Majoriti Majority	Majoriti Pilehanraya 1964 Majority 1964 Elections
PERAK—(samb.)								
S. 13 SENGANG	16,266	11,171	68.7	998	Haji Abdullah bin Haji Abdul Raof (PER.) Haji Zakaria bin Md. Dehor .. (P.A.S.) (P.M.I.P.)	5,958 4,215	1,743	Perikatan .. Alliance 3,172
S. 14 PADANG RENGAS	16,801	12,064	71.8	1,088	Shafie bin Mat Saman (PER.) Haji Abd. Samad bin Haji Noh .. (P.A.S.) (P.M.I.P.)	5,876 5,100	776	Perikatan .. Alliance 3,162
S. 15 KARAI	9,641	7,049	73.1	403	Mohd. Ali Zaini bin Haji Mohamad Zain (PER.) Mohd. Sabri bin Haji Abdul Rani .. (P.K.R.) (P.P.P.) Zabidin bin Haji Abd. Rahman .. (P.A.S.) (P.M.I.P.)	3,921 1,667 1,058	2,254	Perikatan .. Alliance 3,320
S. 16 JALONG	12,061	9,484	78.6	446	R. C. Mahadeva Rayan (P.K.R.) Teh Hin Chong (PER.) Ahmad Zawazi bin Ibrahim .. (P.A.S.) (P.M.I.P.)	5,339 3,389 310	1,950	Perikatan .. Alliance 2,819
S. 17 BLANJA	14,386	10,699	74.4	723	Hisan bin Ibrahim (PER.) Abdul Aziz bin Haji Abd. Latif .. (P.A.S.) (P.M.I.P.)	5,347 4,629	718	Perikatan .. Alliance 3,907
S. 18 KAMPONG GAJAH	10,882	8,153	74.9	565	Mahmud bin Zainal Abidin .. (P.A.S.) Ahmad Alias bin Mohd. Aliff .. (PER.) (ALL.)	4,262 3,326	936	Perikatan .. Alliance 1,636

S. 19	PENKALAN BHARU	13,659	9,787	71.7	1,458	Haji Ishak bin Haji Mahmud	..	(PER.) (ALL.)	..	4,689	1,042	Perikatan Alliance	3,090
								Abdul Aziz bin Haji Hashim	..	(P.A.S.) (P.M.I.P.)	..	3,640			
S. 20	AYER TAWAR	15,762	11,486	72.9	816	Su Liang Yu	..	(P.K.R.) (P.P.P.)	..	5,682	1,826	Perikatan Alliance	1,504
								Ng Kuok Thai	..	(PER.) (ALL.)	..	3,856			
								Mohd. Rus bin Jaafar	..	(P.A.S.) (P.M.I.P.)	..	1,132			
S. 21	LEKIR	12,546	9,493	75.7	643	Yeoh Eng Chai	..	(P.T.D.) (D.A.P.)	..	4,940	1,030	Perikatan Alliance	2,322
								Wong Bing Ang	..	(PER.) (ALL.)	..	3,910			
S. 22	LUMUT	15,384	10,996	71.5	596	Phung Teik Hua	..	(P.T.D.) (D.A.P.)	..	6,119	1,838	Perikatan Alliance	1,441
								Wong Ting Seng	..	(PER.) (ALL.)	..	4,281			
S. 23	PEKAN LAMA	19,945	14,422	72.3	604	Khong Kok Yat	..	(P.K.R.) (P.P.P.)	..	11,259	8,700	P.K.R. P.P.P.	3,138
								Choo Joo Keat	..	(PER.) (ALL.)	..	2,559			
S. 24	PEKAN BHARU	20,773	15,617	75.2	648	Chan Yoon Onn	..	(P.K.R.) (P.P.P.)	..	12,281	9,593	P.K.R. P.P.P.	2,489
								Lim Keng Yaik <i>alias</i> Lim Kheng Heang	..	(PER.) (ALL.)	..	2,688			
S. 25	PASIR PUTEH	26,223	19,115	72.9	823	Foo Kuan Sze	..	(P.K.R.) (P.P.P.)	..	14,288	10,284	P.K.R. P.P.P.	3,582
								Khoo Soo Cheng	..	(PER.) (ALL.)	..	4,004			
S. 26	KUALA PARI	25,690	18,029	70.2	832	Seenivasagam, Sri Padhmaraja	..	(P.K.R.) (P.P.P.)	..	14,231	11,265	P.K.R. P.P.P.	6,265
								Ang Liang Sim	..	(PER.) (ALL.)	..	2,966			
S. 27	CHEMOR	13,511	10,373	76.8	610	Thean Moi Tuck	..	(P.K.R.) (P.P.P.)	..	5,695	1,627	Perikatan Alliance	603
								Ng Sin Yoon	..	(PER.) (ALL.)	..	4,068			
S. 28	SUNGEI RAIA	10,964	8,720	79.5	519	Samsudin bin Hurun	..	(P.K.R.) (P.P.P.)	..	4,801	1,401	Perikatan Alliance	176
								Yeoh Kian Teik	..	(PER.) (ALL.)	..	3,400			

LAMPIRAN C—(samb.)
APPENDIX—(cont.)

PILEHANRAYA² NEGERI, 1969—(samb.)
STATE ELECTIONS, 1969—(cont.)

KEPUTUSAN PILEHANRAYA² BAHAGIAN²-PILEHANRAYA NEGERI—(samb.)
ELECTION RESULTS BY STATE CONSTITUENCIES—(cont.)

Bahagian-pilehanraya <i>Constituency</i>	Jumlah Pemilih Total <i>Electorate</i>	Kertas Undi Di- Keluarkan Ballot Papers Issued	Peratus Undian yang Per- centage Rejected	Undi Di-tolak Votes Rejected	Nama ² Calon <i>Names of Candidates</i>	Undi yang di-dapati Votes Polled	Majoriti Majority	Majoriti Pilehanraya 1964 Majority 1964 <i>Elections</i>	
PERAK—(samb.)									
S. 29 TANJONG TUALANG	10,016	8,139	81.3	377	Lim Cho Heck Cheong Kai Choong Adnan bin Mohd. Hashim	(P.T.D.) (D.A.P.) (PER.) (ALL.) (P.A.S.) (P.M.I.P.)	3,915 432	Perikatan Alliance	1,161
S. 30 PUSING	17,065	12,961	76.0	869	Yap Boon En Cheah Thin Soo	(P.K.R.) (P.P.P.) (PER.) (ALL.)	8,023 3,954	P.K.R. P.P.P.	205
S. 31 GOPENG	17,515	13,200	75.4	995	Jaya Ramachandran all Suppiah Choy Chooi Yooi Ismail bin Musa	(P.K.R.) (P.P.P.) (PER.) (ALL.) (P.A.S.) (P.M.I.P.)	6,008 1,825	Perikatan Alliance	3,703
S. 32 KUALA DIPANG	23,012	17,554	76.3	827	Chan Heng Woh Oh Kay Seng Hassan bin Idris	(P.T.D.) (D.A.P.) (PER.) (ALL.) (P.A.S.) (P.M.I.P.)	10,469 5,374 884	Perikatan Alliance	1,071
S. 33 BIDOR	12,308	9,007	73.2	884	Chin Kee Seong V. Ponnusamy Pillai M. Isa bin Nadi	(P.K.R.) (P.P.P.) (PER.) (ALL.) (P.A.S.) (P.M.I.P.)	4,401 1,278	Perikatan Alliance	2,145

LAMPIRAN C—(samb.)

APPENDIX—(cont.)

PILEHANRAYA² NEGERI, 1969—(samb.)
STATE ELECTIONS, 1969—(cont.)

KEPUTUSAN PILEHANRAYA² BAHAGIAN²-PILEHANRAYA NEGERI—(samb.)
ELECTION RESULTS BY STATE CONSTITUENCIES—(csnt.)

06

Bahagian-pilehanraya Constituency	Jumlah Pemilih Total Electorate	Kertas Undi Di- Keluarkan Ballot Papers Issued	Peratus Undian Voting Per- centage	Undi Di-tolak Votes Rejected	Nama ² Chalun Names of Candidates	Undi yang di-dapati Votes Polled	Majoriti Majority	Majoriti Pilehanraya 1964 Majority 1964 Elections	
PAHANG—(samb.)									
S. 3 BANDAR RAUB	7,390	5,431	73.8	147	Loke Kwok Kbeong.. .. . Cheong Hoy Cheng	(PER.) (ALL.) (BEBAS) (IND.)	3,421 1,555	Perikatan Alliance	968
S. 4 TRAS	7,203	5,422	75.3	78	Tengku Mustapha bin Tengku Seti.. Cheam Tat Boon Abdullah bin Lisi	(PER.) (ALL.) (BEBAS) (IND.) (P.R.)	2,678 323 2,355 311	Perikatan Alliance	1,283
S. 5 SABAI	7,395	5,564	75.2	114	Abu Bakar bin Haji Ahmad Toh Wai Theng	(PER.) (ALL.) (BEBAS) (IND.)	3,343 1,236 2,107	Perikatan Alliance	2,037
S. 6 BANDAR BENTONG.. .. .	5,924	4,617	77.9	118	Chow Seng Toong Ng Seh Hing	(PER.) (ALL.) (BEBAS) (IND.)	2,329 159 2,170	Perikatan Alliance	1,523
S. 7 BENUS	5,832	4,705	80.7	134	Lo Chiew Chuen Chow Chee Sang	(BEBAS) (IND.) (PER.) (ALL.)	2,291 11 2,280	Perikatan Alliance	864
S. 8 MENTEKAB	9,036	6,129	67.8	136	Syed Abdullah bin Syed Ali.. Mohamed bin Ya'akub Abmad bin Hussin	(PER.) (ALL.) (P.R.) (P.A.S.) (P.M.I.P.)	3,416 1,819 1,597 980	Perikatan Alliance	1,016

S. 9	TANAH PUTEH	7,063	4,664	66.0	287	Sivasubramaniam a/l Sivasambandan	(P.R.)	..	2,235	584	Perikatan Alliance	..	T.B. UNC.
								Chan Kwang Chek	(PER.) (ALL.)	..	1,651				
								Sheikh Hussin bin Sheikh Long	(P.A.S.) (P.M.I.P.)	..	491				
S. 10	TELOK SISEK	8,607	5,257	61.1	580	Mahimon binti Harun	(PER.) (ALL.)	..	2,077	533	Perikatan Alliance		2,123
								Abdul Karim bin Hussin	(BEBAS) (IND.)	..	1,544				
								Bahaman bin Saleh	(P.A.S.) (P.M.I.P.)	..	1,056				
S. 11	BESERAH	6,267	4,742	75.7	491	Haji A. Aziz bin Ahmad	(PER.) (ALL.)	..	2,945	1,639	Perikatan Alliance		2,249
								Bidin bin Aris	(P.A.S.) (P.M.I.P.)	..	1,306				
S. 12	ULU KUANTAN	8,217	6,065	73.8	472	Mohd. Ramli bin Ismail <i>alias</i> Dzulkifli bin Ismail	(P.R.)	..	2,250	68	Perikatan Alliance		846
								Zainuddin bin Haji Ahmad	(PER.) (ALL.)	..	2,182				
								Wan Ahmad bin Wan Abd. Hamid	(P.A.S.) (P.M.I.P.)	..	1,161				
S. 13	KUALA PAHANG	—	—	—	—	Mohammad bin Jusoh	(PER.) (ALL.)	..	T.B. UNC.	—	Perikatan Alliance		3,258
S. 14	PAHANG TUA	—	—	—	—	M. Mokhtar bin Haji M. Daud	(PER.) (ALL.)	..	T.B. UNC.	—	Perikatan Alliance		3,595
S. 15	ROMPIN	—	—	—	—	Ibrahim bin Arsad	(PER.) (ALL.)	..	T.B. UNC.	—	Perikatan Alliance		2,794
S. 16	CHENOR	7,156	5,101	71.3	672	Wan Ahmad Tajuddin bin Wan	(PER.) (ALL.)	..	2,318	488	Perikatan Alliance		1,105
								Syed Abdul Rahman bin Syed Mansor	(P.A.S.) (P.M.I.P.)	..	1,830				
								Din bin Md. Saad	(P.R.)	..	281				
S. 17	TRIANG	8,066	5,532	68.6	456	Lum Wah Kum <i>alias</i> Lum BanK.oe	(PER.) (ALL.)	..	2,464	736	Perikatan Alliance		1,549
								Kong Seng Sai	(P.T.D.) (D.A.P.)	..	1,728				
								Mohamad bin Haji Awang	(P.A.S.) (P.M.I.P.)	..	560				
								Ab. Aziz bin Ali	(P.R.)	..	320				

LAMPIRAN C—(samb.)
APPENDIX—(cont.)

PILEHANRAYA² NEGERI, 1969—(samb.)
STATE ELECTIONS, 1969—(cont.)

KEPUTUSAN PILEHANRAYA² BAHAGIAN²-PILEHANRAYA NEGERI—(samb.)
ELECTION RESULTS BY STATE *CONSTITUENCIES*—(cont.)

Bahagian-pilehanraya Constituency	Jumlah Pemilih Total Electorate	Kertas Undi Di- keluarkan Ballot Papers Issued	Peratus Undian Voting Per- centage	Undi Di-tolak Votes Rejected	Nama ² Calon Names of Candidates	Undi yang di-dapati Votes Polled	Majoriti Majority	Majoriti Pilehanraya 1964 Majority 1964 <i>Elections</i>
PAHANG—(samb.)								
S. 18 KUALA SEMANTAN.. ..	5,771	4,104	71.1	291	Awang Ngah bin Tok Muda Ibrahim Zulkifly bin Mat Amin Abdul Moin bin Mohd. Taib	(PER.) .. 1,873 (ALL.) .. 1,276 (P.R.) .. 657 (P.A.S.) (P.M.I.P.)	597	Perikatan Alliance .. 352
S. 19 JENDERAK	6,451	4,519	70.1	488	Mohamad Yusoff bin Haji Long Mohd. Dahan bin Haji Idin Haji Ismail bin Haji Ibrahim	(PER.) .. 2,526 (ALL.) .. 1,241 (P.A.S.) (P.M.I.P.) (P.R.) .. 264	1,285	Pwikatan Alliance .. 1,336
S. 20 SANGGANG	5,622	4,404	78.3	341	Tan Sri Haji Yahya bin Haji Mohd. Seh Harun bin Tamjis Sanusi bin Haji Abas	(PER.) .. 2,179 (ALL.) .. 1,193 (P.A.S.) (P.M.I.P.) (P.R.) .. 667	986	Perikatan Alliance .. 1,151
S. 21 JELAI	6,793	5,273	77.6	550	W. A. Rahman bin W. Ibrahim Kasim bin Yahya Wahab bin Ismail	(PER.) .. 2,846 (ALL.) .. 1,578 (P.A.S.) (P.M.I.P.) (P.R.) .. 299	1,268	Perikatan <i>Alliance</i> .. 2,312
S. 22 KUALA LIPIS	4,964	4,102	82.6	441	Ong Seong Seung Abdul Rahim bin Mohd. Noh	(PER.) .. 2,363 (ALL.) .. 1,298 (P.R.) ..	1,065	Perikatan Alliance .. 2,514
S. 23 TANJONG BESAR	10,151	7,416	73.1	982	Abu Samah bin Idris Abd. Rahmsn bir Imam Abu	(PER.) .. 4,457 (ALL.) .. 1,977 (P.A.S.) (P.M.I.P.)	2,480	Perikatan <i>Alliance</i> .. 4,282

S. 24	JERANTUT	9,482	6,606	69.7	824	Mohamed Khairuddin bin Mohd. Kawi A. Wahab bin Imam Sulong ..	(PER.) (ALL.) (P.A.S.) (P.M.I.P.)	3,805	1,828	Perikatan Alliance	..	2,050	
SELANGOR																			
S. 1	TANJONG KARANG	17,344	11,981	69.1	1,423	Kamarusaman bin Ahmad .. Adnan bin Haji Hashim ..	(PER.) (ALL.) (P.A.S.) (P.M.I.P.)	6,096	1,634	Perikatan Alliance	..	2,431	
S. 2	KUALA SELANGOR PEKAN	13,723	10,424	76.0	882	N. S. Maniam .. Nadarasa alias Nadaraja .. Ismail bin Amil ..	(PER.) (ALL.) (G.R.M.) (P.A.S.) (P.M.I.P.)	4,215	817	Perikatan Alliance	..	4,362	
S. 3	KEPONG	30,401	20,804	68.4	1,203	Dr Tan Chee Khoon .. Lee Kim Sai ..	(G.R.M.) (PER.) (ALL.)	13,310	7,019	F.S. S.F.	..	2	
S. 4	PENCHALA	19,780	11,921	60.3	797	Hor Cheok alias Ho Cheuk Fuen .. Dato' Lim Jew Siang ..	(P.T.D.) (D.A.P.) (PER.) (ALL.)	8,389	5,654	Perikatan Alliance	..	171	
S. 5	JERAM	12,727	9,600	75.4	1,080	Hussain Abdullah .. Jarmani bin Md. Umar ..	(PER.) (ALL.) (P.A.S.) (P.M.I.P.)	5,153	1,786	Perikatan Alliance	..	3,181	
S. 6	SEMENTA	13,641	9,523	69.8	682	Chua Kow Eng .. Wong Tai Mooi .. Haji Norhadi Haji Hassan Ali	(P.T.D.) (D.A.P.) (PER.) (ALL.) (P.A.S.) (P.M.I.P.)	4,664	1,605	Perikatan Alliance	..	1,025	
S. 7	SERENDAH	13,929	9,564	68.7	840	Ganga Nayar .. Lim Cy Howe ..	(G.R.M.) (PER.) (ALL.)	4,504	284	Perikatan Alliance	..	1,834	
S. 8	KUANG	10,836	7,947	73.3	611	Chou Yew Koh .. Oon Seng Lee .. Mohd. Yusuf bin Ma'aya ..	(G.R.M.) (PER.) (ALL.) (P.A.S.) (P.M.I.P.)	3,119	31	Perikatan Alliance	..	2,485	

LAMPIRAN C—(samb.)
APPENDIX—(cont.)

PILEHANRAYA² NEGERI, 1969—(samb.)
STATE ELECTIONS, 1969—(cont.)

KEPUTUSAN PILEHANRAYA² BAHAGIAN²-PILEHANRAYA NEGERI—(samb.)
ELECTION RESULTS BY STATE *CONSTITUENCIES*—(cont.)

Bahagian-pilihanraya Constituency	Jumlah Pemilih Total Electorate	Kertas Undi Di- Keluarkan Ballot Papers Issued	Peratus Undian <i>Voting</i> <i>Per-</i> <i>centage</i>	Undi Di-tolak Votes Rejected	Nama ² Chalun Names of <i>Candidate</i> s	Undi yang di-dapati Votes Polled	Majoriti Majority	Majoriti Pilihanraya 1964 Majority 1964 Elections
SELANGOR—(samb.)								
S. 9 KAJANG	14,830	10,075	67.9	701	Mohd. Nazir bin Haji Abdul Jalil .. (PER.) (ALL.) ..	5,022	670	Perikatan .. 3,591
					Loh Chee Foom (G.R.M.) ..	4,352		
S. 10 SEMENYIH	8,312	6,295	75.7	552	Salmah binti Haji Mohd. Salleh .. (PER.) (ALL.) ..	3,102	461	Perikatan .. 2,300
					Tang Kun Kek (G.R.M.) ..	2,641		
S. 11 AMPANG	31,899	18,913	59.3	1,118.	Wong Swee Oy (P.T.D.) (D.A.P.) ..	7,634	1,033	Perikatan .. 3,145
					Muhyeeddin Zakaria (PER.) (ALL.) ..	6,601		
					Yunus Haji Yatimi (P.A.S.) (P.M.I.P.) ..	3,560		
S. 12 SENTUL	26,070	14,323	54.9	657	Lee Bong Cheang (P.T.D.) (D.A.P.) ..	8,424	3,182	Perikatan .. 1,443
					Dr P. T. Arasu (PER.) (ALL.) ..	5,242		
S. 13 PANTAI	36,961	23,172	62.7	967	V. David (G.R.M.) ..	16,117	10,029	F.S. .. 360
					Dr C. K. Cheah (PER.) (ALL.) ..	6,088		
S. 14 SALAK	44,125	25,686	58.2	1,210	Goh Hock Guan (P.T.D.) (D.A.P.) ..	20,335	16,194	F.S. .. 1,586
					Seow Yu Boon (PER.) (ALL.) ..	4,141		

S. 15	BUKIT NANAS	34,965	19,524	55.8	1,659	Lee Lam Thye	(P.T.D.) (D.A.P.)	..	13,275	8,685	Perikatan Alliance	..	574
									Loong Foong Beng	(PER.) (ALL.)	..	4,590				
S. 16	KAMPONG BAHRU	15,666	9,445	60.3	392	Haji Ahmad Razali	(PER.) (ALL.)	..	3,805	253	Perikatan Alliance	..	2,297
									Mohamed bin Mohamed Soom	(G.R.M.)	..	3,552				
									Muhammad bin Haniff	(P.A.S.) (P.M.I.P.)	..	1,696				
S. 17	SERDANG	28,395	20,057	70.1	903	Yap Piau Hon	(P.T.D.) (D.A.P.)	..	11,234	3,314	F.S. S.F.	..	1,786
									Thuan Paik Phok	(PER.) (ALL.)	..	7,920				
S. 18	BUKIT RAJA	12,736	8,703	68.3	488	K. Ramasen	(P.T.D.) (D.A.P.)	..	4,773	1,331	Perikatan Alliance	..	1,886
									S. S. Murugesu	(PER.) (ALL.)	..	3,442				
S. 19	PORT SWETTENHAM	16,700	10,665	63.9	505	Raja Zulkifli bin Raja Borhan	(PER.) (ALL.)	..	5,265	370	Perikatan Alliance	..	3,360
									Mohd. Hussain Sukor	(P.T.D.) (D.A.P.)	..	4,895				
S. 20	KAMPONG JAWA	17,535	12,686	72.3	1,194	Lim Thian Kheng	(P.T.D.) (D.A.P.)	..	5,860	580	Perikatan Alliance	..	1,713
									Dato' Cheong Jin Hoe	(PER.) (ALL.)	..	5,280				
									S. P. Sarathy	(BEBAS) (IND.)	..	352				
S. 21	TELOK DATOH	12,523	8,849	70.7	1,294	Hormat Rafei	(PER.) (ALL.)	..	4,730	1,905	Perikatan Alliance	..	2,991
									Tanawi bin Haji Dahlan	(P.A.S.) (P.M.I.P.)	..	2,825				
S. 22	MORIB	12,450	9,081	72.9	1,121	Dato' Haji Harun	(PER.) (ALL.)	..	5,038	2,116	Perikatan Alliance	..	1,937
									Mohd. Shahid Arshad	(P.A.S.) (P.M.I.P.)	..	2,922				
S. 23	DENGKIL	—	—	—	—	Haji Mohd. Suhaimi bin Dato' Haji Kamaruddin	(PER.) (ALL.)	..	T.B. UNC.	—	Perikatan Alliance	..	2,299
S. 24	SUNGEI RAWANG	10,197	8,126	79.7	573	Lim Tuan Siong	(BEBAS) (IND.)	..	3,564	417	Perikatan Alliance	..	979
									Shim Kim Siang	(PER.) (ALL.)	..	3,147				
									Ibrahim bin Mat Saman	(P.A.S.) (P.M.I.P.)	..	842				
S. 25	SABAK	13,752	9,682	70.4	1,069	Lope Salleh bin Haji Zainal Abidin	(PER.) (ALL.)	..	6,284	3,955	Perikatan Alliance	..	5,424
									Khalil bin Ahmad Sumeri	(P.A.S.) (P.M.I.P.)	..	2,329				

LAMPIRAN C—(samb.)
APPENDIX—(cont.)

PILEHANRAYA² NEGERI, 1969—(samb.)
STATE ELECTIONS, 1969—(cont.)

KEPUTUSAN PILEHANRAYA² BAHAGIAN²-PILEHANRAYA NEGERI—(samb.)
ELECTION RESULTS BY STATE *CONSTITUENCIES*—(cont.)

Bahagian-pilehanraya Constituency	Jumlah Pemilih Total Electorate	Kertas Undi Di- Keluarkan Ballot Papers Issued	Peratus Undian Voicing Per- centage	Undi Di-tolak Votes Rejected	Nama ² Chalun Names of Candidates	Undi yang di-dapati Votes Polled	Majoriti Majority	Majoriti Pilehanraya 1964 Majority 1964 Elections
SELANGOR—(samb.)								
S. 26 SUNGAI BESAR	15,793	10,558	66.9	1,247	Taiban bin Hassan Hassan Shukri	(PER.) (ALL.) .. 5,787 (P.A.S.) (P.M.I.P.) .. 3,524	2,263	Perikatan .. 2,213 Alliance
S. 27 ULU BERNAM	11,207	8,365	74.6	666	Shoib bin Haji Ahmad Lamsah bin Haji Azhari ..	(PER.) (ALL.) .. 4,569 (P.T.D.) (D.A.P.) .. 3,130	1,439	Perikatan .. 2,859 Alliance
28 KUALA KUBU	9,638	7,481	77.6	558	Chan Keong Hon Liong Ah Nai	(PER.) (ALL.) .. 3,520 (P.T.D.) (D.A.P.) .. 3,403	117	Perikatan .. 1,423 Alliance
NEGERI SEMBILAN								
S. 1 SRI MENANTI	7,145	5,480	76.7	366	Mansor bin Othman Tunku Abdul Rahim bin Tunku Muda Chik	(PER.) (ALL.) .. 3,450 (P.A.S.) (P.M.I.P.) .. 1,664	1,786	Perikatan .. 3,616 Alliance
S. 2 JOHOL	6,165	4,774	77.4	402	Sapiah binti Talib Ismail Abdul Tahat alias Ismail bin Tahar	(PER.) (ALL.) .. 2,800 (P.A.S.) (P.M.I.P.) .. 1,572	1,228	Perikatan .. 1,451 Alliance
S. 3 ULU MUAR	6,792	5,469	80.5	447	Abd. Kadir bin Abdullah Abdul Aziz bin Haji Mohd. Yunus .. Mohamad bin Zainalabidin ..	(PER.) (ALL.) .. 3,232 (P.A.S.) (P.M.I.P.) .. 1,406 (BEBAS) (IND.) .. 384	1,826	Perikatan .. 2,185 Alliance

S. 4	PILAH	7,016	5,454	77.7	358	M. Idris bin Matsil	(PER.)	1,912	6	Perikatan Alliance	1,586
									Chai Tak Ham <i>alias</i> Chai Tak Han ..	(ALL.)	1,906			
									Md. Zainol bin Yatim	(P.T.D.)	818			
									Mustapha bin Mohamad	(D.A.P.)	460			
S. 5	RANTAU	6,622	5,052	76.3	256	S. V. Veloo (Veloo a/l Saminathan)	(BEBAS)	2,651	609	Perikatan	1,945
									Mohd. Snariff bin Haji Harun ..	(IND.)	2,042			
									Chan Ah Sui	(P.A.S.)	103			
										(P.M.I.P.)				
S. 6	SUNGEI UJONG	15,934	11,014	69.1	543	Liew Ah Kim	(P.C.M.B.)	5,946	2,830	Perikatan Alliance	1,723
									Lee Boon Peng	(U.M.C.O.)	3,116			
									Mohd. Tahir bin Abu	(P.T.D.)	1,007			
									Chin See Yin	(D.A.P.)	402			
S. 7	RAHANG	9,666	7,141	73.9	252	Chen Man Hin	(PER.)	4,850	3,145	Perikatan Alliance	1,541
									Low Loo Toh <i>alias</i> Lau Oh Toh ..	(ALL.)	1,705			
									Tan Kee Jon	(P.C.M.B.)	334			
										(U.M.C.O.)				
S. 8	TERENTANG..	5,777	4,221	73.1	169	Haji Redza bin Haji Mohd. Said ..	(P.A.S.)	2,830	1,608	Perikatan Alliance	718
									Mohd. Yusof bin Haji Ibrahim ..	(P.M.I.P.)	1,222			
S. 9	KOTA	6,234	5,071	81.3	114	Dahalan bin Aman	(PER.)	3,291	1,625	Perikatan Alliance	2,056
									Mahat bin Haji Ishak	(ALL.)	1,666			
										(P.A.S.)				
										(P.M.I.P.)				
S. 10	TAMPIN	—	—	—	—	Md. Taha bin Abd. Talib	(PER.)	T.B. VNC.	—	Perikatan	1,878
										(ALL.)				
S. 11	GEMAS	7,112	5,266	74.0	75	Lim Heng Seng	(PER.)	3,682	2,173	Perikatan Alliance	1,275
									Tan Ah Kau	(ALL.)	1,509			
										(P.T.D.)				
										(D.A.P.)				

LAMPIRAN C—(samb.)
APPENDIX—(cont.)

PILEHANRAYA² NEGERI, 1969—(samb.)
STATE ELECTIONS, 1969—(cont.)

KEPUTUSAN PILEHANRAYA² BAHAGIAN²-PILEHANRAYA NEGERI—(samb.)
ELECTION RESULTS BY STATE CONSTITUENCIES—(cont.)

Bahagian-pilehanraya Constituency	Jumlah Pemilih Total Electorate	Kertas Undi Di- kejuarkan Ballot Papers Issued	Peratus Undian Voting Per- centage	Undi Di-tolak Votes Rejected	Nama ² Calon Names of Candidates	Undi yang di-dapati Votes Polled	Majoriti Majority	Majoriti Pilehanraya 1964 Majority 1964 Elections
NEGERI SEMBILAN—(samb.)								
S. 12 JIMAH	5,874	4,335	73.8	198	Oh Keng Seng (P.T.D.) (D.A.P.)	2,339	897	Perikatan .. 263 <i>Alliance</i>
					Cheah Yen Kwee (PER.) (ALL.)	1,442		
					Bawon bin Wongsoajo (P.A.S.) (P.M.I.P.)	304		
					Chan Moon Thong (P.C.M.B.) (U.M.C.O.)	52		
S. 13 LUKUT	3,556	2,487	69.9	108	Chin Chan Sung (P.T.D.) (D.A.P.)	1,340	448	Perikatan .. 1,008 <i>Alliance</i>
					Lee Tee Siong (PER.) (ALL.)	892		
					Rajaratnam a/l Chellapah (BEBAS) (IND.)	110		
					Lee Ke Kiong (P.C.M.B.) (U.M.C.O.)	37		
S. 14 SI-RUSA	7,987	5,507	68.9	209	Haji Hassan bin Haji Ahmad (P.T.D.) (D.A.P.)	2,486	230	Perikatan .. 1,044 <i>Alliance</i>
					Samad bin Said (PER.) (ALL.)	2,256		
					Ishak bin Mat Baki (P.A.S.) (P.M.I.P.)	480		
					Woog Tai Oon (P.C.M.B.) (U.M.C.O.)	76		

66	S. 15	PASIR PANJANG	5,258	4,145	78.8	182	Lee Geok Shean	(P.T.D.) (D.A.P.)	..	1,628	135	Perikatan Alliance	..	907	
										Haji Suleiman bin Jaalam	(PER.) (ALL.)	..	1,493					
										Ibrahim bin Ahmad	(P.A.S.) (P.M.I.P.)	..	771					
										Teh Thean Choh	(P.C.M.B.) (U.M.C.O.)	..	71					
		S. 16	LINGGI	3,948	3,278	83.0	134	Soorian Arjunan	(P.T.D.) (D.A.P.)	..	1,672	245	Perikatan Alliance	..	755
										Abdul Rashid bin Mohamad	(PER.) (ALL.)	..	1,427					
										Low Yeh Hong	(P.C.M.B.) (U.M.C.O.)	..	45					
		S. 17	KUALA KLANG	7,566	5,812	76.8	357	Lim Kim Kee	(PER.) (ALL.)	..	2,666	640	Perikatan Alliance	..	2,342
										Daud bin Haji Ahmad	(P.T.D.) (D.A.P.)	..	2,026					
										Nasir bin Akir	(BEBAS) (IND.)	..	437					
									Shi Chin Hua	(P.C.M.B.) (U.M.C.O.)	..	326						
	S. 18	PERTANG	4,520	3,736	82.7	232	Aminuddin bin Abd. Manaf	(PER.) (ALL.)	..	1,321	380	Perikatan Alliance	..	1,374	
									Saat bin Jidin	(BEBAS) (IND.)	..	941						
									Md. Baki bin Maakin	(BEBAS) (IND.)	..	703						
									Poh Loh Ng alias Wu Pau Lu	(P.T.D.) (D.A.P.)	..	539						
	S. 19	BAHAU	—	—	—	—	Thong Hiang Kim	(PER.) (ALL.)	..	T.B. UNC.	—	Perikatan Alliance	..	1,314	
	S. 20	ROMPIN	5,453	3,710	68.0	259	Yee Kok Ching	(PER.) (ALL.)	..	1,409	275	Perikatan Alliance	..	606	
									Tham Kin Sung	(BEBAS) (IND.)	..	1,134						
									Fong Lee Chien	(P.T.D.) (D.A.P.)	..	308						
	S. 21	JEMPOL	5,095	4,188	82.2	430	Haji Mohd. Khatib bin Mohd. Noor	(PER.) (ALL.)	..	2,625	1,492	Perikatan Alliance	..	2,254	
									Hassan bin Abdul Karim	(P.A.S.) (P.M.I.P.)	..	1,133						
	S. 22	LENGGENG	8,684	6,615	76.2	462	Zainalabidin bin Mohd. Lati	(PER.) (ALL.)	..	2,970	41	Perikatan Alliance	..	1,533	
									Lim Cheng Hoe	(P.T.D.) (D.A.P.)	..	2,929						
									Tai alias Toh Antek Liat alias Andrew	(P.C.M.B.) (U.M.C.O.)	..	254						

LAMPIRAN C—(samb.)
APPENDIX—(cont.)

PILEHANRAYA² NEGERI, 1969—(samb.)
STATE ELECTIONS, 1969—(cont.)

KEPUTUSAN PILEHANRAYA² BAHAGIAN²-PILEHANRAYA NEGERI—(samb.)
ELECTION RESULTS BY STATE CONSTITUENCIES—(cont.)

Bahagian-pilehanraya Constituency	Jumlah Pemilih Total Electorate	Kertas Undi Di- Keluarkan Ballot Papers Issued	Peratus Undian Voting Per- centage	Undi Di-tolak Votes Rejected	Nama ² Chalun Names of Candidates	Undi yang di-dapati Votes Polled	Majoriti Majority	Majoriti Pilehanraya 1964 Majority 1964 Elections
NEGERI SEMBILAN—(samb.)								
S. 23 LABU	6,993	5,290	75.6	528	Ahmad bin Abdul Manaf .. (PER.) Ponnusamy Ramakrishnan .. (ALL.) Haji Salleh bin Kassim .. (P.T.D.) Parmeswaran .. (D.A.P.) Chen Ah Lek (P.R.) (BEBAS) (IND.) (P.C.M.B.) (U.M.C.O.)	2,093 1,729 586 226 128	364	Perikatan .. 1.019 Alliance
S. 24 BUKIT NANAS	12,223	8,745	71.5	394	Sinnathamby Seeveratnam .. (P.T.D.) Kan Kok Kwan .. (D.A.P.) Chan Kai Sang (PER.) (ALL.) (P.C.M.B.) (U.M.C.O.)	6,336 1,712 303	4,624	Perikatan .. 1.403 Alliance
MELAKA								
S. 1 TANJONG KLING	6,901	5,400	78.2	282	Haji Ahmad bin Haji Manap .. (PER.) Mohamed alias Mohd. Nor bin (ALL.) Noordin (P.A.S.) Haji Md. Zain bin Lambak.. (P.M.I.P.) (P.R.)	2,779 1,536 803	1,243	Perikatan .. 3.185 Alliance
S. 2 BUKIT RAMBAI	6,448	4,911	76.2	314	Lim Yak Tye (P.T.D.) Haji Ayub bin Haji Marof .. (D.A.P.) Haron bin Ali (PER.) (ALL.) Che Mat bin Bakar .. (P.A.S.) (P.M.I.P.) (P.R.)	1,578 1,465 883 671	113	Perikatan .. 1,977 Alliance

S.	3	BATU BERENDAM	7,142	5,620	78.7	367	Mohd. bin Haji Ab. Rahman	(PER.) (ALL.)	..	2,441	302	Perikatan Alliance	..	1,699
										Bong Geok Cheng	(P.R.)	..	2,139				
										Haji Md. Said bin Abu Bakar	(P.A.S.) (P.M.I.P.)	..	673				
	4	SEMABOK	7,936	6,113	77.0	502	Ng Chong Chee	(PER.) (ALL.)	..	2,779	1,297	Perikatan Alliance	..	2,474
										Mohd. Lani bin Kasim	(P.R.)	..	1,482				
										Abdul Jalil bin Haji Ahmad	(P.A.S.) (P.M.I.P.)	..	753				
										Haji Borhan bin Haji Saban	(BEBAS) (IND.)	..	597				
	5	KANDANG	7,190	5,795	80.6	329	Ab. Hadi bin Abas	(PER.) (ALL.)	..	3,293	1,534	Perikatan Alliance	..	3,642
										Mohamed Taha bin Kallu	(P.A.S.) (P.M.I.P.)	..	1,759				
										Sidek bin Ahmad	(P.R.)	..	414				
6	KOTA SELATAN	9,628	7,190	74.7	364	Tan Giap Seng	(G.R.M.)	..	4,591	3,101	F.S. S.F.	..	308	
									Wee Choon Teck	(PER.) (ALL.)	..	1,490					
									Mah Khye Boh	(P.R.)	..	743					
7	KOTA TENGAH	7,660	5,528	72.2	186	Michael Khong Chye Huat	(P.T.D.) (D.A.P.)	..	2,881	1,427	F.S. S.F.	..	194	
									Lee Kim Sun	(PER.) (ALL.)	..	1,454					
									Low Kye Chye	(P.R.)	..	1,007					
8	KOTA BARAT	7,275	5,640	77.5	282	Ho Mong Yew	(P.T.D.) (D.A.P.)	..	2,065	414	Perikatan Alliance	..	1,251	
									Hasnul bin Abdul Hadi	(P.R.)	..	1,651					
									Yoong Yong Pow	(PER.) (ALL.)	..	1,642					
9	KOTA UTARA	8,077	5,871	72.7	263	Tan Cheng Swee	(PER.) (ALL.)	..	2,611	364	Perikatan Alliance	..	1,747	
									Tay Chor	(P.T.D.) (D.A.P.)	..	2,247					
									Abbas bin Haji Jalil	(P.R.)	..	790					
10	KOTA TIMOR	10,039	7,204	71.8	275	Bernard Sta Maria	(P.T.D.) (D.A.P.)	..	4,394	2,633	Perikatan Alliance	..	437	
									Chunilal Seth	(PER.) (ALL.)	..	1,761					
									Eric Theseira	(P.R.)	..	774					

LAMPIRAN C—(samb.)
APPENDIX—(cont.)

PILEHANRAYA² NEGERI, 1969—(samb.)
STATE ELECTIONS, 1969—(cont.)

KEPUTUSAN PILEHANRAYA² BAHAGIAN²-PILEHANRAYA NEGERI—(samb.)
ELECTION RESULTS BY STATE CONSTITUENCIES—(cont.)

Bahagian-pilehanraya Constituency	Jumlah Pemilih Total Electorate	Kertas Undi Di- Keluarkan Ballot Papers Issued	Peratus Undian Voting Per- centage	Undi Dj-tolak Votes Rejected	Nama ² Chalun Names of Candidates	Undi yang di-dapati Votes Polled	Majoriti Majority	Majoriti Pilehanraya 1964 Majority 1964 Elections	
MELAKA—(samb.)									
S. 11 SUNGAI BAHRU	7,961	6,434	80.8	429	Abdullah bin Samad Ali bin Md. Salleh	(PER.) (ALL) (P.A.S.) (P.M.I.P.)	4,029 2,053	Perikatan Alliance*	3,165
S. 12 RAMUAN CHINA	5,696	4,608	80.9	394	Abd. Ghani bin Mohd. Ali Ab. Ghani bin Long Ab. Rahim bin Haji Basir Ab. Latiff bin Md. Yassin	(PER.) (ALL) (BEBAS) (IND.) (P.R.) (P.A.S.) (P.M.I.P.)	2,166 1,439	Perikatan Alliance	1,951
S.13 MASJID TANAH	6,851	5,208	76.0	502	Abdul Ghani bin Ishak Haji Mohd. Yusoff bin Haji Sulong	(PER.) (ALL) (P.A.S.) (P.M.I.P.)	2,850 994	Perikatan Alliance	2,533
S. 14 ALOR GAJAH	6,232	5,100	82.8	472	Dato' Haji Talib bin Haji Karim Mohd. Yasin bin Said	(PER.) (ALL) (P.A.S.) (P.M.I.P.)	3,079 1,530	Perikatan Alliance	2,464
S. 15 PULAU SEBANG	—	—	—	—	Yeow Kay	(PER.) (ALL)	T.B. UNC.	Perikatan Alliance	1,527
S.16 BATANG MALAKA	9,364	7,216	77.1	172	Haji Ahmad bin Haji Joned Mamat bin Bentong Abdullah bin Taib	(PER.) (ALL) (P.R.) (P.A.S.) (P.M. I.P.)	4,037 2,301	Perikatan Alliance	2,030

S. 17 RIM	7,462	5,685	76.2	97	Mohamed Juddi bin Abdullah	..	(PER.) (ALL.)	..	3,127	1,947	Perikatan Alliance	..	2,618
					Alisbi n Sijak	..	(P.A.S.) (P.M.I.P.)	..	1,180				
					Mihad bin Mal din	..	(P.R.)	..	728				
					GarHo ng Hui	..	(BEBAS) (IND.)	..	553				
S. 18 JABIN	7,404	5,833	78.8	82	TarN ai Kwi	..	(PER.) (ALL.)	..	3,451	2,291	Perikatan Alliance	..	2,427
					zahi b bin Long	..	(P.R.)	..	1,160				
					ibhd. Ali binMon d. Aki w	..	(P.A.S.) (P.M.I.P.)	..	1,140				
S. 19 SERKAM	6,013	4,929	80.0	49	Hussain bin Hg Yahya	..	(PER.) (ALL.)	..	2,804	1,067	Perikatan Alliance	..	1,429
					Haji Abdul Raimbin Babba	..	(P.A.S.) (P.M.I.P.)	..	1,737				
					Mohd. Sajji binMohamaad	..	(P.R.)	..	339				
S. 20 SUNGEI RAMBAI	5,989	4,746	79.2	92	Haji Ahma Dahan bin Haji Salleh	..	(PER.) (ALL.)	..	2,522	1,117	Perikatan Alliance	..	1,661
					Omgbin . Abdulala .	..	(P.R.)	..	1,405				
					Jantubin Lema	..	(P.A.S.) (P.M.I.P.)	..	727				
JOHOR													
S. 1 BUKIT SERAMPANG	14,636	10,720	73.2	385	A. bd. Rahman bin Mah md	..	(PER.) (ALL.)	..	9,108	7,881	Perikatan Alliance	..	T.B. UNC.
					S: gaoin Rabikun	..	(P.A.S.) (P.M.I.P.)	..	1,227				
S. 2 JORAK	—	—	—	—	D ap' Hajdsman bi Saa	..	(PER.) (ALL.)	..	T.B. UNC.	—	Perikatan Alliance	..	5,653
S. 3 LABIS	15,980	11,590	72.5	1,119	Chiang K. Foon al'ias eo Ah Khing	..	(PER.) (ALL.)	..	8,683	6,895	Perikatan Alliance	..	2,833
					Abdij Raham Abd ul Ra i	..	(BEBAS) (IND.)	..	1,788				
S. 4 BEKOK	13,750	9,677	70.4	805	SimKimChongallias ew Ah See.	..	(PER.) (ALL.)	..	4,826	780	Perikatan Alliance	..	3,305
					Tee/iasBo ng HEE	..	(BEBAS) (IND.)	..	4,046				
S. 5 BANDAR MAHARANI	16,094	11,631	72.3	788	Cha Song Lim	..	(PER.) (ALL.)	..	6,311	1,779	Perikatan Alliance	..	4,469
					Kbo Sim Geok al'ias Kbo Ch in Tw	..	(P.T.D.) (D.A.P.)	..	4,532				

LAMPIRAN C—(samb.)
APPENDIX—(cont.)

PILEHANRAYA² NEGERI, 1969—(samb.)
STATE ELECTIONS, 1969—(cont.)

KEPUTUSAN PILEHANRAYA² BAHAGIAN²-PILEHANRAYA NEGERI—(samb.)
ELECTION RESULTS BY STATE CONSTITUENCIES—(cont.)

Bahagian-pilehanraya Constituency	Jumlah Pemilih Total Electorate	Kertas Undi Di- keluarkan Ballot Papers Issued	Peratus Undian Voting Per- centage	Undi Di-tolak Votes Rejected	Nama ² Cbalun Names of Candidates	Undi yang di-dapati Votes Polled	Majoriti Majority	Majoriti Majority 1964 Elections
JOHOR—(samb.)								
S. 6 PARIT BAKAR	—	—	—	—	Haji Aziz bin Ishak	(PER.) (ALL.)	T.B. UNC.	Perikatan .. Alliance 4,238
S. 7 PARIT JAWA	—	—	—	—	Datin Zaharah binti Abdul Majid..	(PER.) (ALL.)	T.B. UNC.	Perikatan .. Alliance T.B. UNC
S. 8 SIMPANG KIRI	18,083	12,304	68.0	377	Haji Othman bin Haji Taib Md. Sum bin Dawi	(PER.) (ALL.) (P.A.S.) (P.M.I.P.)	8,942 2,985	5,957 Perikatan .. Alliance 7,606
S. 9 BROLEH	15,477	10,543	68.1	187	Mohd. Salleh bin Haji Tahir Chian Heng Kai alias Chin Soo Ha	(PER.) (ALL.) (P.T.D.) (D.A.P.)	5,632 4,724	908 Perikatan .. Alliance 2,936
S. 10 BANDAR PENGARAM	11,533	7,780	67.5	196	Ting Pik Hong alias Tan Siew Yong Othman bin Ludin alias Abd. Hamid bin Ludin	(PER.) (ALL.) (BEBAS) (IND.)	4,529 3,055	1,474 Perikatan .. Alliance 2,960
S. 11 TANJONG SEMBRONG	16,889	12,042	71.3	1,562	Redzuan bin Haji Salim alias Ridwan Salim Bilal Jailani bin Haji Amri	(PER.) (ALL.) (P.A.S.) (P.M.I.P.)	8,139 2,341	5,798 Perikatan .. Alliance 4,744
S. 12 AYER HITAM	15,775	10,830	68.7	809	Yusa bin Haji Nawawi Sakroni bin Ahmad Sharudin bin Dapati	(PER.) (ALL.) (G.R.M.) (P.A.S.) (P.M.I.P.)	7,054 1,778 1,189	5,276 Perikatan .. Alliance 6,300

S. 13	GUNONG LAMBAK	12,372	9,519	77.0	875	Lee Kaw	(PER.)	..	4,684	1,104	Perikatan Alliance	..	238
								Siew Teng Yhoi	(PER.) (ALL.)	..	3,580				
								Osman bin Abu Bakar	(P.R.)	..	380				
S. 14	SRI LALANG	12,962	8,820	68.0	930	Loh Fook Yen	(PER.) (ALL.)	..	4,744	2,317	Perikatan Alliance	..	2,402
								Tan Khim Seck	(BEBAS) (IND.)	..	2,427				
								Mohd. Amin bin Ahmad	(P.R.)	..	719				
S. 15	KOTA TINGGI	8,106	6,128	75.6	458	Tan Seng Toon	(PER.) (ALL.)	..	3,835	2,000	Perikatan Alliance	..	2,304
								Liew Philip, Teck Hong	(G.R.M.)	..	1,835				
S. 16	JOHORE LAMA	5,715	4,750	83.1	465	Ismail bin Sa'adon	(PER.) (ALL.)	..	3,026	1,767	Perikatan Alliance	..	T.B. UNC.
								Tunku Mohamed Archibald Ibni H.J.T.T. Ahmad	(G.R.M.)	..	1,259				
S. 17	RENGIT	14,762	11,204	76.4	1,424	Jalok bin Daing Malibok	(PER.) (ALL.)	..	6,244	2,708	Perikatan Alliance	..	4,169
								Md. Sulaiman alias Mohamed bin Haji Anuar	(P.A.S.) (P.M.I.P.)	..	3,536				
S. 18	BENUT	14,991	11,253	75.1	1,515	Haji Talib bin Ali	(PER.) (ALL.)	..	6,318	4,528	Perikatan Alliance	..	4,027
								M. Amin bin Haji Hanan	(BEBAS) (IND.)	..	1,790				
								Md. Turus bin Dg Melbek	(P.A.S.) (P.M.I.P.)	..	1,630				
S. 19	PONTIAN DALAM	14,166	10,417	73.5	405	Mohamed Yassin bin Abd. Rahman	(PER.) (ALL.)	..	6,675	3,338	Perikatan Alliance	..	3,500
								Ghazali bin Bachik alias Bachi	(BEBAS) (IND.)	..	3,337				
S. 20	PONTIAN KECIL	13,758	10,466	76.1	130	Abdullah bin Haji Sudin	(BEBAS) (IND.)	..	5,688	1,226	Perikatan Alliance	..	3,334
								Syed Ibrahim bin Hussein	(PER.) (ALL.)	..	4,462				
								Muhamad alias Abdul Jamil bin Sulaiman	(P.A.S.) (P.M.I.P.)	..	186				
S. 21	RENGAM	15,726	11,145	70.9	1,060	Syed Zain bin Idrus	(PER.) (ALL.)	..	6,707	3,329	Perikatan Alliance	..	2,330
								Krishna Nair Raman	(P.T.D.) (D.A.P.)	..	3,378				

LAMPIRAN C—(samb.)
APPENDIX—(cont.)

PILEHANRAYA² NEGERI, 1969—(samb.)
STATE ELECTIONS, 1969—(cont.)

KEPUTUSAN PILEHANRAYA² BAHAGIAN²-PILEHANRAYA NEGERI—(samb.)
ELECTION RESULTS BY STATE *CONSTITUENCIES*—(cont.)

Bahagian-pilehanraya Constituency	Jumlah Pemilih Total <i>Electorate</i>	Kertas Undi Di- Keluarkan Ballot Papers Issued	Peratus Undian Voting Per- centage	Undi Di-tolak Voter Rejected	Nama ² Chalun Names of Candidates	Undi yang di-dapati Votes Polled	Majoriti Majority	Majoriti Pilehanraya 1964 Majority 1964 Elections					
JOHOR—(samb.)													
S. 22	SENAI-KULAI	14,447	10,068	69.7	884	Lau Tong (PER.)	5,330	1,476	Perikatan	..	2,499	
							Lee Kuo Ming alias Lee Kok Bin .. (ALL.)						3,854
S. 23	PLENTONG	13,903	10,742	77.3	1,128	Hasnah binti Ahmad (PER.)	6,209	2,804	Perikatan	..	4,109	
							Ali bin Ibrahim (ALL.)						3,405
S. 24	TANJONG PETRI	14,826	9,687	65.3	294	Abdul Hamid bin Haji Rahmat .. (PER.)	5,487	1,581	Perikatan	..	1,858	
							Lee Ah Meng (ALL.)						3,906
S. 25	GLANG PATAH	12,522	8,993	71.8	878	Syed Mohamad bin Idrus (PER.)	5,820	3,525	Perikatan	..	3,212	
							Ahmad bin Abdullah (ALL.)						2,295
S. 26	TAMPOI	14,640	10,683	73.0	934	Ellas bin Udin (PER.)	5,589	1,822	Perikatan	..	3,321	
							Daing Ibrahim bin Othman (ALL.)						3,767
							Abd. Hamid bin Mohd. Katan .. (P.R.)						393
S. 27	ENDAU	10,726	7,728	72.0	1,030	Ramli bin Haji Othman (P.E.R.)	4,863	3,028	Perikatan	..	4,627	
							Ibrahim bin Abdullah (ALL.)						1,835
S. 28	MERSING	—	—	—	—	Poh Swee Lim (P.A.S.)	—	—	Perikatan	..	3,087	
							(P.M.I.P.)	T.B. UNC.					

S. 29	BATU ANAM	11,058	8,426	76.2	378	G. Pasamanickam	(PER.) ..	5,549	3,050	Perikatan ..	2,515
									Quok Kow Hia alias Quok Swee Siang	(ALL.) .. (P.T.D.) .. (D.A.P.)	2,499		Alliance	
S. 30	BANDAR SEGAMAT	10,744	8,751	81.5	478	Tan Peng Khoon	(PER.) ..	4,230	491	Perikatan ..	1,775
									Tan Thian San alias Tan Tiang Sang	(ALL.) .. (P.T.D.) .. (D.A.P.)	3,739		Alliance	
									Haji Hassan bin Hussein	(P.A.S.) .. (P.M.I.P.)	304			
S. 31	TANGKAK	15,950	11,235	70.4	310	Lai Kuen Tee	(PER.) ..	6,632	2,339	Perikatan ..	4,467
									Chiam Tau Boon	(ALL.) .. (P.T.D.) .. (D.A.P.)	4,293			
S. 32	SEROM	14,314	10,870	75.9	682	Ngah bin A. Rahman	(PER.) ..	8,776	7,364	Perikatan ..	7,662
									Roso bin Jamilin	(ALL.) .. (P.A.S.) .. (P.M.I.P.)	1,412		Alliance	
SARAWAK														
S. 1	LUNDU	6,000	5,454	90.9	222	Chong Kim Mook	(S.U.P.P.) ..	1,496	221	—	
									Sidi Munan	(PESAKA)	1,275			
									T. K. Suud bin Udin	(ALL.) ..	1,198			
									Charles Linang	(S.N.A.P.) ..	1,105			
									Jimmy Sim Moh Huat	(IND.) ..	82			
									Peter Chung	(IND.) ..	67			
S. 2	BAU	9,424	8,392	89.0	641	Ong Ah Khim	(S.U.P.P.) ..	2,902	677	—	
									Michael Sadin	(S.N.A.P.) ..	2,225			
									Aloysius Dom Nagok	(ALL.) ..	1,257			
									Gabriel Dan Anak Nganjau	(PESAKA)	818			
									Ong Guan Cheng	(IND.) ..	539			
S. 3	KUCHING BARAT	12,914	11,098	86	317	Cheng Yew Kiew	(ALL.) ..	5,410	1,307	—	
									Ong Kee Hui	(S.U.P.P.) ..	4,103			
									Haji Mohd. Ali bin Ahmad	(S.N.A.P.) ..	1,076			
									King Shih Fan	(IND.) ..	192			
S. 4	KUCHING TIMOR	11,963	9,686	81	291	Stephen K. T. Yong	(S.U.P.P.) ..	7,560	6,571	—	
									Lo Yik Fong	(ALL.) ..	989			
									Thomas Lim Thian Huat	(S.N.A.P.) ..	641			
									Teo Sing Chiu	(IND.) ..	124			
									Kenneth Lau Ah Lah	(IND.) ..	81			

LAMPIRAN C—(samb.)
APPENDIX—(cont.)

PILEHANRAYA² NEGERI. 1969—(samb.)
STATE ELECTIONS. 1969—(cont.)

KEPUTUSAN PILEHANRAYA² BAHAGIAN²-PILEHANRAYA NEGERI—(samb.)
ELECTION RESULTS BY STATE CONSTITUENCIES—(cont.)

Bahagian-pilhanraya Constituency	Jumlah Pemilih Total Electorate	Kertas Undi Di- Keluarkan Ballot Papers Issued	Peratus Undian Voting Per- centage	Undi Di-tolak Votes Rejected	Nama ² Chalun Names of Candidates	Undi yang di-dapati Votes Polled	Majoriti Majority	Majoriti Majority 1964 Elections
SARAWAK—(samb.)								
S. 5 SEMARIANG	7,477	6,343	84.8	401	Ajibah Abol (ALL.) .. Abdul Kadir Merican (S.U.P.P.) .. Chegu Shukri. (IND.) .. Abang Bueng bin Abang Amin .. (S.N.A.P.) .. Haji Ben bin Jemel (IND.) ..	3,233 971 954 526 250	2,262	—
S. 6 SEKAMA	10,269	8,019	78.1	416	Sim Kheng Hong (S.U.P.P.) .. Clarence Tan (ALL.) .. Paul F. Kueh Jee It (S.N.A.P.) .. Chai Kuet Sung (IND.) ..	4,435 2,236 738 180	2,199	—
S. 7 SEBANDI	7,930	6,638	83.7	331	Ikhwan bin Abang Haji Zainei .. (ALL.) .. Tua Kampong Suaidi (S.U.P.P.) .. Abang Haji Adenan bin Abang Haji Azahari (PESAKA)	3,755 1,530 1,069	2,225	—
S. 8 MUARA TUANG	4,890	4,352	89.0	175	Mohamad Musa (ALL.) .. Chung Kok Chiong (S.U.P.P.) .. Dato Abang Othman (S.N.A.P.) .. Arthur Ernest Muda (IND.) ..	1,934 1,232 717 294	702	
S. 9 BATU KAWAH	8,912	7,444	83.5	512	Chong Kiun Kong (S.U.P.P.) .. Mrs Kong Yu Siung (S.N.A.P.) .. Shii Dai Seng (ALL.) ..	3,748 1,650 1,534	2,098	
S. 10 BENGOH	4,997	4,403	88.1	116	Segus Ak Ginyai (S.U.P.P.) .. Akui Ak Asu (S.N.A.P.) .. George Si Ricord (PESAKA) Haji Mohamed bin Haji Bakeri .. (ALL.) .. William Nais (IND.) ..	1,796 1,532 498 231 230	264	

S. 11	TARAT	8,605	7,705	89.5	392	Nelson Kundai Ngareng Dato' Teo Kui Seng Nyadang Ak Nador	(S.N.A.P.) .. (ALL.) .. (S.U.P.P.) ..	3.160 2.091 2.062	1.069	—
S. 12	TEBAKANG	7.754	6.868	88.6	473	Michael Ben Richard Dampeng Justin Ahan Ak Engkoyong	(S.N.A.P.) .. (S.U.P.P.) .. (ALL.) ..	2.869 1.920 1.606	949	—
S. 13	SEMERA	5.916	5.214	88.0	385	Lee Thiam Kee (Puteh) Wan Alkap Salleh bin Zen	(ALL.) .. (S.N.A.P.) .. (S.U.P.P.) ..	3.092 1.240 497	1,852	—
S. 14	GEDONG	5.637	4,843	86.0	313	Abang Haji Abdulrahim Kapitan Liew Ming Chung Andrew Jika Landau Entri Ak Tusan	(ALL.) .. (S.N.A.P.) .. (PESAKA) (S.U.P.P.)	1.757 1.647 600 522	110	—
S. 15	LINGGA-SEBUYAU	8.376	6.509	77.5	479	Dato' Penghulu Tawi Sli Augustine Mercer Ak Jangga Barbara Bay Awg. Morni bin Awg. Jaya Sydney Sentu	(PESAKA) (S.N.A.P.) .. (S.U.P.P.) .. (ALL.) .. (IND.) ..	2,134 1,915 1,160 698 98	219	—
S. 16	SIMANGGANG	9.100	7.355	80.1	445	Nelson Liap Kudu Hollis Ak Tini Rabale bin Ahmad (Wang) Jimbai Ak Maja Awang Johari bia Pengiran Azid Joshua Jangga Goh Teo Chun Anthony Jiram	(S.N.A.P.) .. (S.U.P.P.) .. (ALL.) .. (PESAKA) (IND.) .. (IND.) .. (IND.) .. (IND.) ..	2,513 1,879 1,048 718 279 192 143 73	634	—
S. 17	ENKILILI-SKRANG	4.660	3.639	78.0	391	Simon Dembab Maja Chang Shui Foh Pengeran Ak Bliang Legan Ak Penghulu Narok	(PESAKA) (S.U.P.P.) .. (S.N.A.P.) .. (IND.) ..	1.101 976 946 225	125	—
S. 18	ULU AI	4.254	3.236	75.6	365	David Ak Jemut Tutung Ak Ningkan Rabit Ak Nanang Penghulu Manau Ebai Ak Inyang Akmad bin Ibrahim alias Leek	(S.N.A.P.) .. (PESAKA) (S.U.P.P.) .. (IND.) .. (IND.) .. (ALL.) ..	934 889 531 351 86 80	45	—

LAMPIRAN C—(samb.)
APPENDIX—(cont.)

PILEHANRAYA² NEGEKI, 1969—(samb.)
STATE ELECTIONS, 1969—(con.)

KEPUTUSAN PILEHANRAYA² BAHAGIAN²-PILEHANRAYA NEGERI—(samb.)
ELECTION RESULTS BY STATE CONSTITUENCIES—(cont.)

Bahagian-pilehanraya Constituency	Jumlah Pemilih Total Electorate	Kertas Undi Di- Keluarkan Ballot Papers Issued	Peratus Undian Voting Per- centage	Undi Di-tolak Votes Rejected	Nama ² Calon Names of Candidates	Undi yang di-dapati Votes Polled	Majoriti Majority	Majoriti Pilehanraya 1964 Majority 1944 Elections
SARAWAK—(samb.)								
S. 19 SARIBAS	6,622	4,616	70.6	266	Kihok bin Amat (ALL.) .. Jocelyn Beduru Ak Makap .. (S.N.A.P.) .. Haji Hamzawi bin Haji Omar .. (PESAKA) .. Denis Luat (IND.) .. Cr Laili (IND.) ..	1,849 1,312 747 252 181	528	—
S. 20 LAYAR	6,470	5,006	78.1	381	Dato' Stephen Kalong Ningkan .. (S.N.A.P.) .. Charles H. Ingka (IND.) .. Edmund Derom (PESAKA) .. Juing Insoll (IND.) ..	2,546 1,157 713 209	1,389	—
S. 21 KALAKA	5,584	4,880	87.4	263	Wan Alwi bin Tuanku Ibrahim .. (PESAKA) .. Al-Ustaz Haji Abg. Kadir Hassan .. (ALL.) .. William Ak Lampas (S.N.A.P.) .. Haji Jais bin Sejin (IND.) ..	1,963 1,407 1,164 83	556	—
S. 22 KRIAN	6,308	5,033	79.7	404	Dunstan Endawi Ak Enchana .. (S.N.A.P.) .. Meling Ak Jan (PESAKA) .. Robinson Jelemim (S.U.P.P.) ..	2,933 872 824	2,061	—
S. 23 KUALA-RAJANG	5,732	5,088	88.8	222	Dato' Haji Abdul Rahman Ya'kub (ALL.) .. Drahman bin Karia (S.U.P.P.) .. Ainie bin Dhoby (S.N.A.P.) .. Then Kwan Long (Mok) (IND.) .. Biliang Ak Tinggi (PESAKA) .. Majidi bin Suhaili (IND.) ..	2,161 831 743 656 371 103	1,330	—

S. 24	REPOK	6,225	5,343	85.8	255	Khoo Peng Loong	(S.U.P.P.)	..	2,399	612	
									Chen Ko Ming	(ALL.)	..		1,787
									Ngo King Huong	(S.N.A.P.)	..		844
									Ching Ting Chick	(IND.)	..		58
S. 25	MATU-DARO	6,302	5,452	86.4	286	Awang Hipni bin Pengiran Anu	(ALL.)	..	3,360	2,795	
									Awang Mashor bin Awg. Laga	(PESAKA)	..		565
									George bin Haji Drahman	(S.U.P.P.)	..		506
									Waini bin Haji Sahari	(IND.)	..		429
									Sia Siong Yung	(IND.)	..		136
									Abang Haji Abdul Razak	(S.N.A.P.)	..		124
Haji Rosli bin Kiok	(IND.)	..	46										
S. 26	BINATANG	8,961	7,404	82.6	300	Anthony Teo Tiao Gin	(S.U.P.P.)	..	3,048	918	
									Luk Tai Lik	(ALL.)	..		2,130
									Sandom Ak Nyuak	(PESAKA)	..		1,077
									Teng Tun Hsin	(S.N.A.P.)	..		849
S. 27	SIBU TENGAH	10,413	7,804	74.9	363	Chew Kim Poon	(S.U.P.P.)	..	4,470	2,372	
									Chieng Hie Kwong	(ALL.)	..		2,098
									Yap Siew Hoe	(S.N.A.P.)	..		493
									Lim Ung Chiew	(IND.)	..		380
S. 28	SIBU LUAR	8,366	6,433	76.9	324	Wong Kah Sing	(S.U.P.P.)	..	2,969	708	
									Tai Sing Chii	(ALL.)	..		2,261
									Joseph C. C. Tang	(S.N.A.P.)	..		562
									Peter Hwang	(IND.)	..		135
									Jamal bin Haji Dris	(IND.)	..		92
									Ngu Teck Sing	(IND.)	..		75
S. 29	IGAN	7,313	6,449	89.1	288	Ling Beng Siong	(ALL.)	..	3,264	769	
									Wong Tuong Kwang	(S.U.P.P.)	..		2,495
									Gelanggang Ak Mujan	(S.N.A.P.)	..		213
									Ampi Ak Matari	(IND.)	..		75
									Jawi Ak Sureng	(IND.)	..		46
									Penghulu Pengabang Ak Impak	(IND.)	..		35
S. 30	DUDONG	6,193	4,841	78.8	280	Kong Chung Siew	(S.U.P.P.)	..	1,675	241	
									Jonathan Bangau	(PESAKA)	..		1,434
									Sandah Ak Penghulu Jarrow	(S.N.A.P.)	..		1,138
									Galau Ak Kumbang	(IND.)	..		195
									Langgai Ak Abol	(IND.)	..		119

LAMPIRAN C—(samb.)
APPENDIX—(cont.)

PILEHANRAYA² NEGERI, 1969—(samb.)
STATE ELECTIONS, 1969—(cant.)

KEPUTUSAN PILEHANRAYA² BAHAGIAN²-PILEHANRAYA NEGERI—(samb.)
ELECTION RESULTS BY STATE CONSTITUENCIES—(cont.)

Bahagian-pilehanraya Constituency	Jumlah Pemilih Total Electorate	Kertas Undi Di- keluarkan Ballot Papers Issued	Peratus Undian Voting Per- centage	Undi Di-tolak Votes Rejected	Nama ² Chalun Names of Candidates	Undi yang di-dapati Votes Polled	Majoriti Majority	Majoriti Pilehanraya 1964 Majority 1964 Elections
SARAWAK—(samb.)								
S. 31 BALINGIAN	8,265	5,238	63.4	362	Mohd. Pauzi bin Hamdani (ALL.) ..	1,555	699	—
					Ho Thian Ting (S.U.P.P.) ..	856		
					Jang Ak Kandawang .. (S.N.A.P.) ..	827		
					Mohd. Noh bin Hamdan .. (IND.) ..	606		
					Sipuk bin Ani (PESAKA) ..	523		
					Tampang Ak Basek (PESAKA) ..	267		
					Tan Yong Bee (IND.) ..	231		
S. 32 OYA	7,533	5,669	75.2	436	Vincent Ferrer Suyong .. (ALL.) ..	1,510	171	—
					Sim Boon Liang (S.N.A.P.) ..	1,339		
					Aleh Ak Jueng (PESAKA) ..	702		
					Augustine Druce bin Dawan (PESAKA) ..	618		
					Ting Ung Pang (S.U.P.P.) ..	468		
					Ibrahim bin Takong .. (IND.) ..	396		
					Song Ing Huo (IND.) ..	200		
S. 33 PAKAN	3,851	2,723	70	327	Mandi Ak Sanar (PESAKA) ..	748	71	—
					Lau Mee Ee (IND.) ..	677		
					Dundang Ak Ibi (S.N.A.P.) ..	667		
					Laiyau Ak Boleng (IND.) ..	305		
S. 34 MELUAN	3,789	2,654	70.1	347	Gramong Ak Jelian (S.N.A.P.) ..	880	70	—
					Philip Nyadang Ak Janting .. (PESAKA) ..	810		
					Empaling (IND.) ..	381		
					Tedong Ak Entalai (IND.) ..	234		

S. 35	MACHAN	5,496	4,446	80.9	71	Thomas Kana (PESAKA) ..	2,459	870	
										Kong Foh Kim (S.U.P.P.) ..	1,589		
										Stephen Mapang Anak Sanggau .. (S.N.A.P.) ..	327		
S. 36	NGEMAH	4,728	3,373	71.3	267	Lias Ak Kana (IND.) ..	796	136	
										Penghulu Francis Umpau Ak Empam (PESAKA) ..	660		
										Jarrau Ak Serit (S.N.A.P.) ..	603		
										Guntol Ak Bana (IND.) ..	539		
										Ansi Ak Anyau (S.U.P.P.) ..	428		
										Ungai Ak Sumpon (IND.) ..	47		
										Penghulu Ujok Ak Andeng. (IND.) ..	33		
S. 37	SONG	5,917	4,550	76.9	395	Ngelambong Bangau (S.N.A.P.) ..	1,614	320	
										Mangai Ak Lajang (PESAKA) ..	1,294		
										Dingai Ak Ujom (S.U.P.P.) ..	1,204		
S. 38	PELAGUS	4,604	3,440	74.7	241	Bennet Jarrow (PESAKA) ..	1,389	320	—
										Jugah Ak Lasah (S.U.P.P.) ..	1,069		
										Francis Ak Nyuak (S.N.A.P.) ..	716		
S. 39	BALEH	6,412	5,150	80.3	371	Kanyan Ak Temenggong Koh .. (PESAKA) ..	1,953	425	—
										Wesley Ajan Ak Nabau (S.N.A.P.) ..	1,528		
										Kulleh Ak Semada (S.U.P.P.) ..	806		
										Pengarah Sibat Ak Semada. (IND.) ..	492		
S. 40	BELAGA	3,027	2,269	75.0	136	Nyipa Kilah (S.U.P.P.) ..	772	84	
										Tajang Laing (PESAKA) ..	688		
										Penghulu Matu Puso (IND.) ..	606		
										Lisut Tinggang (S.N.A.P.) ..	67		
S. 41	TATAU	6,450	4,722	73.2	253	Awg. Ismail bin Pg. Zainuddin .. (ALL.) ..	1,340	149	
										Nanang Ak Entigai (S.N.A.P.) ..	1,191		
										Goh Ngiap Joon (S.U.P.P.) ..	827		
										Julahi Hanaffie (IND.) ..	571		
										Penghulu Angkalom Ak Latib .. (PESAKA) ..	415		
										Meng Cheng (IND.) ..	125		
S. 42	KEMANA	6,619	4,702	71.2	349	Ahok Ak Jalin (PESAKA) ..	1,366	211	—
										Asghar Khan (ALL.) . . .	1,155		
										Ting Lian Tung (S.N.A.P.) ..	884		
										Png Tai Yok (S.U.P.P.) ..	733		
										Medan Ak Suhang (IND.) ..	212		
S. 43	SUBIS	7,913	5,950	75.2	583	Francis Loke (S.N.A.P.) ..	1,728	308	—
										Lee Foung Chew (S.U.P.P.) ..	1,420		
										Hashim bin Haji Ladis (IND.) ..	1,387		
										Jackie Yong (PESAKA) ..	832		

LAMPIRAN C—(samb.)
APPENDIX—(cont.)

PILEHANRAYA² NEGERI. 1969—(samb.)
STATE ELECTIONS. 1969—(cont.)

KEPUTUSAN PILEHANRAYA² BAHAGIAN²-PILEHANRAYA NEGERI—(samb.)
ELECTION RESULTS BY STATE CONSTITUENCIES—(cont.)

Bahagian-pilhanraya Constituency	Jumlah Pemilih Total Electorate	Kertas Undi Di- keluarkan Ballot Papers Issued	Peratus Undian Voting Per- centage	Undi Di-tolak Votes Rejected	Nama ² Chalun Names of Candidates	Undi yang di-dapati Votes Polled	Majoriti Majority	Majoriti Pilihanraya 1964 Majority 1964 Elections
SARAWAK—(samb.)								
S. 44 MIRI	9,946	7,228	72.0	277	Chia Chin Shin (ALL) ..	2,876	365	—
					Yang Siew Siang (S.U.P.P.) ..	2,511		
					John Leong Chee Yun (S.N.A.P.) ..	1,256		
					Kepol Samat (IND.) ..	166		
					Lau Siu Wai (IND.) ..	142		
S. 45 MARUDI	7,290	5,387	73.9	275	Edward Jeli Ak Blayong (S.N.A.P.) ..	3,134	2,176	
					Tama Weng Tinggang Wan (S.U.P.P.) ..	958		
					Baya Malang (PESAKA) ..	910		
					Penghulu Arin (IND.) ..	110		
S. 46 TELANG USAN	5,761	3,925	68.1	363	Balan Seling (S.N.A.P.) ..	1,718	850	
					Lee Kee Bian (IND.) ..	868		
					Abeng Nawan Lawai (PESAKA) ..	750		
					Penghulu Balan Lejau (IND.) ..	226		
S. 47 LIMBANG	6,184	4,942	79.1	330	Dato' James Wong Kim Min (S.N.A.P.) ..	2,935	867	
					Haji Abu Bakar bin Abdullah (ALL.) ..	1,068		
					Pugi Ak Yabai (IND.) ..	385		
					Tahir bin Hassan (IND.) ..	220		
S. 48 LAWAS	5,380	4,701	80.7	190	Awang Daud bin Awang Metusin (ALL.) ..	1,698	226	
					Chegu Pudun Rangat (S.N.A.P.) ..	1,472		
					Racha Umong (PESAKA) ..	1,053		
					Ling Tung Kiet (IND.) ..	82		
					Mah Chuan Sin (IND.) ..	48		

LAMPIRAN D
APPENDIX

PILEHANRAYA² UMUM DEWAN RA'AYAT DAN DEWAN NEGERI, 1969
PARLIAMENTARY AND STATE GENERAL ELECTIONS, 1969

KERUSI² DI-MENANGI DAN KEHILANGAN WANG² PERTAROHAN OLEH CHALUN² PARTI SIASAH DAN BEBAS
SEATS WON AND DEPOSITS LOST BY POLITICAL PARTIES AND INDEPENDENT CANDIDATES

KERUSI² DI-MENANGI / SEATS WON

Negeri State	PER. ALL.		P.A.S. P.M.L.P.		P.R. P.R.		P.K.R. P.P.P.		P.T.D. D.A.P.		G.R.M.	U.M.C.O.	S.U.P.P.	S.N.A.P.	PESAKA	U.S.N.O.	S.C.A.	F.S. S.F.		P.D.B. U.D.P.		PETIR P.A.P.		P.N. P.N.		BEBAS IND.		
	P. P.	N. S.	P. P.	N. S.	P. P.	N. S.	P. P.	N. S.	P. P.	N. S.								P. P.	N. S.	P. P.	N. S.	P. P.	N. S.	P. P.	N. S.	P. P.	N. S.	P. P.
Perlis	2 (2)	11 (11)	— (—)	1 (1)	—	—	— (—)	— (—)	—	—	—	—	—	—	—	—	—	— (—)	— (—)	— (—)	— (—)	— (—)	— (—)	— (—)	— (—)	— (—)	— (—)	— (—)
Kedah	9 (12)	14 (24)	3 (—)	8 (—)	—	—	— (—)	— (—)	—	—	2	—	—	—	—	—	—	— (—)	— (—)	— (—)	— (—)	— (—)	— (—)	— (—)	— (—)	— (—)	— (—)	
Kelantan .. .	4 (2)	11 (9)	6 (8)	19 (21)	—	—	— (—)	— (—)	—	—	—	—	—	—	—	—	—	— (—)	— (—)	— (—)	— (—)	— (—)	— (—)	— (—)	— (—)	— (—)	— (—)	
Trengganu .. .	4 (5)	13 (21)	2 (1)	11 (3)	—	—	— (—)	— (—)	—	—	—	—	—	—	—	—	—	— (—)	— (—)	— (—)	— (—)	— (—)	— (—)	— (—)	— (—)	— (—)	— (—)	
Penang	2 (6)	4 (18)	— (—)	— (—)	—	1	— (—)	— (—)	1	3	5	16	—	—	—	—	—	— (—)	— (2)	— (1)	— (4)	— (—)	— (—)	— (—)	— (—)	— (—)	— (—)	
Perak	9 (18)	19 (35)	1 (—)	1 (—)	—	—	4 (2)	12 (5)	5	6	1	2	—	—	—	—	—	— (—)	— (—)	— (—)	— (—)	— (—)	— (—)	— (—)	— (—)	— (—)	— (—)	
Pahang	6* (6)	20* (24*)	— (—)	— (—)	—	2	— (—)	— (—)	—	—	—	—	—	—	—	—	—	— (—)	— (—)	— (—)	— (—)	— (—)	— (—)	— (—)	— (—)	— (—)	— (—)	
Selangor .. .	9 (12)	14* (24)	— (—)	— (—)	—	—	— (—)	— (—)	3	9	2	4	—	—	—	—	—	— (—)	— (4)	— (—)	— (—)	— (—)	— (—)	— (—)	— (—)	— (—)	— (—)	
Negeri Sembilan .. .	3* (6)	16* (24)	— (—)	— (—)	—	—	— (—)	— (—)	3	8	—	—	—	—	—	—	—	— (—)	— (—)	— (—)	— (—)	— (—)	— (—)	— (—)	— (—)	— (—)	— (—)	
Malacca .. .	3 (4)	15* (18)	— (—)	— (—)	—	—	— (—)	— (—)	1	4	—	—	—	—	—	—	—	— (—)	— (2)	— (—)	— (—)	— (—)	— (—)	— (—)	— (—)	— (—)	— (—)	
Johore	16* (16*)	30* (32*)	— (—)	— (—)	—	—	— (—)	— (—)	—	—	—	—	—	—	—	—	—	— (—)	— (—)	— (—)	— (—)	— (—)	— (—)	— (—)	— (—)	— (—)	— (—)	
Sabah	—	—	—	—	—	—	—	—	—	—	—	—	—	—	—	—	—	—	—	—	—	—	—	—	—	—	—	
Sarawak .. .	7	15	—	—	—	—	—	—	—	—	—	5	12	9	12	2	8	—	—	—	—	—	—	—	—	—	—	
JUMLAH ..	74 (89)	182 (240)	12 (9)	40 (25)	— 3	4 (2)	12 (5)	13 31	8 26	—	5 12	9 12	2 8	13	—	3	—	— (2)	— (8)	— (1)	— (4)	— (1)	— (—)	— (—)	— (—)	— (—)	1 (—)	4 (—)

HILANGAN WANG PERTAROHAN / DEPOSITS LOST

Negeri State	PER. ALL.		P.A.S. P.M.L.P.		P.R. P.R.		P.K.R. P.P.P.		P.T.D. D.A.P.		G.R.M.	U.M.C.O.	S.U.P.P.	S.N.A.P.	PESAKA	U.S.N.O.	S.C.A.	F.S. S.F.		P.D.B. U.D.P.		PETIR P.A.P.		P.N. P.N.		BEBAS IND.		
	P. P.	N. S.	P. P.	N. S.	P. P.	N. S.	P. P.	N. S.	P. P.	N. S.								P. P.	N. S.	P. P.	N. S.	P. P.	N. S.	P. P.	N. S.	P. P.	N. S.	P. P.
Perlis	— (—)	— (—)	— (—)	— (—)	—	5	— (—)	— (—)	—	—	—	—	—	—	—	—	—	— (—)	— (—)	— (—)	— (—)	— (—)	— (—)	— (—)	— (—)	— (—)	— (—)	— (—)
Kedah	— (—)	— (—)	— (2)	— (—)	—	—	— (—)	— (—)	—	—	—	—	—	—	—	—	—	— (2)	— (4)	— (2)	— (3)	— (—)	— (—)	— (—)	— (—)	— (—)	— (—)	
Kelantan .. .	— (—)	— (1)	— (—)	— (—)	—	—	— (—)	— (—)	—	—	—	—	—	—	—	—	—	— (1)	— (—)	— (—)	— (—)	— (—)	— (—)	— (—)	— (—)	— (—)	— (—)	
Trengganu .. .	— (—)	— (—)	— (1)	— (2)	—	—	— (—)	— (—)	—	—	—	—	—	—	—	—	—	— (2)	— (8)	— (—)	— (—)	— (—)	— (—)	— (—)	— (—)	— (—)	— (—)	
Penang	— (—)	— (—)	— (2)	— (2)	—	—	1 (—)	3 (1)	—	—	2	—	—	—	—	—	—	— (—)	— (2)	— (1)	— (8)	— (1)	— (3)	— (—)	— (—)	— (—)	— (—)	
Perak	— (—)	— (—)	2 (1)	8 (1)	—	—	— (—)	— (1)	—	—	—	—	—	—	—	—	—	— (4)	— (9)	— (5)	— (11)	— (—)	— (—)	— (—)	— (—)	— (—)	— (—)	
Pahang	— (—)	— (—)	— (1)	2 (5)	—	5	— (—)	— (—)	—	—	—	—	—	—	—	—	—	— (—)	— (4)	— (—)	— (—)	— (—)	— (—)	— (—)	— (—)	— (—)	— (—)	
Selangor .. .	— (—)	— (—)	— (1)	— (2)	—	—	— (1)	— (3)	—	—	—	—	—	—	—	—	—	— (—)	— (—)	— (—)	— (—)	— (—)	— (—)	— (—)	— (—)	— (—)	— (—)	
Negeri Sembilan .. .	— (—)	— (—)	— (—)	4 (5)	—	1	— (1)	— (—)	—	—	3	12	—	—	—	—	—	— (—)	— (2)	— (4)	— (9)	— (—)	— (—)	— (—)	— (—)	— (—)	— (—)	
Malacca .. .	— (—)	— (—)	— (2)	— (9)	—	1	4	— (—)	— (—)	—	—	—	—	—	—	—	—	— (—)	— (3)	— (—)	— (—)	— (—)	— (—)	— (—)	— (—)	— (—)	— (—)	
Johore	— (—)	— (—)	— (1)	4 (10)	—	3	— (—)	— (—)	—	—	—	—	—	—	—	—	—	— (—)	— (1)	— (2)	— (4)	— (3)	— (3)	— (—)	— (—)	— (—)	— (—)	
Sabah	— (—)	— (—)	— (—)	— (—)	—	—	— (—)	— (—)	—	—	—	—	—	—	—	—	—	—	—	—	—	—	—	—	—	—	—	
Sarawak .. .	— (—)	4	—	—	—	—	—	—	—	—	—	—	1	4	4	11	2	8	—	—	—	—	—	—	—	—	—	
JUMLAH ..	— (—)	4 (1)	2 (11)	18 (36)	1 18	1 (2)	3 (5)	—	—	— 2	3 12	1 4	4 11	2 8	—	—	—	— (9)	— (33)	— (14)	— (35)	— (6)	— (8)	— (3)	— (13)	22 (4)	71 (25)	

P = Pilehanraya Parlimen N = Pilehanraya Negeri. • Termasuk Bahagian-Pilehanraya Tidak Bertanding
P = Parliamentary Elections. S = State Elections. • Includes Uncontested Constituencies.

PENJELASAN—Bagi maksud perbandingan, angka² Pilehanraya Umum tahun 1964 di-beri dalam kurungan. Angka² tahun 1969 tidak di-beri mengenai P.R., P.T.D., G.R.M., S.U.P.P., S.N.A.P., PESAKA, U.S.N.O. dan S.C.A. kerana Parti² ini tidak masuk bertanding dalam Pilehanraya² Umum, 1969. Sa-balek-nya angka² 1964 dan tidak angka² 1969 di-beri mengenai F.S., P.D.B., PETIR dan P.N. kerana Parti² ini tidak masuk bertanding dalam Pilehanraya² Umum tahun 1969.

EXPLANATION—For purposes of comparison 1964 General Election figures are given in brackets. 1964 figures are not given in respect of the P.R., D.A.P., G.R.M., U.M.C.O., S.U.P.P., S.N.A.P., PESAKA, U.S.N.O. and the S.C.A. as they did not contest the 1964 General Elections. Conversely 1964 and not 1969 figures are given in respect of the S.F., U.D.P., P.A.P. and the P.N. as these parties did not contest the 1969 General Elections.

LAMPIRAN E
APPENDIX

PILEHANRAYA² UMUM DEWAN RA'AYAT DAN I
PARLZAMENTARY AND STATE GENERAL EI

UNDI YANG DI-DAPATI OLEH PARTI SIASAH DAN BEBAS, JUMLAH UNDI SAH, BIL.
VOTES POLLED BY POLITICAL PARTIES AND INDEPENDENT CANDIDATES, TOTAL VALID VOTI

Negeri State	PER. ALL.	P.A.S. P.M.I.P.	P.R.	P.K.R. P.P.P.	P.T.D. D.A.P.	G.R.M.	U.M.C.O.	S.U.P.P.	S.N.A.P.	PESAKA	U.S.N.O.	S.C.A.	F.S. S.F.	
Perlis	P	22,195 (23,007)	18,286 (13,369)	2,910	— (—)	—	—	—	—	—	—	—	(—)	
	N	22,615 (21,905)	18,528 (13,354)	1,119	— (—)	—	—	—	—	—	—	—	(547)	
Kedah	P	150,977 (168,995)	115,861 (61,861)	—	— (—)	—	15,402	—	—	—	—	—	(11,794)	
	N	145,814 (164,817)	113,292 (61,294)	—	— (—)	—	15,359	—	—	—	—	—	(12,088)	
Kelantan	P	114,593 (89,710)	126,409 (118,770)	—	— (—)	—	—	—	—	—	—	—	(414)	
	N	112,017 (89,379)	123,231 (118,498)	—	— (—)	—	—	—	—	—	—	—	(—)	
Trengganu	P	63,918 (60,792)	63,943 (34,522)	—	— (—)	—	—	—	—	—	—	—	(4,919)	
	N	61,495 (58,951)	61,619 (34,922)	876	— (—)	—	—	—	—	—	—	—	(3,965)	
Penang	P	69,225 (97,204)	13,211 (5,527)	—	775 (—)	20,930	83,670	—	—	—	—	—	(64,986)	
	N	71,772 (96,814)	14,514 (4,305)	23,90	743 (670)	17,336	97,143	—	—	—	—	—	(65,911)	
Perak	P	183,859 (222,141)	76,158 (41,941)	—	79,981 (66,330)	68,651	15,641	—	—	—	—	—	(32,339)	
	N	181,815 (216,688)	76,971 (45,107)	—	102,307 (82,273)	39,590	15,922	—	—	—	—	—	(29,045)	
Pahang	P	48,507 (74,323)	19,458 (11,237)	11,764	— (—)	—	—	—	—	—	—	—	(18,996)	
	N	55,961 (68,252)	17,097 (8,525)	10,798	— (—)	1,728	2,026	—	—	—	—	—	(18,528)	
Selangor	P	141,131 (146,002)	23,041 (6,528)	—	(2,219)	100,716	56,047	—	—	—	—	—	(86,210)	
	N	128,430 (148,253)	29,703 (9,344)	—	(7,239)	96,016	50,993	—	—	—	—	—	(90,241)	
Negeri Sembilan	P	46,291 (68,855)	16,299 (—)	—	(1,349)	35,446	—	1,808	—	—	—	—	(26,484)	
	N	50,975 (68,461)	11,685 (3,837)	586	(2,318)	40,185	—	2,131	—	—	—	—	(24,154)	
Malacca	P	51,594 (67,898)	20,524 (3,759)	12,436	— (—)	18,562	—	—	—	—	—	—	(27,478)	
	N	49,780 (66,593)	17,636 (5,416)	16,529	— (—)	13,165	4,591	—	—	—	—	—	(27,421)	
Johore	P	132,854 (185,413)	7,933 (3,673)	—	— (—)	42,301	8,211	—	—	—	—	—	(57,279)	
	N	167,300 (178,929)	16,645 (6,334)	1,492	— (—)	45,076	4,872	—	—	—	—	—	(62,762)	
Sabah	P	—	—	—	—	—	—	—	—	—	13,634	18,313	—	
	N	—	—	—	—	—	—	—	—	—	—	—	—	
Sarawak	P	52,355	—	—	—	—	—	72,754	64,593	30,765	—	—	—	
	N	63,668	—	—	—	—	—	72,178	61,241	34,281	—	—	—	
	P	1,077,499 (1,204,340)	501,123 (301,187)	27,110	80,756 (69,898)	286,606	178,971	1,808	72,754	64,593	30,765	13,634	18,313	(330,898)
	N	1,111,642 (1,179,042)	500,921 (310,936)	33,790	103,050 (92,500)	253,096	190,906	2,131	72,178	61,241	34,281	—	—	(334,662)

P = Pilehanraya Parlimen
Parliamentary Elections N = Pilehanr
State Ele

PENJELASAN—Bagi maksud² perbandingan, angka² Pilehanraya Umum tahun 1964 ada di-beri dalam kurungan. Angka: S.U.P.P., S.N.A.P., PESAKA, U.S.N.O. dan S C A. kerana Parti² ini tidak masuk bertanding dal; dan tidak angka² 1969 di-beri mengenal F.S., P.D.B., PETIR dan P.N. kerana Parti² ini tidak masuk t

EXPLANATION—For purposes of comparison 1964 General Election figures are given in brackets. 1964 figures are not give PESAKA, U.S.N.O., and the S.C.A. as they did not contest the 1964 General Elections. Conversely, 196 and the P.N. as these parties did not contest the 1969 General Elections.

SEWAN NEGERI, 1969
ELECTIONS, 1969

JGJAN UNDI DI-TOLAK DAN PERATUS UNDIAN
, NUMBER OF VOTES REJECTED AND VOTING PERCENTAGE

P.D.B. U.D.P.	PETIR P.A.P.	P.N.	BEBAS IND.	Jumlah Undi Sah Total Valid Votes	Undi Di-Tolak Votes Rejected	Jumlah Mengundi Total Voted	Jumlah Pemilih dalam Bahagian ² Pilehanraya yang Bertanding Total Electorate in Contested Constituencies	Peratus Undian Voting Percentage
(—)	(—)	(—)	(—)	43,391 (36,376)	1,591 (1,564)	44,982 (37,940)	56,060 (46,491)	80.2 (81.6)
(—)	(—)	(—)	(164)	42,262 (35,970)	2,735 (2,044)	44,997 (38,014)	56,060 (46,491)	80.3 (81.8)
(3,849)	(—)	(—)	(—)	282,240 (246,499)	11,133 (10,973)	293,373 (257,472)	388,167 (336,858)	75.6 (76.4)
(4,256)	(—)	(—)	(1,386)	274,465 (243,841)	18,399 (14,255)	292,864 (258,096)	388,167 (336,858)	75.4 (76.6)
(—)	(—)	(—)	235 (—)	241,237 (208,894)	7,626 (8,875)	248,863 (217,769)	333,754 (271,731)	74.6 (80.1)
(—)	(—)	(—)	693 (—)	235,941 (207,877)	12,733 (9,852)	248,674 (217,729)	333,754 (271,731)	74.5 (80.1)
(—)	(—)	(7,319)	(—)	127,861 (107,552)	6,759 (4,786)	134,620 (112,338)	179,365 (145,217)	75.0 (77.4)
(—)	(—)	(8,040)	760 (828)	124,750 (106,706)	9,899 (5,717)	134,649 (112,423)	179,365 (145,217)	75.1 (77.4)
(37,151)	(778)	(—)	(—)	187,811 (205,646)	11,860 (5,902)	199,671 (211,548)	257,608 (253,455)	77.5 (83.5)
(35,971)	(1,059)	(—)	3,537 (453)	207,435 (205,183)	11,819 (6,437)	219,254 (211,620)	282,401 (253,455)	77.6 (83.5)
(26,094)	(—)	(—)	1,691 (10,931)	425,981 (399,776)	22,055 (17,344)	448,036 (417,120)	613,572 (524,487)	73.0 (79.5)
(18,321)	(—)	(—)	384 (5,218)	416,989 (396,652)	30,935 (20,299)	447,924 (416,951)	613,572 (524,487)	73.0 (79.5)
(—)	(—)	(—)	(—)	79,729 (104,556)	4,916 (5,358)	84,645 (109,914)	119,254 (141,592)	71.0 (77.6)
(593)	(—)	(—)	13,947 (3,864)	101,557 (99,762)	7,862 (6,539)	109,419 (106,301)	153,124 (136,322)	71.4 (78.0)
(—)	(30,025)	(—)	(—)	320,935 (270,984)	19,086 (13,581)	340,021 (284,565)	516,984 (388,211)	65.8 (73.3)
(—)	(13,743)	(—)	3,916 (195)	309,058 (269,015)	24,392 (15,502)	333,450 (284,517)	506,335 (388,211)	65.9 (73.3)
(11,487)	(5,410)	(—)	(—)	99,844 (116,163)	7,023 (5,548)	106,867 (121,711)	143,583 (152,114)	74.4 (80.0)
(13,434)	(—)	(—)	4,753 (4,368)	110,315 (116,572)	6,475 (5,238)	116,790 (121,810)	155,620 (152,114)	75.0 (80.1)
(—)	(3,461)	(—)	2,655 (—)	105,771 (102,596)	4,561 (3,192)	110,332 (105,788)	147,765 (125,585)	74.7 (84.2)
(—)	(2,666)	(—)	1,877 (90)	103,578 (102,186)	5,453 (3,640)	109,031 (105,826)	141,268 (125,585)	77.2 (84.3)
(9,642)	(2,456)	(—)	5,183 (—)	196,482 (258,462)	12,505 (11,981)	208,987 (270,443)	287,936 (334,359)	72.6 (80.9)
(8,785)	(1,098)	(—)	22,131 (6,727)	257,516 (264,635)	20,486 (13,343)	278,002 (277,978)	383,815 (344,922)	72.4 (80.6)
(—)	(—)	(—)	12,626 (—)	44,573 (—)	1,458 (—)	46,031 (—)	63,522 (—)	72.5 (—)
(—)	(—)	(—)	20,514 (—)	240,981 (—)	24,032 (—)	265,013 (—)	332,737 (—)	79.6 (—)
(—)	(—)	(—)	18,987 (—)	250,355 (—)	15,870 (—)	266,225 (—)	332,737 (—)	80.0 (—)
(88,223)	(42,130)	(7,319)	42,904 (13,509)	2,396,836 (2,057,504)	134,605 (89,104)	2,531,441 (2,146,608)	3,440,307 (2,720,100)	73.6 (78.9)
(81,360)	(18,566)	(8,040)	70,985 (23,293)	2,434,221 (2,048,399)	167,058 (102,866)	2,601,279 (2,151,265)	3,526,218 (2,725,393)	73.8 (78.9)

ya Negeri
tions

tahun 1964 tidak di-beri mengenai P.R., P.T.D., G.R.M., U.M.C.O.,
an Pilehanraya² Umum tahun 1964. Sa-balek-nya angka² tahun 1964
ertanding dalam Pilehanraya² Umum tahun 1969.

in respect of the P.R., D.A.P., G.R.M., U.M.C.O., S.U.P.P., S.N.A.P.,
4 and not 1969 figures are given in respect of the S.F., U.D.P., P.A.P.

LAMPIRAN F
APPENDIX

PILEHANRAYA² UMUM DEWAN RA'AYAT DAN DEWAN NEGERI, 1969
PARLIAMENTARY AND STATE GENERAL ELECTIONS, 1969

PERATUSAN UNDI² SAH YANG DI-DAPATI OLEH PARTI² SIASAH DAN CHALUN² BEBAS BAGI TIAP² NEGERI
PERCENTAGE OF VALID VOTES POLLED BY POLITICAL PARTIES AND INDEPENDENT CANDIDATES ON A STATE BASIS

Negeri State	PER. ALL.		P.A.S. P.M.I.P.		P.R.		P.K.R. P.P.P.		P.T.D. D.A.P.		G.R.M.		U.M.C.O.		F.S. S.F.		P.D.B. U.D.P.		PETIR. P.A.P.		P.N.				
	P.	N.	P.	N.	P.	N.	P.	N.	P.	N.	P.	N.	P.	N.	P.	N.	P.	N.	P.	N.	P.	N.			
	P.	S.	P.	S.	P.	S.	P.	S.	P.	S.	P.	S.	P.	S.	P.	S.	P.	S.	P.	S.	P.	S.			
Perlis	51.1 (63.2)	53.5 (60.9)	42.1 (36.8)	43.8 (37.1)	6.7	2.6	—	(—)	—	(—)	—	—	—	—	—	(1.5)	—	(—)	—	(—)	—	(—)	—	(—)	
Kedah	53.5 (68.6)	53.1 (67.6)	41.0 (25.1)	41.3 (25.1)	—	—	—	(—)	—	(—)	5.4	5.6	—	—	—	(4.8)	—	(5.0)	—	(1.6)	—	(1.7)	—	(—)	
Kelantan ..	47.5 (42.9)	47.5 (43.0)	52.4 (56.9)	52.2 (57.0)	—	—	—	(—)	—	(—)	—	—	—	—	—	(0.2)	—	(—)	—	(—)	—	(—)	—	(—)	
Trengganu ..	50.0 (56.5)	49.3 (55.2)	50.0 (32.1)	49.4 (32.7)	—	0.7	—	(—)	—	(—)	—	—	—	—	—	(4.6)	—	(3.7)	—	(—)	—	(—)	—	(6.8)	
Penang	36.9 (47.2)	34.6 (47.2)	7.0 (2.7)	7.0 (2.1)	—	1.2	0.4	(—)	0.4	(0.3)	11.1	8.4	44.6	46.8	—	—	—	—	(31.6)	—	(32.1)	—	(18.1)	—	(17.5)
Perak	43.2 (55.6)	43.6 (54.6)	17.9 (10.5)	18.5 (11.4)	—	—	18.8	(16.6)	24.5	(20.7)	16.1	9.5	3.7	3.8	—	—	—	—	(8.1)	—	(7.3)	—	(6.5)	—	(4.6)
Pahang	60.8 (71.1)	55.1 (68.4)	24.4 (10.7)	16.8 (8.5)	14.8	10.6	—	(—)	—	(—)	—	1.7	—	2.0	—	—	—	—	(18.2)	—	(18.6)	—	(—)	—	(0.6)
Selangor ..	44.0 (53.9)	41.6 (55.1)	7.2 (2.4)	9.6 (3.5)	—	—	—	(0.8)	—	(2.7)	31.4	31.1	17.5	16.5	—	—	—	—	(31.8)	—	(33.5)	—	(—)	—	(11.1)
Negeri Sembilan ..	46.4 (59.3)	46.2 (58.7)	16.3 (—)	10.6 (3.3)	—	0.5	—	(1.2)	—	(2.0)	35.5	36.4	—	—	1.8	1.9	—	—	(22.8)	—	(20.7)	—	(9.9)	—	(11.5)
Malacca	27.8 (66.2)	48.1 (65.2)	11.0 (3.7)	17.0 (5.3)	6.7	16.0	—	(—)	—	(—)	10.0	12.7	—	4.4	—	—	—	—	(26.8)	—	(26.8)	—	(—)	—	(3.4)
Johore	67.6 (71.7)	65.0 (67.6)	4.0 (1.4)	6.5 (2.4)	—	0.6	—	(—)	—	(—)	21.5	17.5	4.2	1.9	—	—	—	—	(22.2)	—	(23.7)	—	(3.7)	—	(3.3)
Sabah	—	—	—	—	—	—	—	—	—	—	—	—	—	—	—	—	—	—	—	—	—	—	—	—	—
Sarawak	21.7	25.4	—	—	—	—	—	—	—	—	—	—	—	—	—	—	—	—	—	—	—	—	—	—	—

P = Pilihanraya Parlimen. N = Pilihanraya Negeri.
P = Parliamentary Elections. S = State Elections.

PENJELASAN—Bagi maksud perbandingan, angka² Pilihanraya Umum tahun 1964 ada di-beri dalam kurungan. Angka² 1964 tidak di-beri mengenai P.R., P.T.D., G.R.M., dan U.M.C.O. kerana parti² ini tidak masuk bertanding dalam Pilihanraya² Umum tahun 1964. Sebaliknya angka² 1964 dan tidak angka² 1969 di-beri mengenai F.S., P.D.B., PETIR dan P.N. kerana parti² ini tidak masuk bertanding dalam Pilihanraya² Umum tahun 1969.

EXPLANATION—For purposes of comparison 1964 General Election figures are given in brackets. 1964 figures are not given in respect of P.R., D.A.P., G.R.M. and U.M.C.O. as they did not contest the 1964 General Elections. Conversely 1964 and not 1969 figures are given in respect of the S.F., U.D.P., P.A.P. and the P.N. as these parties did not contest the 1969 General Elections.

S.U.P.		D.A.P.		ESAKA		U.S.N.O.		S A.		BEBAS IND.	
P. P.	P /	P. P.	P /	P. P.	P /	P. P.	N. S.	P. P.	P /	P. P.	N. S.
—	—	—	—	—	—	—	—	—	—	— (—)	— (0.5)
—	—	—	—	—	—	—	—	—	—	— (—)	— (0.6)
—	—	—	—	—	—	—	—	—	—	0.1 (—)	0.3 (—)
—	—	—	—	—	—	—	—	—	—	— (—)	0.6 (0.8)
—	—	—	—	—	—	—	—	—	—	— (—)	1.7 (0.2)
—	—	—	—	—	—	—	—	—	—	0.4 (2.7)	0.1 (1.3)
—	—	—	—	—	—	—	—	—	—	— (—)	13.7 (3.9)
—	—	—	—	—	—	—	—	—	—	— (—)	1.3 (0.1)
—	—	—	—	—	—	—	—	—	—	— (2.2)	4.3 (3.7)
—	—	—	—	—	—	—	—	—	—	1.4 (—)	1.8 (0.1)
—	—	—	—	—	—	—	—	—	—	2.6 (—)	8.6 (2.5)
—	—	—	—	—	—	30.6	—	41.0	—	28.3	—
30.2	28.8	26.8	24.4	12.8	12.7	—	—	—	—	8.5	7.6

LAMPIRAN G
APPENDIX

PILEHANRAYA UMUM DEWAN RA'AYAT DAN DEWAN NEGERI, 1969
PARLIAMENTARY AND STATE GENERAL ELECTIONS. 1969

PERATUS UNDI SAH YANG DI-DAPATI OLEH PARTI SIASAH DAN
CHALUN BEBAS BAGI SELUROH MALAYSIA
PERCENTAGE OF VALID VOTES POLLED BY POLITICAL PARTIES AND
INDEPENDENT CANDIDATES ON A MALAYSIA BASIS

Parti Party	KESELUROHAN OVERALL		DALAM BAHAGIAN ² PILIHANRAYA YANG DI-PERTANDINGKAN IN CONTESTED CONSTITUENCIES	
	Parlimen Parliamentary	Negeri State	Parlimen Parliamentary	Negeri State
Perikatan <i>Alliance</i>	44.9 (58.5)	45.7 (57.6)	45.8 (58.5)	46.8 (57.6)
Persatuan Islam Sa-Malaya <i>Pan-Malayan Islamic Party</i>	20.9 (14.6)	20.6 (15.2)	37.2 (29.1)	35.6 (29.1)
Parti Rakyat	1.1	1.4	18.7	17.0
Parti Kemajuan Ra'ayat <i>People's Progressive Party</i>	3.4 (3.4)	4.2 (4.5)	55.9 (34.4)	57.4 (35.0)
Parti Tindakan Demokratik <i>Democratic Action Party</i>	11.9	10.4	53.4	52.8
Gerakan Ra'ayat Malaysia	7.5	7.8	54.5	52.8
United Malaysian Chinese Organisation	0.1	0.1	2.9	3.2
Sarawak United People's Party. . .	3.0	3.0	36.0	32.9
Sarawak National Party	2.7	2.5	28.7	25.1
Parti Pesaka Sarawak	1.3	1.4	22.5	22.7
United Sabah National Organisation ..	0.6	—	72.7	—
Sabah Chinese Association	0.8	—	71.2	—
Front Socialis <i>Socialist Front</i>	— (16.1)	— (16.3)	— (24.9)	— (26.1)
Parti Demokratik Bersatu <i>United Democratic Party</i>	— (4.3)	— (4.0)	— (15.3)	— (15.3)
Petir <i>People's Action Party</i>	— (2.0)	— (0.9)	— (16.3)	— (13.9)
Parti Negara	— (0.4)	— (0.4)	— (10.5)	— (10.2)
Bebas <i>Independent</i>	1.8 (0.7)	2.9 (1.1)	15.3 (12.9)	15.7 (9.6)

PENJELASAN—Bagi maksud perbandingan, angka² Pilihanraya Umum, tahun 1964 ada di-beri di-dalam kurungan, Angka² 1964 tidak di-beri mengenai P.R., P.T.D., G.R.M., dan U.M.C.O. kerana parti² ini tidak masuk bertanding dalam Pilihanraya² Umum, tahun 1964. Sebaliknya, angka² 1964 dan bukan angka² 1969 ada di-beri mengenai F.S., P.D.B., PETIR dan P.N. kerana parti² itu tidak masuk bertanding dalam Pilihanraya² Umum, tahun 1969.

EXPLANATION—For purposes of comparison, 1964 General Election figures are given in brackets. 1964 figures are not given in respect of the P.R., D.A.P., G.R.M. and the U.M.C.O. as they did not contest the 1964 General Elections. Conversely, 1964 and not 1969 figures are given in respect of the S.F., U.D.P., P.A.P. and the P.N. as these parties did not contest the 1969 General Elections.

LAMPIRAN H 1
APPENDIX

PILEHANRAYA² PARLIMEN—PERLIS—UNDI² YANG DI-DAPATI OLEH PARTI² SIAHAH DAN CHALUN² BEBAS
PARLIAMENTARY ELECTIONS—PERLIS—VOTES POLLED BY POLITICAL PARTIES AND INDEPENDENT CANDIDATES

Bahagian Pilehanraya <i>Constituency</i>	PER. ALL.	P.A.S. <i>P.M.I.P.</i>	P.R.	BEBAS <i>IND.</i>
Perlis Utara.. ..	10,763 (12,521)	8,057 (6,119)	2,910	— (—)
Perlis Selatan ..	11,432 (10,486)	10,229 (7,250)	—	— (—)
	<u>22,195 (23,007)</u>	<u>18,286 (13,369)</u>	<u>2,910</u>	— (—)

Bahagian Pilehanraya <i>Constituency</i>	Jumlah Undi ² Sah <i>Total Valid Votes</i>	Undi di-Tolak <i>Votes Rejected</i>	Jumlah Mengundi <i>Total Voted</i>	Jumlah Pemilih <i>Total Electorate</i>	Peratus Undian <i>Voting Percentage</i>
Perlis Utara.. ..	21,730 (18,640)	981 (721)	22,711 (19,361)	27,932 (23,379)	81.3 (82.8)
Perlis Selatan ..	21,661 (17,736)	610 (843)	22,271 (18,579)	28,128 (23,112)	79.2 (80.4)
	<u>43,391 (36,376)</u>	<u>1,591 (1,564)</u>	<u>44,982 (37,940)</u>	<u>56,060 (46,491)</u>	<u>80.2 (81.6)</u>

- a. Peratus undi² sah yang di-beri kepada Parti² Siasah dan chalun² bebas:
Percentage of valid vote cast for Parties and Independent candidates:
- | | | | | | | |
|------|-------|-------------|----|----------|-------|-------------|
| PER. | | 51.2 (63.2) | .. | P.A.S. | | 42.1 (36.8) |
| ALL. | | .. | .. | P.M.I.P. | | .. |
| P.R. | | 6.7 | | | | |
- b. Peratus undi di-tolak: 3.5 (4.1)
Percentage of Votes Rejected:

- Jumlah pemilih dalam Bahagian² Pilihanraya PARLIMEN yang Bertanding:
PARLIAMENTARY total electorate in contested Constituencies:
56,060 (46,491).
- d. Angka² dalam kurungan ia-lah angka² tahun 1964.
Figures within brackets are 1964 figures.

LAMPIRAN H 2
APPENDIX

PILEHANRAYA² PARLIMEN—KEDAH—UNDI² YANG DI-DAPATI OLEH PARTI² SIASAH DAN CHALUN² BEBAS
PARLIAMENTARY ELECTIONS—KEDAH—VOTES POLLED BY POLITICAL PARTIES AND INDEPENDENT CANDIDATES

Bahagian Pilehanraya <i>Constituency</i>	PER. ALL.	P.A.S. P.M.I.P.	G.R.M.	F.S. S.F.	P.D.B. U.D.P.
Jitra Padang Terap ..	15,145 (15,835)	11,595 (6,105)	—	(—) (—)	(—) (—)
Kubang Pasu Barat ..	9,999 (9,942)	10,087 (6,566)	—	(—) (—)	(—) (—)
Kota Star Utara ..	10,487 (11,847)	12,176 (6,922)	—	(—) (—)	(—) (—)
Alor Star ..	9,016 (14,749)	7,258 (3,608)	8,543	(1,747)* (2,695)*	(—) (—)
Kuala Kedah ..	15,468 (17,109)	11,964 (5,462)	—	(—) (—)	(—) (—)
Kota Star Selatan ..	12,032 (12,406)	13,021 (8,196)	—	(—) (—)	(—) (—)
Kedah Tengah ..	13,958 (16,042)	11,583 (5,362)	—	(—) (—)	(—) (—)
Jerai ..	13,182 (14,002)	10,414 (7,085)	—	(—) (—)	(—) (—)
Baling ..	16,247 (14,970)	10,332 (5,208)	—	(1,782)* (—)	(—) (—)
Sungei Patani ..	8,931 (14,177)	4,661 (1,176)*	6,859	(3,680) (1,154)*	(—) (—)
Kulim Utara ..	12,131 (12,839)	5,792 (3,910)	—	(—) (—)	(—) (—)
Kulim-Bandar Bahru	14,381 (15,077)	6,378 (2,261)*	—	(4,585) (—)	(—) (—)
	150,977 (168,995)	115,861 (61,861)	15,402	(11,794) (3,849)	(—) (—)

Bahagian Pilehanraya <i>Constituency</i>	Jumlah Undi ² Sah <i>Total Valid Votes</i>	Undi di-Tolak <i>Votes Rejected</i>	Jumlah Mengundi <i>Total Voted</i>	Jumlah Pemilih <i>Total Electorate</i>	Peratus Undian <i>Voting Percentage</i>
Jitra-Padang Terap ..	26,740 (21,940)	1,186 (1,077)	27,926 (23,017)	35,697 (29,464)	78.2 (78.1)
Kubang Pasu Barat ..	20,086 (16,508)	589 (703)	20,675 (17,211)	27,275 (22,351)	75.8 (77.0)
Kota Star Utara ..	22,663 (18,769)	805 (835)	23,468 (19,604)	29,646 (23,982)	79.2 (81.7)
Alor Star ..	24,817 (22,799)	579 (767)	25,396 (23,566)	38,631 (33,758)	65.7 (69.8)
Kuala Kedah ..	27,432 (22,571)	987 (1,014)	28,419 (23,585)	36,874 (29,872)	77.1 (79.0)
Kota Star Selatan ..	25,053 (20,602)	627 (838)	25,680 (21,440)	31,995 (25,898)	80.3 (82.8)
Kedah Tengah ..	25,541 (21,404)	1,136 (885)	26,677 (22,289)	35,302 (29,829)	75.6 (74.7)
Jerai ..	23,596 (21,087)	737 (701)	24,333 (21,788)	31,829 (28,271)	76.4 (77.1)
Baling ..	27,179 (21,960)	1,160 (1,255)	28,339 (23,215)	36,210 (31,820)	78.3 (73.0)
Sungei Patani ..	20,451 (20,187)	493 (527)	20,944 (20,714)	28,595 (27,156)	73.2 (76.3)
Kulim Utara ..	17,923 (16,749)	1,322 (1,484)	19,245 (18,233)	25,839 (24,125)	74.5 (75.6)
Kulim-Bandar Bahru	20,759 (21,923)	1,512 (887)	22,271 (22,810)	30,274 (30,332)	73.6 (75.2)
	282,240 (246,499)	11,133 (10,973)	293,373 (257,472)	388,167 (336,858)	75.6 (76.4)

a. Peratus undi² sah yang di-beri kepada Parti² Siasah dan chalun² bebas:
Percentage of valid votes cast for Parties and Independent candidates:

PER. ..	53.5 (68.6)	P.A.S. ..	41.1 (25.1)
ALL. ..		P.M.I.P. ..	
G.R.M. ..	5.5	F.S. ..	(4.8)
		S.F. ..	
P.D.B. ..	(1.6)		
U.D.P. ..			

b. Peratus undi di-tolak: 3.8 (4.3)
Percentage of Votes Rejected:

c. * Hilang Wang² Pertarohan.
** Deposit lost*

d. Jumlah pemilih dalam Bahagian² Pilihanraya PARLIMEN yang Bertanding:
PARLIAMENTARY total electorate in Contested Constituencies:
388,167 (336,858).

e. Angka² dalam kurungan ialah angka² tahun 1964.
Figures within brackets are 1964 figures.

LAMPIRAN H 3
APPENDIX

PILEHANRAYA² PARLIMEN—KELANTAN—UNDI² YANG DI-DAPATI OLEH PARTI² SIASAH DAN CHALUN² BEBAS
PARLIAMENTARY ELECTIONS—KELANTAN—VOTES POLLED BY POLITICAL PARTIES AND INDEPENDENT CANDIDATES

Bahagian Pilehanraya <i>Constituency</i>	PER. ALL.	P.A.S. <i>P.M.I.P.</i>	F.S. <i>S.F.</i>	BEBAS <i>IND.</i>
Tumpat	12,802 (10,056)	10,475 (10,248)	(—)	— (—)
Kelantan Hilir	8,817 (6,496)	13,635 (12,721)	(—)	— (—)
Pasir Mas Hilir	7,336 (5,261)	12,556 (13,476)	(—)	— (—)
Kota Bharu Hilir	13,069 (11,585)	12,914 (10,929)	(—)	— (—)
Bachok	10,943 (8,278)	13,069 (12,659)	(—)	— (—)
Kota Bharu Hulu	10,021 (7,915)	15,051 (15,656)	(—)	235* (—)
Pasir Mas Hulu	7,766 (5,496)	9,208 (9,857)	(—)	— (—)
Pasir Puteh	13,029 (10,393)	13,294 (11,798)	(—)	— (—)
Tanah Merah	14,856 (11,549)	13,849 (12,318)	(—)	— (—)
Ulu Kelantan	15,954 (12,681)	12,358 (9,108)	(414)*	— (—)
	114,593 (89,710)	126,409 (118,770)	(414)	235 (—)

124

Bahagian Pilehanraya <i>Constituency</i>	Jumlah Undi ² Sah <i>Total Valid Votes</i>	Undi di-Tolak <i>Votes Rejected</i>	Jumlah Mengundi <i>Total Voted</i>	Jumlah Pemilih <i>Total Electorate</i>	Peratus Undian <i>Voting Percentage</i>
Tumpat	23,277 (20,304)	788 (931)	24,065 (21,235)	31,115 (25,887)	77.3 (82.0)
Kelantan Hilir	22,452 (19,217)	731 (955)	23,183 (20,172)	31,060 (25,451)	74.6 (79.3)
Pasir Mas Hilir	19,892 (18,737)	700 (507)	20,592 (19,244)	29,556 (24,664)	69.7 (78.0)
Kota Bharu Hilir	25,982 (22,514)	756 (802)	26,739 (23,316)	39,478 (30,942)	67.7 (75.4)
Bachok	24,012 (20,937)	731 (936)	24,743 (21,873)	31,293 (26,274)	79.1 (83.2)
Kota Bharu Hulu	25,307 (23,571)	884 (965)	26,191 (24,536)	34,693 (29,978)	75.5 (81.8)
Pasir Mas Hulu	16,974 (15,353)	507 (680)	17,481 (16,033)	25,397 (20,764)	68.8 (77.2)
Pasir Puteh	26,323 (22,191)	656 (1,017)	26,979 (23,208)	33,603 (27,042)	80.3 (85.8)
Tanah Merah	28,705 (23,867)	827 (1,135)	29,532 (25,002)	38,999 (31,250)	75.7 (80.0)
Ulu Kelantan	28,312 (22,203)	1,046 (947)	29,358 (23,150)	38,560 (29,479)	76.1 (78.5)
	241,237 (208,894)	7,626 (8,875)	248,863 (217,769)	333,754 (271,731)	74.6 (80.1)

a. Peratus undi² sah yang di-beri kepada Parti² Siasah dan chalun² bebas:
Percentage of valid votes cast for Parties and Independent candidates:

PER.	47.5 (42.9)	P.A.S.	52.4 (56.9)
ALL.		P.M.I.P.	
F.S.	(0.2)	BEBAS	0.1 (—)
S.F.		IND.	

b. Peratus undi di-tolak: 3.1 (4.1)
Percentage of Votes Rejected:

c. * Hilang Wang Pertarohan.
• *Deposit Lost.*

d. Jumlah pemilih dalam Bahagian² Piiihauraya PARLIMEN yang Bertanding:
PARLIAMENTARY total electorate in Contested Constituencies:
333,754 (271,731)

e. Angka² dalam kurungan ia-lah angka² tahun 1964.
Figures within brackets are 1964 figures.

LAMPIRAN H 4
APPENDIX

PILEHANRAYA² PARLIMEN—TERENGGANU—UNDI² YANG DI-DAPATI OLEH PARTI² SIAH DAN CHALUN² BEBAS
PARLIAMENTARY ELECTIONS—TERENGGANU—VOTES POLLED BY POLITICAL PARTIES AND INDEPENDENT CANDIDATES

Bahagian Pilehanraya Constituency	PER. ALL.	P.A.S. P.M.I.P.	F.S. S.F.	P.N.
Besut.. ..	13,830 (10,859)	12,805 (10,995)	(—)	(—)
K. Trengganu Utara	11,438 (11,500)	10,112 (5,829)	(—)	(1,020)*
K. Trengganu Selatan	9,029 (9,795)	10,790 (1,775)*	(—)	(5,349)
Dungun	8,036 (7,483)	10,051 (5,941)	(691)*	(562)*
Kemaman	9,428 (10,153)	8,534 (2,589)	(3,072)	(—)
Trengganu Tengah..	12,157 (11,002)	11,651 (7,393)	(1,156)*	(388)*
	<u>63,918 (60,792)</u>	<u>63,943 (34,522)</u>	<u>(4,919)</u>	<u>(7,319)</u>

Bahagian Pilehanraya Constituency	Jumlah Undi ² Sah Total Valid Votes	Undi di-Tolak Votes Rejected	Jumlah Mengundi Total Voted	Jumlah Pemilih Total Electorate	Peratus Undian Voting Percentage
Besut	26,635 (21,854)	1,234 (980)	27,869 (22,834)	35,522 (27,437)	78.5 (83.2)
K. Trengganu Utara	21,550 (18,349)	1,157 (869)	22,707 (19,218)	30,187 (24,739)	75.2 (77.7)
K. Trengganu Selatan	19,819 (16,919)	1,075 (700)	20,894 (17,619)	29,457 (24,129)	70.9 (73.0)
Dungun	18,087 (14,677)	984 (613)	19,071 (15,290)	25,930 (21,119)	73.5 (72.4)
Kemaman	17,962 (15,814)	910 (742)	18,872 (16,556)	26,953 (22,013)	70.9 (75.2)
Trengganu Tengah	23,808 (19,939)	1,399 (882)	25,207 (20,821)	31,316 (25,780)	80.5 (80.8)
	<u>127,861 (107,552)</u>	<u>6,759 (4,786)</u>	<u>134,620 (112,338)</u>	<u>179,365 (145,217)</u>	<u>75.1 (77.4)</u>

a. Peratus undi² sah yang di-beri kepada Parti² Siasah dan chalun² bebas:
Percentage of valid votes cast for Parties and Independent Candidates:

PER.	50.0 (56.5)	..	P.A.S.	50.0 (32.1)
ALL.	P.M.I.P.	
F.S.	(4.6)	..	P.N.	(6.8)
S.F.	P.N.	

b. Peratus undi di-tolak: 5.0 (4.3)
Percentage of Votes Rejected:

c. • Hilang Wang Pertarohan.
• Deposit Lost.

d. Jumlah pemilih dalam Bahagian² Pilihanraya PARLIMEN yang Bertanding:
PARLIAMENTARY total electorate in Contested Constituencies:
179,365 (145,217).

e. Angka² dalam kurungan ia-lah angka² tahun 1964.
Figures within brackets are 1964 figures.

LAMPIRAN H 5
APPENDIX

PILEHANRAYA² PARLIMEN — PULAU PINANG—UNDI² YANG DI-DAPATI OLEH PARTI² SIASAH DAN CHALUN² BEBAS
PARLIAMENTARY ELECTIONS—PENANG—VOTES POLLED BY POLITICAL PARTIES AND INDEPENDENT CANDIDATES

Bahagian Pilehanraya <i>Constituency</i>	PER. ALL.	P.A.S. P.M.I.P.	P.K.R. P.P.P.	P.T.D. D.A.P.	G.R.M.	F.S. S.F.	P.D.B. U.D.P.	PETIR P.A.P.
Bagan	TB. UNC (8,925)	TB. UNC (983)*	TB. UNC (—)	TB. UNC	TB. UNC	(6,564)	(871)*	(—)
Seberang Tengah ..	12,017 (15,660)	— (—)	— (—)	—	16,808	(7,486)	(5,215)	(—)
Seberang Selatan ..	6,391 (10,427)	2,474 (457)*	— (—)	—	9,738	(6,322)	(—)	(—)
Penang Utara ..	13,379 (16,686)	— (—)	— (—)	20,930	—	(10,148)	(5,149)	(—)
Penang Selatan ..	14,196 (16,088)	— (—)	— (—)	—	20,196	(12,571)	(4,752)	(—)
Tanjong	4,496 (6,271)	— (—)	775* (—)	—	19,656	(8,516)	(12,928)	(778)*
Dato Keramat ..	5,635 (7,707)	— (—)	— (—)	—	17,272	(10,102)	(8,236)	(—)
Seberang Utara ..	13,111 (15,440)	10,737 (4,087)	— (—)	—	—	(3,277)	(—)	(—)
	69,225 (97,204)	13,211 (5,527)	775 (—)	20,930	83,670	(64,986)	(37,151)	(778)

Bahagian Pilehanraya <i>Constituency</i>	Jumlah Undi ² Sah <i>Total Valid Votes</i>	Undi di-Tolak <i>Votes Rejected</i>	Jumlah Mengundi <i>Total Voted</i>	Jumlah Pemilih <i>Total Electorate</i>	Peratus Undian <i>Voting Percentage</i>
Bagan	TB. UNC (17,343)	TB. UNC (403)	TB. UNC (17,746)	24,793 (22,805)	TB. UNC (77.8)
Seberang Tengah ..	28,825 (28,361)	2,516 (943)	31,341 (29,304)	41,319 (35,780)	75.8 (81.9)
Seberang Selafan ..	18,603 (17,206)	884 (703)	19,487 (17,909)	24,573 (21,198)	79.3 (84.5)
Penang Utara ..	34,309 (31,983)	1,730 (667)	36,039 (32,650)	47,083 (39,131)	76.5 (83.4)
Penang Selatan ..	34,392 (33,411)	2,017 (848)	36,409 (34,259)	47,464 (40,291)	76.7 (85.0)
Tanjong	24,927 (28,493)	1,072 (672)	25,999 (29,165)	33,747 (34,763)	77.0 (83.9)
Dato Keramat ..	22,907 (26,045)	1,048 (656)	23,955 (26,701)	31,053 (31,327)	77.1 (85.2)
Seberang Utara ..	23,848 (22,804)	2,593 (1,010)	26,441 (23,814)	32,369 (28,160)	81.7 (84.6)
	187,811 (205,646)	11,860 (5,902)	199,671 (211,548)	282,401 (253,455)	77.5 (83.5)

- a. **Peratus undi² sah yang di-beri kepada Parti² Siasah dan chalun² bebas:**
Percentage of valid votes cast for Parties and Independent candidates:
- | | | | |
|--------------|-------------|----------------|------------|
| PER. | 36.9 (47.3) | P.A.S. | 7.0 (2.7) |
| ALL. | | P.M.I.P. | |
| P.K.R. | 0.4 (—) | P.T.D. | 11.1 |
| P.P.P. | | D.A.P. | |
| G.R.M. | 44.6 | F.S. | (31.6) |
| | | S.F. | |
| P.D.B. | (18.1) | PETIR. | (0.4) |
| U.D.P. | | P.A.P. | |

- b. **Peratus undi di-tolak:** 5.9 (2.8)
Percentage of Votes Rejected:
- c. • Hilang Wang Pertarohan.
• Deposit lost.
- d. Jumlah pemilih dalam Bahagian² Pilihanraya PARLIMEN yang Bertanding:
PARLIAMENTARY total electorate in Contested Constituencies:
257,608 (253,455).
- e. Angka² dalam kurungan ialah angka² tahun 1964.
Figures within brackets are 1964 figures.
- f. TB. = Tidak Bertanding.
UNC = Uncontested.

LAMPIRAN H 6
APPENDIX

PILEHANRAYA² PARLIMEN—PERAK—UNDI² YANG DI-DAPATI OLEH PARTI² SIAH DAN CHALUN² BEBAS
PARLIAMENTARY ELECTIONS — PERAK — VOTES POLLED BY POLITICAL PARTIES AND INDEPENDENT CANDIDATES

Bahagian Pilehanraya <i>Constituency</i>	PER. <i>ALL.</i>	P.A.S. <i>P.M.I.P.</i>	P.K.R. <i>P.P.P.</i>	P.T.D. <i>D.A.P.</i>	G.R.M.	P.S. <i>P.P.</i>	P.D.B. <i>U.D.P.</i>	BEBAS <i>IND.</i>
Ulu Perak	13,013 (12,846)	5,124 (3,015)	— (—)	—	—	(—) (2,896)		1,691* (—)
Larut Utara.. . .	15,177 (14,778)	6,655 (4,348)	— (—)	—	—	(—) (1,344)*		— (—)
Krian Laut	11,092 (10,109)	10,792 (7,452)	— (—)	—	—	(2,282)* (—)		— (—)
Krian Darat	12,479 (11,574)	8,221 (6,011)	— (—)	—	—	(—) (518)*		— (—)
Larut Selatan ..	10,774 (18,906)	4,962 (2,734)*	— (—)	—	15,641	(3,185)* (5,080)		— (—)
Hilir Perak	7,302 (7,883)	4,919 (3,845)	— (—)	—	—	(—) (375)*		— (—)
Kuala Kangsar ..	12,580 (11,309)	9,113 (5,139)	— (—)	—	—	(3,028) (725)*		— (2,209)*
Sungei Siput	7,985 (9,855)	— (—)	7,839 (3,922)	—	—	(—) (—)		— (—)
Parit	8,683 (10,571)	9,193 (5,066)	— (—)	—	—	(—) (1,138)*		— (920)*
Bruas	7,900 (10,587)	4,033 (—)	8,368 (—)	—	—	(—) (6,719)		— (2,550)
Sitiawan	7,964 (11,136)	— (—)	— (—)	11,607	—	(—) (7,299)		— (—)
Ipoh	5,231 (8,897)	— (—)	23,979 (13,800)	—	—	(2,280)* (—)		— (—)
Menglembu	6,818 (11,246)	— (—)	29,089 (20,367)	—	—	(3,457)* (—)		— (—)
Ulu Kinta	7,591 (7,351)	— (—)	10,706 (6,345)	—	—	(2,172) (—)		— (—)
Batu Gajah	6,812 (9,843)	901* (—)	— (9,127)	12,240	—	(—) (—)		— (—)
Kampar	8,827 (12,964)	2,884 (—)	— (9,357)	17,532	—	(4,403) (—)		— (—)
Tanjong Malim ..	7,822 (9,983)	1,296 (—)	— (—)	7,787	—	(2,328) (—)		— (2,667) (486)*
Telok Anson	8,523 (12,251)	1,417* (—)	— (—)	12,297	—	(9,204) (—)		— (—)
Bagan Datoh	10,204 (12,225)	6,648 (4,331)	— (—)	—	—	(—) (—)		— (—)
Batang Padang ..	7,082 (7,827)	— (—)	— (3,412)	7,188	—	(—) (—)		— (2,099)
	<u>183,859 (222,141)</u>	<u>76,158 (41,941)</u>	<u>79,981 (66,330)</u>	<u>68,651</u>	<u>15,641</u>	<u>(32,339)</u>	<u>(26,094)</u>	<u>1,691 (10,931)</u>

LAMPIRAN H 6—(samb.)
APPENDIX—(cont.)

PILEHANRAYA² PARLIMEN—PERAK—UNDI² YANG DI-DAPATI OLEH PARTI² SIAHAH DAN CHALUN² BEBAS—(samb.)
PARLIAMENTARY ELECTIONS—PERAK—VOTES POLLED BY POLITICAL PARTIES AND INDEPENDENT CANDIDATES—(cont.)

Bahagian Pilehanraya Constituency	Jumlah Undi ² Sah Total Valid Votes	Undi di-Tolak Votes Rejected	Jumlah Megeundi	Jumlah Pemilih Total Electorate	Peratus Undian Voting Percentage
Ulu Perak	19,828 (18,757)	1,044 (768)	20,872 (19,525)	26,684 (23,172)	78.2 (84.3)
Larut Utara	21,832 (20,470)	1,103 (836)	22,935 (21,306)	31,664 (27,041)	72.4 (78.8)
Krian Laut	21,884 (19,843)	1,163 (583)	23,047 (20,426)	30,485 (25,605)	75.6 (79.8)
Krian Darat	20,700 (18,103)	1,211 (1,246)	21,911 (19,349)	29,507 (24,737)	74.3 (78.2)
Larut Selatan	31,377 (29,905)	1,233 (1,124)	32,610 (31,029)	47,472 (40,909)	68.7 (75.8)
Hilir Perak	12,221 (12,103)	815 (514)	13,036 (12,617)	17,705 (15,805)	73.6 (79.8)
Kuala Kangsar	21,693 (22,410)	1,567 (863)	23,260 (22,273)	33,067 (29,714)	70.3 (78.3)
Sungei Siput	15,824 (13,777)	695 (639)	16,519 (14,416)	21,702 (17,791)	76.1 (81.0)
Parit	17,876 (17,695)	933 (433)	18,809 (18,128)	25,268 (22,296)	74.4 (81.3)
Bruas	20,301 (19,856)	975 (1,002)	21,276 (20,858)	29,421 (26,270)	72.3 (79.4)
Sitiawan	19,571 (18,435)	921 (685)	20,492 (19,120)	27,930 (23,877)	73.4 (80.1)
Ipoh	29,210 (24,977)	926 (831)	30,136 (25,808)	40,718 (33,261)	74.0 (77.6)
Menglembu	35,907 (35,070)	1,391 (1,117)	37,298 (36,187)	51,913 (45,994)	71.8 (78.7)
Ulu Kinta	18,297 (15,868)	841 (567)	19,138 (16,435)	24,475 (19,729)	78.2 (83.3)
Batu Gajah	19,953 (18,970)	1,137 (903)	21,090 (19,873)	27,081 (23,723)	77.9 (83.8)
Kampar	29,243 (26,724)	1,469 (1,122)	30,712 (27,846)	40,527 (34,215)	75.8 (81.4)
Tanjong Malim	16,905 (15,464)	1,155 (856)	18,060 (16,320)	26,295 (20,849)	68.7 (78.3)
Telok Anson	22,237 (21,455)	1,274 (1,317)	23,511 (22,772)	35,475 (29,130)	66.3 (78.2)
Bagan Datoh	16,852 (16,556)	1,498 (1,039)	18,350 (17,595)	26,237 (22,766)	69.9 (77.3)
Batang Padang	14,270 (13,338)	704 (899)	14,974 (14,237)	19,946 (17,603)	75.1 (80.9)
	425,981 (399,776)	22,055 (17,344)	448,036 (417,120)	613,572 (524,487)	73.0 (79.5)

a. Peratus undi² sah yang di-beri kepada Parti² Siasah dan chalun² bebas:
Percentage of valid votes cast for Parties and Independent candidates:

PER.	43.2 (55.6)	P.A.S.	17.9 (10.5)
ALL.		P.M.I.P.	
P.K.R.	18.8 (16.6)	P.T.D.	16.1
P.P.P.		D.A.P.	
G.R.M.	3.7	F.S.	(8.1)
		S.F.	
P.D.B.	(6.5)	BEBAS	0.4 (2.7)
U.D.P.		IND.	

b. Peratus undi di-tolak : 4.9 (4.2)
Percentage of Votes Rejected:

- c. • Hilang Wang Pertarohan.
- Deposit lost.

d. Jumlah pemilih dalam Bahagian² Pilihanraya PARLIMEN yang Bertanding:
PARLIAMENTARY total electorate in Contested Constituencies:
613,572 (524,487).

e. Angka² dalam kurungan ia-lah angka² tahun 1964.
Figures within brackets are 1964 figures.

LAMPIRAN H 7
APPENDIX

PILEHANRAYA² PARLIMEN—PAHANG—UNDI² YANG DI-DAPATI OLEH PARTI² SIASAH DAN CHALUN² BEBAS
PARLIAMENTARY ELECTIONS—PAHANG—VOTES POLLED BY POLITICAL PARTIES AND INDEPENDENT CANDIDATES

Bahagian Pilehanraya <i>Constituency</i>	PER. <i>ALL.</i>	P.A.S. <i>P.M.I.P.</i>	P.R.	F.S. <i>S.F.</i>
Raub	TB. (11,332) <i>UNC.</i>	TB. (—) <i>UNC.</i>	TB. <i>UNC.</i>	(4,996)
Bentong	TB. (12,832) <i>UNC.</i>	TB. (—) <i>UNC.</i>	TR. <i>UNC.</i>	(6,686)
Kuantan	8,798 (10,696)	3,438 (1,755)*	7,491	(2,957)
Pekan	12,641 (11,858)	3,716 (1,711)	—	(—)
Temerloh	12,206 (12,311)	5,608 (3,350)	4,273	(4,357)
Lipis	14,862 (15,294)	6,696 (4,421)	—	(—)
	48,507 (74,323)	19,458 (11,237)	11,764	(18,996)

129

Bahagian Pilehanraya <i>Constituency</i>	Jumlah Undi ² Sah <i>Total Valid Votes</i>	Undi di-Tolak <i>Votes Rejected</i>	Jumlah Mengundi <i>Total Voted</i>	Jumlah Pemilih <i>Total Electorate</i>	Peratus Undian <i>Voiting Percentage</i>
Raub	TB. (16,328) <i>UNC.</i>	TB. (968) <i>UNC.</i>	TB. (17,296) <i>UNC.</i>	29,327 (21,590)	TB. (80.1) <i>UNC.</i>
Bentong	TB. (19,518) <i>UNC.</i>	TR. (846) <i>UNC.</i>	TB. (20,364) <i>UNC.</i>	28,187 (25,182)	TB. (80.9) <i>UNC.</i>
Kuantan	19,727 (15,408)	1,011 (710)	20,738 (16,118)	30,154 (21,889)	68.8 (73.6)
Pekan	16,357 (13,569)	488 (596)	16,845 (14,165)	23,644 (18,486)	71.2 (76.6)
Temerloh	22,087 (20,018)	1,581 (1,017)	23,668 (21,035)	33,066 (26,899)	71.7 (78.2)
Lipis	21,558 (19,715)	1,836 (1,221)	23,394 (20,936)	32,390 (27,546)	72.2 (76.0)
	79,729 (104,556)	4,916 (5,358)	84,645 (109,914)	176,768 (141,592)	71.0 (72.7)

a. Peratus undi² sah yang di-beri kepada Parti² Siasah dan chalun² bebas:
Percentage of valid votes cast for Parties and Independent candidates:

PER.	60.8 (71.1)	P.A.S.	24.4 (10.7)
ALL.		P.M.I.P.	
P.R.	14.8	F.S.	(18.2)
		S.F.	

b. Peratus undi di-tolak: 5.8 (4.9)
Percentage of Votes Rejected :

c. * Hilang Wang Pertarohan.
• *Deposit lost.*

d. Jumlah pemilih dalam Bahagian² Pilihanraya PARLIMEN yang Bertanding:
PARLIAMENTARY total electorate in Contested Constituencies:
119,254 (141,592)

e. Angka² dalam kurungan ia-lah angka² tahun 1964.
Figures within brackets are 1964 figures.

f. TB. = Tidak Bertanding.
UNC = Uncontested.

LAMPIRAN H 8
APPENDIX

PILEHANRAYA² PARLIMEN—SELANGOR—UNDI² YANG DI-DAPATI OLEH PARTI² SIAHAH DAN CHALUN² BEBAS
PARLIAMENTARY ELECTIONS—SELANGOR—VOTES POLLED BY POLITICAL PARTIES AND INDEPENDENT CANDIDATES

Bahagian Pilehanraya Constituency	PER. ALL.	P.A.S. P.M.I.P.	P.K.R. P.P.P.	P.T.D. D.A.P.	G.R.M.	F.S. S.F.	PETIR P.A.P.
Kuala Selangor ..	12,098 (11,684)	7,724 (—)	— (—)	—	—	(4,435)	(—)
Batu ..	8,772 (9,774)	— (—)	— (—)	—	22,720	(10,122)	(2,439)*
Kapar ..	7,781 (9,937)	3,420 (2,188)	— (—)	6,734	—	(4,829)	(—)
Rawang ..	8,260 (9,935)	— (—)	— (—)	—	8,010	(4,789)	(—)
Langat ..	8,433 (10,275)	— (—)	— (—)	—	6,829	(4,260)	(—)
Setapak ..	13,871 (12,292)	— (—)	— (—)	17,137	—	(7,888)	(4,214)
Bungsar ..	9,648 (9,761)	— (—)	— (2,219)*	37,050	—	(12,686)	(13,494)
Bukit Bintang ..	9,137 (9,107)	— (650)*	— (—)	—	18,488	(5,000)	(6,667)
Damansara ..	12,089 (9,148)	— (—)	— (—)	15,567	—	(8,602)	(3,191)
Klang ..	11,252 (14,027)	— (—)	— (—)	10,772	—	(7,928)	(—)
Kuala Langat ..	10,235 (9,840)	5,824 (—)	— (—)	—	—	(6,043)	(—)
Sepang ..	8,450 (9,438)	— (—)	— (—)	6,701	—	(5,429)	(—)
Sabak Bernam ..	12,827 (11,372)	6,073 (3,690)	— (—)	—	—	(—)	(—)
Ulu Selangor ..	8,278 (9,412)	— (—)	— (—)	6,755	—	(4,199)	(—)
	141,131 (146,002)	23,041 (6,528)	— (2,219)	100,716	56,047	(86,210)	(30,025)

130

Bahagian Pilehanraya Constituency	Jumlah Undi ² Sah Total Valid Votes	Undi di-Tolak Votes Rejected	Jumlah Mengundi Total Voted	Jumlah Pemilih Total Electorate	Peratus Undian Voting Percentage
Kuala Selangor ..	19,822 (16,119)	2,680 (1,333)	22,502 (17,452)	31,067 (24,882)	72.4 (70.1)
Batu ..	31,492 (22,355)	1,189 (1,023)	32,681 (23,378)	50,183 (32,297)	65.1 (72.4)
Kapar ..	17,935 (16,954)	1,033 (979)	18,968 (17,933)	26,368 (22,730)	71.9 (78.9)
Rawang ..	16,270 (14,724)	1,251 (659)	17,521 (15,383)	24,765 (19,951)	70.7 (77.1)
Langat ..	15,262 (14,535)	1,110 (1,047)	16,372 (15,582)	23,142 (19,403)	70.7 (80.3)
Setapak ..	31,008 (24,394)	2,165 (871)	33,173 (25,265)	57,969 (37,034)	57.2 (68.2)
Bungsar ..	46,698 (38,160)	1,302 (1,293)	48,000 (39,453)	81,086 (58,261)	59.2 (67.7)
Bukit Bintang ..	27,625 (21,424)	1,410 (676)	29,035 (22,100)	50,631 (33,636)	57.3 (65.7)
Damansara ..	27,656 (20,941)	1,002 (856)	28,658 (21,797)	41,331 (30,056)	69.3 (72.5)
Klang ..	22,024 (21,955)	970 (1,029)	22,994 (22,984)	34,235 (30,158)	67.2 (76.2)
Kuala Langat ..	16,059 (15,883)	1,848 (1,035)	17,907 (16,918)	24,973 (21,105)	71.7 (80.2)
Sepang ..	15,151 (14,867)	950 (632)	16,101 (15,499)	20,844 (18,581)	77.2 (83.4)
Sabak Bernam ..	18,900 (15,062)	1,356 (1,431)	20,256 (16,493)	29,545 (22,367)	68.6 (73.7)
Ulu Selangor ..	15,033 (13,611)	820 (717)	15,853 (14,328)	20,845 (17,750)	76.1 (80.7)
	320,935 (270,984)	19,086 (13,581)	340,021 (284,565)	516,984 (388,211)	65.8 (73.3)

a. Peratus undi² sah yang di-beri kepada Parti² Siasah dan calon² bebas:
Percentage of valid votes cast for Parties and Independent Candidates:

PER. ..	44.0 (53.9)	P.A.S. ..	7.2 (2.4)
ALL. ..	—	P.M.I.P. ..	—
P.K.R. ..	(0.8)	P.T.D. ..	31.4
P.P.P. ..	—	D.A.P. ..	—
G.R.M. ..	17.5	F.S. ..	(31.8)
		S.F. ..	—
PETIR. ..	(11.1)	P.A.P. ..	—

b. Peraturan undi di-tolak: 5.6 (4.8)
Percentage of Votes Rejected:

c. • Hilang Wang Pertarohan.
• Deposit lost.

d. Jumlah pemilih dalam Bahagian² Pilihanraya PARLIMEN yang Bertanding:
PARLIAMENTARY total electorate In Contested Constituencies:
516,984 (388,211).

e. Angka² dalam kurungan ia-lah angka² tahun 1964.
Figures within brackets are 1964 figures.

LAMPIRAN H 9
APPENDIX

PILEHANRAYA² PARLIMEN—NEGERI SEMBILAN—UNDI² YANG DI-DAPATI OLEH PARTI² SIAHAH DAN CHALUN² BEBAS
PARLIAMENTARY ELECTIONS—NEGRZ SEMBZLAN—VOTES POLLED BY POLITICAL PARTIES AND INDEPENDENT CANDIDATES

Bahagian Pilihanraya <i>Constituency</i>	PER. <i>ALL.</i>	P.A.S. <i>P.M.I.P.</i>	P.K.R. <i>P.P.P.</i>	P.T.D. <i>D.A.P.</i>	U.M.C.O.	F.S. <i>S.F.</i>	P.D.B. <i>U.D.P.</i>	PETIR <i>P.A.P.</i>	BEBAS <i>IND.</i>
Kuala Pilah ..	11,762 (14,842)	8,166 (—)	— (—)	—	—	(3,468)	(1,930)*	(—)	— (—)
Seremban Timor ..	8,073 (9,604)	— (—)	— (—)	13,475	791*	(5,124)	(1,670)*	(5,410)	— (—)
Rembau-Tampin ..	TB. UNC. (11,837)	TB. UNC. (—)	— (—)	TB. UNC.	TB. UNC.	(3,583)	(2,693)	(—)	TB. UNC. (—)
Port Dickson ..	6,606 (7,911)	1,872 (—)	— (1,349)*	10,266	307*	(2,020)	(2,174)	(—)	— (2,074)
Jejebu-Jempol ..	12,573 (14,498)	6,261 (—)	— (—)	—	—	(5,601)	(1,015)*	(—)	— (504)*
Seremban Barat ..	7,277 (10,163)	— (—)	— (—)	11,705	710*	(6,688)	(2,005)*	(—)	— (—)
	46,291 (68,855)	16,299 (—)	— (1,349)	35,446	1,808	(26,484)	(11,487)	(5,410)	— (2,578)

131

Bahagian Pilihanraya <i>Constituency</i>	Jumlah Undi ² Sah <i>Total Valid Votes</i>	Undi di-Tolak <i>Voter Rejected</i>	Jumlah Mengundi <i>Total Voted</i>	Jumlah Pemilih <i>Total Electorate</i>	Peratus Undian <i>Voting Percentage</i>
Kuala Pilah ..	19,928 (20,240)	1,256 (1,282)	21,184 (21,522)	27,118 (26,135)	78.1 (82.3)
Seremban Timor..	22,339 (21,808)	905 (642)	23,244 (22,450)	32,222 (29,004)	72.1 (77.4)
Rembau-Tampin ..	TB. UNC. (18,113)	TB. UNC. (759)	TB. UNC. (18,872)	27,145 (22,987)	TB. UNC. (82.1)
Port Dickson ..	19,051 (16,032)	697 (1,219)	19,748 (17,251)	26,623 (22,083)	74.2 (78.1)
Jejebu-Jempol ..	18,834 (21,114)	3,187 (946)	22,021 (22,060)	29,720 (27,147)	74.1 (81.3)
Seremban Barat ..	19,692 (18,856)	978 (700)	20,670 (19,556)	27,900 (24,758)	74.1 (79.0)
	99,844 (116,163)	7,023 (5,548)	106,867 (121,711)	170,728 (152,114)	74.4 (80.0)

a. Peratus undi² sah yang di-biri kepada Parti² Siasah dan chalun² bebas:
Percentage of valid votes cast for Parties and Independent candidates:

PER. <i>ALL.</i>	46.4 (59.3)	P.A.S. <i>P.M.I.P.</i>	163 (—)
P.K.R. <i>P.P.P.</i>	(1.2)	P.T.D. <i>D.A.P.</i>	355
U.M.C.O.	1.8	F.S. <i>S.F.</i>	(22.8)
P.D.B. <i>U.D.P.</i>	(9.9)	PETIR <i>P.A.P.</i>	(4.7)
BEBAS <i>IND.</i>	— (2.2)		

b. Peratus undi di-tolak: 6.6 (4.6)
Percentage of votes rejected:

- c. • Hilang Wang Pertaraban.
- Deposit lost.

d. Jumlah pemilih dalam Bahagian² Pilihanraya PARLIMEN yang Bertanding:
PARLIAMENTARY total electorate in Contested Constituencies:

143,583 (152,114)

e. Angka² dalam kurungan ia-lah angka² tahun 1964.
Figures within brackets are 1964 figures.

f. TB. = Tidak Bertanding.
UNC. = Uncontested.

LAMPIRAN H 10
APPENDIX

PILEHANRAYA² PARLIMEN—MELAKA—UNDI² YANG DI-DAPATI OLEH PARTI² SIAHAH DAN CHALUN² BEBAS
PARLIAMENTARY ELECTIONS—MALACCA—VOTES POLLED BY POLITICAL PARTIES AND INDEPENDENT CANDIDATES

Bahagian Pilehanraya <i>Constituency</i>	PER. <i>ALL.</i>	P.A.S. <i>P.M.I.P.</i>	P.R.	P.T.D. <i>D.A.P.</i>	F.S. <i>S.F.</i>	PETIR <i>P.A.P.</i>	BEBAS <i>IND.</i>
Malacca Tengah ..	13,790 (18,568)	6,161 (1,236)*	6,490	—	(5,241)	(—)	—
Bandar Malacca ..	7,346 (13,789)	— (—)	4,621	18,562	(10,658)	(3,461)*	—
Malacca Utara ..	15,692 (16,892)	8,881 (2,523)*	—	—	(4,429)	(—)	—
Malacca Selatan ..	14,766 (18,649)	5,482 (—)	1,325 *	—	(7,150)	(—)	2,655*
	51,594 (67 898)	20,524 (3,759)	12,436	18,562	(27,478)	(3,461)	2,655

Bahagian Pilehanraya <i>Constituency</i>	Jumlah Undi ² Sah <i>Total Valid Votes</i>					Undi di-Tolak <i>Votes Rejected</i>	Jumlah Mengundi <i>Total Voted</i>	Jumlah Pemilih <i>Total Electorate</i>	Peratus Undian <i>Voting Percentage</i>					
Malacca Tengah	26,441 (25,045)	..	1,620 (721)	..	28,061 (25,766)	..	35,617 (30,569)	..	78.8 (84.3)
Bandar Malacca	30,529 (27,908)	..	955 (467)	..	31,484 (28,375)	..	42,679 (33,148)	..	73.8 (85.6)
Malacca Utara	24,573 (23,844)	..	1,515 (865)	..	26,088 (24,705)	..	33,237 (29,443)	..	78.5 (83.9)
Malacca Selatan	24,228 (25,799)	..	471 (1,139)	..	24,699 (26,938)	..	36,232 (32,425)	..	68.2 (83.1)
						105,771 (102,596)	..	4,561 (3,192)	..	110,332 (105,788)	..	147,765 (125,585)	..	74.7 (84.2)

a. Peratus undi² sah yang di-beri kepada Parti² Siasah dan chalun² bebas:
Percentage of valid votes cast for Parties and Independent candidates:

PER. <i>ALL.</i>	48.8 (66.2)	..	P.A.S. <i>P.M.I.P.</i>	19.4 (3.7)
P.R.	11.7	..	P.T.D. <i>D.A.P.</i>	17.5
F.S. <i>S.F.</i>	(26.8)	..	PETIR <i>P.A.P.</i>	(3.4)
BEBAS <i>IND.</i>	2.5					

b. Peratus undi di-tolak: 4.8 (3.0)
Percentage of votes rejected:

c. Hilang Wang Pertarohan.
Deposit lost.

d. Jumlah pemilih dalam Bahagian² Pilihanraya PARLIMEN yang Bertanding:
PARLIAMENTARY total electorate in Contested Constituencies:
147,765 (125,585).

e. Angka² dalam kurungan ia-lah angka² tahun 1964.
Figures within brackets are 1964 figures.

LAMPIRAN H 11
APPENDIX

PILEHANRAYA² PARLIMEN—JOHOR—UNDI² YANG DI-DAPATI OLEH PARTI² SIASAH DAN CHALUN² BEBAS
PARLIAMENTARY ELECTIONS—JOHORE—VOTES POLLED BY POLITICAL PARTIES AND INDEPENDENT CANDIDATES

Bahagian Pilehanraya <i>Constituency</i>	PER. <i>ALL.</i>	P.A.S. <i>P.M.I.P.</i>	P.T.D. <i>D.A.P.</i>	G.R.M.	F.S. <i>S.F.</i>	P.D.B. <i>U.D.P.</i>	PETIR <i>P.A.P.</i>	BEBAS <i>IND.</i>
Muar Dalam ..	TB. (15,385) <i>UNC.</i>	TB. (—) <i>UNC.</i>	TB. (—) <i>UNC.</i>	TB. (—) <i>UNC.</i>	(2,834)	(—)	(—)	TB. (—) <i>UNC.</i>
Segamat Selatan ..	14,470 (11,355)	— (—)	—	—	(4,956)	(1,619)*	(—)	5,183 (—)
Muar Pantai ..	13,755 (16,578)	— (—)	7,108	—	(6,137)	(—)	(—)	— (—)
Muar Selatan ..	TB. (TB. (—) <i>UNC. UNC.</i>)	TB. (TB. (—) <i>UNC. UNC.</i>)	TB. (—) <i>UNC.</i>	TB. (—) <i>UNC.</i>	(TB. (—) <i>UNC.</i>)	(TB. (—) <i>UNC.</i>)	(TB. (—) <i>UNC.</i>)	TB. (TB. (—) <i>UNC. UNC.</i>)
Batu Pahat ..	TB. (12,505) <i>UNC.</i>	TB. (—) <i>UNC.</i>	TB. (—) <i>UNC.</i>	TB. (—) <i>UNC.</i>	(5,647)	(2,422)*	(—)	TB. (—) <i>UNC.</i>
Batu Pahat Dalam ..	15,979 (17,225)	— (—)	—	5,062	(—)	(3,056)	(—)	— (—)
Kluang Utara ..	8,937 (9,138)	— (—)	7,914	—	(6,674)	(—)	(1,276)*	— (—)
Johor Tenggara ..	7,174 (TB. (—) <i>UNC.</i>)	— (TB. (—) <i>UNC.</i>)	—	3,149	(TB. (—) <i>UNC.</i>)	(TB. (—) <i>UNC.</i>)	(TB. (—) <i>UNC.</i>)	— (TB. (—) <i>UNC.</i>)
Pontian Utara ..	15,000 (16,526)	5,514 (2,764)	—	—	(—)	(—)	(—)	— (—)
Pontian Selatan ..	TB. (13,759) <i>UNC.</i>	TB. (—) <i>UNC.</i>	TB. (—) <i>UNC.</i>	TB. (—) <i>UNC.</i>	(5,910)	(—)	(—)	TB. (—) <i>UNC.</i>
Kluang Selatan ..	12,754 (11,926)	— (—)	7,053	—	(6,434)	(—)	(—)	— (—)
Johore Bahru Timor	12,565 (12,600)	— (—)	7,193	—	(5,343)	(—)	(733)*	— (—)
Johore Rahr Barat	12,319 (11,722)	— (—)	6,553	—	(4,796)	(—)	(447)*	— (—)
Johore Timor ..	9,689 (10,331)	2,419 (909)*	—	—	(—)	(—)	(—)	— (—)
Segamat Utara ..	10,212 (9,646)	— (—)	6,480	—	(4,671)	(2,545)	(—)	— (—)
Muar Utara ..	TB. 6 7 <i>UNC.</i>	TB. (—) <i>UNC.</i>	TB. (—) <i>UNC.</i>	TB. (—) <i>UNC.</i>	(3,876)	(—)	(—)	— (—)
	132,854 (185,413)	7,933 (3,673)	42,301	8,211	(57,278)	(9,642)	(2,456)	5,183 (—)

LAMPIRAN H 11—(samb.)
APPENDIX--(COW.)

PILEHANRAYA² NEGERI—JOHOR—UNDI² YANG DI-DAPATI OLEH PARTI² SIAHAH DAN CHALUN² BEBAS—(samb.)
STATE ELECTIONS—JOHORE—VOTES POLLED BY POLITICAL PARTIES AND INDEPENDENT CANDIDATES—(cont.)

Bahagian Pilehanraya <i>Constituency</i>	Jumlah Undi ² Sah <i>Total Valid Votes</i>	Undi di-Tolak <i>Votes Rejected</i>	Jumlah Mengundi <i>Total Voted</i>	Jumlah Pemilih <i>Total Electorate</i>	Peratus Undian <i>Voting Percentage</i>
Muar Dalam ..	TB. (18,219) UNC.	TB. (540) UNC.	TB. (18,759) UNC.	28,523 (22,723)	TB. (82.6) UNC.
Segamat Selatan	19,653 (17,930)	1,652 (763)	21,305 (18,693)	29,730 (22,678)	71.7 (82.4)
Muar Pantai	20,863 (22,715)	715 (481)	21,578 (23,196)	30,558 (30,116)	70.6 (77.0)
Muar Selatan	(TB.) UNC. (UNC.)	TB. (TB.) UNC. (UNC.)	TB. (TB.) UNC. (UNC.)	34,963 (30,123)	TB. (TB.) UNC. (UNC.)
Batu Pahat	TB. (20,574) UNC.	TB. (450) UNC.	TB. (21,024) UNC.	27,010 (25,358)	TB. (82.9) UNC.
Batu Pahat Dalam	21,041 (20,281)	1,887 (2,460)	22,928 (22,741)	32,664 (28,465)	70.2 (79.9)
Kluang Utara	16,851 (17,088)	1,125 (523)	17,976 (17,611)	25,334 (21,731)	71.0 (81.0)
Johor Tenggara	10,323 (TB.) UNC. (UNC.)	566 (TB.) UNC. (UNC.)	10,889 (TB.) UNC. (UNC.)	13,821 (12,854)	78.8 (TB.) UNC. (UNC.)
Pontian Utara	20,514 (19,290)	1,882 (2,030)	22,396 (21,320)	29,663 (26,098)	75.5 (81.7)
Pontian Selatan	TB. (19,669) UNC.	TB. (565) UNC.	TB. (20,234) UNC.	27,924 (24,569)	TB. (82.4) UNC.
Kluang Selatan	19,807 (18,360)	1,418 (601)	21,225 (18,961)	30,171 (23,158)	70.3 (81.9)
Johore Bahru Timor	19,758 (18,676)	1,009 (730)	20,767 (19,406)	28,729 (24,735)	72.3 (78.5)
Johore Bahru Barat	18,872 (16,965)	917 (563)	19,789 (17,525)	27,162 (22,493)	72.8 (77.9)
Johore Timor	12,108 (11,240)	834 (756)	12,942 (11,996)	18,302 (14,938)	70.7 (80.3)
Segamat Utara	16,692 (16,862)	500 (549)	17,192 (17,411)	21,802 (20,273)	78.9 (85.9)
Muar Utara	TB. (20,593) UNC.	TB. (973) UNC.	TB. (21,566) UNC.	30,264 (27,024)	TB. (79.8) UNC.
	196,482 (258,462)	12,505 (11,981)	208,987 (270,443)	436,620 (377,336)	72.6 (80.9)

134

a. Peratus undi² sah yang di-beri kepada Parti² Siasah dan chalun² bebas:
Percentage of valid votes cast for Parties and Independent Candidates:

PER.	67.6 (71.7)	P.A.S.	4.0 (1.4)
ALL.		P.M.I.P.	
P.T.D.	21.5	G.R.M... .. .	4.2
D.A.P.			
F.S.	(22.2)	P.D.B.	(3.7)
S.F.		U.D.P.	
PETIR	(1.0)	BEBAS	2.6 (—)
P.A.P.		IND.	

b. Peratur undi di-tolak: 6.0 (4.4)
Percentage of votes rejected:

- c. • Hilang Wang Pertarohan.
- Deposit lost.

d. Jumlah pemilih dalam Bahagian² Pilihanraya PARLIMEN yang Bertanding:
PARLIAMENTARY total electorate in Contested Constituencies:
287,936 1334,359.

e. Angka² dalam kurungan ia-lah angka² tahun 1964.
Figures within brackets are 1964 figures.

- f. TB. = Tidak Bertanding.
- UNC. = Uncontested.

LAMPIRAN H 12
APPENDIX

PILEHANRAYA² PARLIMEN—SABAH—UNDI² YANG DI-DAPATI OLEH PARTI²
SIAH DAN CHALUN² BEBAS
PARLZAMENTARY ELECTIONS—SABAH—VOTES POLLED BY POLITICAL PARTIES
AND INDEPENDENT CANDIDATES

Bahagian Pilehanraya <i>Constituency</i>	USNO	S.C. A.	BEBAS <i>IND.</i>
Marudu	TB. UNC. 4,344	.. — ..	2,785
Bandau	TB.		
Tuaran	UNC. 9,290	.. — ..	1,620 650* 61*
Kota Belud	—	.. 7,488 ..	2,545
Jesselton (Kota Kinabalu) Penampang	TB. UNC.		
Kemans	TB. UNC.		
Labuan-Beaufort	TB. UNC.		
Sabah Dalam	TB. UNC.		
Sabah Selatan	TB. UNC.		
Kinabalu	TB. UNC.		
Sandakan	TB. UNC.	.. 5,838 ..	3,195
Labuk Sugut	TB. UNC.		
Kinabatangan	TB. UNC.		
Darvel	TB. UNC.		
Tawau	—	.. 4,987 ..	1,770
	13,634	.. 18,313 ..	12,626

Bahagian Pilehanraya <i>Constituency</i>	Jumlah Undi ² Sah <i>Total Valid Votes</i>	Undi di-Tolak <i>Votes Rejected</i>	Jumlah Mengundi <i>Total Voted</i>	Jumlah Pemilih <i>Total Electorate</i>	Peratus Undian <i>Voting Percentage</i>
Marudu	TB. UNC. 7,129	TB. UNC. 463	TB. UNC. 7,592	.. 14,086 — ..
Bandau	TB.	.. TB.	.. TB.	.. 10,933 69.4 ..
Tuaran	UNC.	.. UNC.	.. UNC.	.. 13,826 — ..
Kota Belud	11,621	.. 418 12,039 14,875 80.9 ..
Jesselton (Kota Kinabalu) Penampang	16,033	.. 246 10,279 15,291 67.2 ..
.. .. .	TB.	.. TB.	.. TB.	.. 15,512 — ..
Kimanis	UNC.	.. UNC.	.. UNC.	.. 15,193 — ..
Labuan-Beaufort	TB.	.. TB.	.. TB.	.. 13,182 — ..
.. .. .	UNC.	.. UNC.	.. UNC.	.. 13,182 — ..
Sabah Ddam	TB.	.. TB.	.. TB.	.. 12,889 — ..
.. .. .	UNC.	.. UNC.	.. UNC.	.. 12,889 — ..
Sabah Selatan	TB.	.. TB.	.. TB.	.. 11,062 — ..
.. .. .	UNC.	.. UNC.	.. UNC.	.. 11,062 — ..
Kinabalu	TB.	.. TB.	.. TB.	.. 12,387 — ..
.. .. .	UNC.	.. UNC.	.. UNC.	.. 12,387 — ..
Sandakan	9,033	.. 176 9,209 12,625 72.9 ..
Labuk Sugut	TB.	.. TB.	.. TB.	.. 11,742 — ..
.. .. .	UNC.	.. UNC.	.. UNC.	.. 11,742 — ..
Kinabatangan	TB.	.. TB.	.. TB.	.. 11,672 — ..
.. .. .	UNC.	.. UNC.	.. UNC.	.. 11,672 — ..
Darvel	TB.	.. TB.	.. TB.	.. 13,788 — ..
.. .. .	UNC.	.. UNC.	.. UNC.	.. 13,788 — ..
Tawau	6,757	.. 155 6,912 9,798 70.5 ..
	44,573	.. 1,458 46,031 208,861 72.5 ..

- a. Peratus undi² sah yang diberi kepada Parti² Siasah dan chalun² bebas:
Percentage of valid vote cast for Parties and Independent candidates:
USNO .. 30.6 S.C.A. .. 41.1 BEBAS .. 28.3
IND.
- b. Peratus undi di-tolak: .. 3.3
Percentage of votes rejected:
- c. Hilang Wang Pertarahan.
• *Deposit lost.*
- d. Jumlah pemilih dalam Bahagian² Pilehanraya Parlimen yang Bertanding: 63,522
Parliamentary total electorate in Contested Constituencies:
- e. TB. — Tidak Bertanding.
UNC. — Uncontested.

LAMPIRAN H 13
APPENDIX

PILEHANRAYA PARLIMEN—SARAWAK—UNDI² YANG DI-DAPATI OLEH
PARTI² SIASAH DAN CHALUN² BEBAS
PARLIAMENTARY ELECTIONS—SARAWAK—VOTES POLLED BY POLITICAL
PARTIES AND INDEPENDENT CANDIDATES

Bahagian Pilehanraya Constituency	PER. ALL.	PESAKA	S.N.A.P.	S.U.P.P.	BEBAS IND.
Bau-Lundu	2,655	2,104	3,733	4,539	972*
Bandar Kuching	—	—	—	13,410	1,284*
Santubong	6,404	—	1,421*	5,744	—
Samarahan	5,842	—	1,837	2,852	—
Padawan	—	1,203*	3,136	5,583	1,145*
Serian	3,737	—	6,001	3,993	—
Simunjan	4,920	—	3,076	—	1,142*
Batang Lupar	1,800	3,142	4,751	3,247	—
Lubok Antu	—	1,577	1,867	1,480	620*
Betong	2,441	1,611	3,816	—	1,007*
Saratok	1,792	2,536	3,968	1,132*	585*
Suikei	4,041	—	1,389	3,337	114*
Payang	5,839	1,394*	884*	4,025	960*
Bandar Sibu	3,560	—	1,212*	7,655	398*
Rajang	—	2,596	1,540	4,217	519*
Mukah	3,632	1,892	2,300	1,368	1,423
Julau	—	2,330	2,267	—	373*
Kanowit	—	949	686*	1,532	896*
Kapit	—	2,598	3,008	—	787*
Ulu Rajang	—	2,795	1,428	1,424	2,020
Bintulu	2,919	2,183	2,038	1,461	257*
Miri-Subis	—	1,795	4,391	3,892	463*
Baram	—	1,795	5,100	1,863	1,609
Limbang-Lawas	2,773	—	4,744	—	1,107
	52,355	30,765	64,593	72,754	96*
					1,189
					1,348
					20,514

Bahagian Pilehanraya Constituency	Jumlah Undi ² Sah Total Valid Votes	Undi Di-Tolak Votes Rejected	Jumlah Mengundi Total Voted	Jumlah Pemilih Total Electorate	Peratus Undian Voting Percentage
Bau-Lundu	13,091	753	13,844	15,424	89.7
Bandar Kuching	15,666	5,113	20,779	24,877	83.5
Santubong	13,569	769	14,338	17,746	80.8
Samarahan	10,531	525	11,056	12,820	86.2
Padawan	11,067	806	11,872	13,909	85.4
Serian	13,731	835	14,566	16,359	89.0
Simunjan	9,138	921	10,059	11,553	87.1
Batang Lupar	12,940	836	13,776	17,476	78.8
Lubok Antu	6,129	744	6,873	8,914	77.1
Betong	8,875	741	9,616	13,092	73.4
Saratok	9,428	483	9,911	11,892	83.3
Suikei	9,841	571	10,412	11,957	87.1
Payang	12,142	598	12,740	15,263	83.5
Bandar Sibu	13,344	877	14,221	18,779	75.7
Rajang	10,349	909	11,258	13,511	83.3
Mukah	10,088	819	10,907	15,798	69.0
Julau	4,597	689	5,286	7,640	69.2
Kanowit	6,694	102	6,796	10,224	66.5
Kapit	7,215	706	7,921	10,521	75.3
Ulu Rajang	6,754	643	7,397	9,439	78.3
Bintulu	8,697	728	9,425	13,069	72.1
Miri-Subis	9,472	3,684	13,156	17,859	73.7
Baram	8,758	550	9,308	13,051	71.3
Limbang-Lawas	8,865	630	9,495	11,564	82.1
	240,981	24,032	265,013	332,737	79.6

- a. Peratus undi² sah yang di-beri kepada Parti² Siasah dan chalun² bebas :
Percentage of valid votes cast for Parties and Independent candidates:
PER. .. 21.7 PESAKA .. 12.8 S.N.A.P. .. 26.8 S.U.P.P. .. 30.2 BEBAS .. 8.5
ALL. IND.
- b. Peratus undi di-tolak; .. 7.2.
Percentage of votes rejected:
- c. • Hilang Pertarohan.
• Deposits lost.
- d. Jumlah pemilih dalam Bahagian Pilehanraya yang di-pertandingkan: .. 332,737.
Total electorate in Contested Constituencies:

LAMPIRAN I 1
APPENDIX

PILEHANRAYA² NEGERI—PERLIS—UNDI² YANG DI-DAPATI OLEH PARTI² SIASAH DAN CHALUN² BEBAS
STATE ELECTIONS—PERLIS—VOTES POLLED BY POLITICAL PARTIES AND INDEPENDENT CANDIDATES

Bahagian Pilihanraya <i>Constituency</i>	PER. <i>ALL.</i>	P.A.S. <i>P.M.I.P.</i>	P.R.	F.S. <i>S.F.</i>	BEBAS <i>IND.</i>
Kaki Bukit	2,629 (2,878)	1,539 (1,048)	389*	(—)	(—)
Paya	1,922 (2,004)	1,814 (1,318)	186*	(—)	(164)*
Mata Ayer	1,623 (1,738)	1,572 (1,225)	223*	(—)	(—)
Bandar Kangar	1,785 (1,503)	500 (—)	—	(547)	(—)
Sena	1,594 (1,571)	1,390 (959)	—	(—)	(—)
Bintong	2,144 (2,168)	1,968 (1,312)	—	(—)	(—)
Kurong Anai	1,824 (1,733)	1,512 (1,086)	137*	(—)	(—)
Arau	1,704 (1,631)	1,907 (1,339)	—	(—)	(—)
Hutan Aji	1,868 (1,427)	1,852 (1,680)	—	(—)	(—)
Kayang	1,805 (1,706)	1,551 (1,120)	—	(—)	(—)
Kuala Perlis	1,744 (1,770)	1,015 (740)	184*	(—)	(—)
Sanglang	1,973 (1,577)	1,968 (1,527)	—	(—)	(—)
	22,615 (21,905)	18,528 (13,354)	1,119	(547)	(164)

137

Bahagian Pilihanraya <i>Constituency</i>	Jumlah Undi ² Sah <i>Total Valid Votes</i>	Undi di-Tolak <i>Votes Rejected</i>	Jumlah Mengundi <i>Total Voted</i>	Jumlah Pemilih <i>Total Electorate</i>	Peratus Undian <i>Voting Percentage</i>
Kaki Bukit	4,557 (3,926)	334 (199)	4,891 (4,125)	6,376 (5,316)	76.7 (77.6)
Paya	3,922 (3,486)	232 (140)	4,154 (3,626)	4,887 (4,092)	85.0 (88.6)
Mata Ayer	3,418 (2,963)	220 (229)	3,638 (3,192)	4,425 (3,833)	82.2 (83.3)
Bandar Kangar	2,285 (2,050)	157 (77)	2,442 (2,127)	3,269 (2,732)	74.7 (77.9)
Sena	2,984 (2,530)	233 (146)	3,217 (2,676)	3,827 (3,166)	84.0 (84.5)
Bintong	4,052 (3,480)	327 (211)	4,379 (3,691)	5,148 (4,240)	85.1 (87.1)
Kurong Anai	3,473 (2,819)	322 (194)	3,795 (3,013)	4,900 (3,919)	77.4 (76.9)
Arau	3,611 (2,970)	191 (164)	3,802 (3,134)	4,967 (4,015)	76.5 (78.1)
Hutan Aji	3,720 (3,107)	216 (188)	3,936 (3,295)	4,839 (4,007)	81.3 (82.2)
Kayang	3,356 (2,826)	192 (158)	3,548 (2,984)	4,625 (3,717)	76.7 (80.3)
Kuala Perlis	2,943 (2,510)	173 (182)	3,116 (2,692)	4,020 (3,329)	77.5 (80.9)
Sanglang	3,941 (3,303)	138 (156)	4,079 (3,459)	4,777 (4,125)	85.4 (83.9)
	42,262 (35,970)	2,735 (2,044)	44,997 (38,014)	56,060 (46,491)	80.3 (81.8)

a. Peratus undi² sah yang di-dapati oleh Parti² Siasah dan chalun² bebas:
Percentage of valid votes soiled by Parties and Independent candidates:

PER.	53.5 (60.9)	P.A.S.	43.8 (37.1)
ALL.	P.M.I.P.	
P.R.	2.6	F.S.	(1.5)
	S.F.	
BEBAS	(0.5)				
IND.					

b. Peratusan undi di-tolak: .. 6.1 (5.4)
Percentage of votes rejected:

c. • Hilang Wang Pertarohan.
• Deposit lost.

d. Jumlah pemilih dalam Bahagian² Pilihanraya NEGERI yang Bertanding:
Number of voters in Contested Constituencies.

e. Angka² dalam kurungan ia-lah angka² tahun 1964.
Figures within brackets are 1964 figures.

LAMPIRAN I 2
APPENDIX

PILEHANRAYA² NEGERI—KEDAH—UNDI² YANG DI-DAPATI OLEH PARTI² SIASAH DAN CHALUN² BEBAS
STATE ELECTIONS—KEDAH—VOTES POLLED BY POLITICAL PARTIES AND INDEPENDENT CANDIDATES

Bahagian Pilehanraya Constituency	PER. ALL.	P.A.S. P.M.I.P.	G.R.M.	F.S. S.F.	P.D.B. UDP.	BEBAS IND.
litra	7,627 (7,974)	5,193 (2,601)	—	(—) (—)		(—)
Padang Terap ..	7,058 (7,594)	6,106 (3,376)	—	(—) (—)		(—)
Jerlun-Kodiang ..	5,181 (4,829)	4,870 (3,378)	—	(—) (—)		(—)
Tunjang	4,524 (4,920)	5,020 (3,190)	—	(—) (—)		(—)
Langgar Limbong ..	4,710 (5,332)	6,252 (3,930)	—	(—) (—)		(—)
Pokok Sena	5,305 (6,018)	5,650 (3,052)	—	(—) (—)		(—)
Alor Star Pekan ..	3,760 (7,267)	1,622 (—)	5,833	(1,536) (2,337)		(—)
Alor Star Luar ..	5,043 (7,345)	5,545 (3,013)	2,733	(354)* (676)*		(—)
Langkawai	8,966 (9,848)	5,487 (2,822)	—	(—) (—)		(—)
Kota Star Barat ..	5,537 (6,454)	6,470 (3,184)	—	(—) (—)		(—)
Kangkong Bukit Raya..	5,145 (5,318)	16,203 (4,614)	—	(—) (—)		(—)
Padang	7,065 (6,567)	16,347 (3,730)	—	(—) (—)		(—)
Sik-Gurun	6,734 (7,178)	7,061 (4,131)	—	(—) (—)		(—)
Kota	6,567 (8,065)	4,285 (2,243)	—	(—) (—)		(—)
Sala	5,798 (5,617)	6,605 (4,934)	—	(—) (—)		(—)
Yen-Metbok ..	6,958 (6,731)	3,711 (1,968)	—	(—) (—)		(1,386)
Baling Timor ..	8,771 (8,215)	4,571 (2,335)	—	(771)* (—)		(—)
Baling Barat ..	7,043 (6,778)	5,643 (2,873)	—	(689)* (—)		(—)
Pekan Sungei Patani	3,998 (6,261)	1,345 (—)	4,965	(3,298) (985)*		(—)
Sungei Patani Luar ..	4,730 (7,552)	3,248 (943)*	1,824	(684)* (258)*		(—)
Sidam	4,704 (6,809)	3,178 (1,166)	—	(—) (—)		(—)
Lunas	6,197 (7,106)	2,943 (1,877)	—	(—) (—)		(—)
Kulim	7,890 (7,938)	2,411 (—)	—	(2,266) (—)		(—)
Bandar Bahru ..	6,503 (7,101)	3,526 (1,934)	—	(1,490) (—)		(—)
	145,814 (164,817)	113,292 (61,294)	15,359	(12,088) (4,256)		(1,386)

LAMPIRAN I 2—(samb.)
APPENDIX—(cont.)

PILEHANRAYA² NEGERI—KEDAH—UNDP YANG DI-DAPATI OLEH PARTI² SIASAH DAN CHALUN² BEBAS—(samb.)
STATE ELECTIONS—KEDAH—VOTES POLLED BY POLITICAL PARTIES AND INDEPENDENT CANDIDATES—(cont.)

Bahagian Pilehanraya Constituency	Jumlah Undi ² Sah Total Valid Votes	Undi di-Tolak Votes Rejected	Jumlah Mengundi Total Voted	Jumlah Pemilih Total Electorate	Peratus Undian Voting Percentage
Jitra	12,820 (10,575)	899 (698)	13,719 (11,273)	17,690 (14,564)	77.6 (77.4)
Padang Terap	13,164 (10,970)	1,026 (791)	14,190 (11,761)	18,007 (14,900)	78.8 (78.9)
Jerlun-Kodiang	10,051 (8,207)	450 (446)	10,501 (8,653)	13,814 (11,025)	76.0 (78.5)
Tunjang	9,544 (8,110)	607 (505)	10,151 (8,615)	13,461 (11,326)	75.4 (76.1)
Langgar Limbong	10,962 (9,262)	525 (420)	11,487 (9,682)	14,330 (11,712)	80.2 (82.7)
Pokok Sena	10,955 (9,070)	1,001 (734)	11,956 (9,804)	15,316 (12,270)	78.1 (79.9)
Alor Star Pekan	11,215 (11,140)	353 (537)	11,568 (11,677)	17,591 (16,717)	65.8 (69.9)
Alor Star Luar	13,321 (11,388)	525 (479)	13,846 (11,867)	21,040 (17,041)	65.8 (69.6)
Langkawi	14,453 (12,670)	1,052 (819)	15,505 (13,489)	19,437 (16,744)	79.8 (80.6)
Kota Star Barat	12,007 (9,638)	870 (605)	12,877 (10,243)	17,437 (13,128)	73.8 (78.0)
Kangkong Bukit Raya	11,348 (9,932)	563 (448)	11,911 (10,380)	14,837 (12,329)	80.3 (84.2)
Padang	13,412 (10,297)	362 (712)	13,774 (11,009)	17,158 (13,569)	80.3 (81.1)
Sik-Gumn	13,795 (11,309)	1,013 (912)	14,808 (12,221)	20,961 (16,459)	70.6 (74.2)
Kota	10,852 (10,308)	967 (539)	11,819 (10,847)	14,341 (13,370)	82.4 (81.1)
Sala	12,403 (10,551)	555 (555)	12,958 (11,106)	16,978 (14,294)	76.3 (77.7)
Yen-Merbok	10,669 (10,085)	696 (565)	11,365 (10,650)	14,851 (13,977)	76.5 (76.2)
Baling Timor	13,342 (11,321)	1,111 (685)	14,453 (12,006)	18,245 (16,101)	79.2 (74.6)
Baling Barat	12,686 (10,340)	845 (762)	13,531 (11,102)	17,965 (15,719)	75.3 (70.6)
Pekan Sungai Patani	10,312 (10,544)	37 (296)	10,685 (10,840)	15,565 (14,483)	68.6 (74.8)
Sungei Patani Luar	9,802 (9,437)	478 (407)	10,280 (9,844)	13,030 (12,673)	78.9 (77.7)
Sidam	7,882 (7,975)	1,260 (666)	9,142 (8,641)	11,666 (11,399)	78.4 (75.8)
Lunas	9,140 (8,983)	963 (614)	10,103 (9,597)	14,173 (12,726)	71.3 (75.4)
Kulim	10,301 (11,204)	1,019 (606)	11,320 (11,810)	16,494 (16,675)	68.6 (70.8)
Bandar Bahru	10,029 (10,525)	886 (454)	10,915 (10,979)	13,780 (13,657)	79.2 (80.4)
	274,465 (243,841)	18,399 (14,255)	292,864 (258,096)	388,167 (336,858)	75.4 (76.6)

139

a. Peratus undi² sah yang di-dapati oleh Parti² Siasah dan Chalun² bebas:
Percentage of valid votes polled by Parties and Independent candidates:

PER- ALL	53.1 (67.6)	P.A.S. P.M.I.P.	41.3 (25.1)
G.R.M.	5.6	F.S. S.F.	(5.0)
P.D.B. U.D.P.	(17)	BEBAS IND.	(0.6)

b. Peratus undi di-tolak: — 6.3 (5.5).
Percentage of votes rejected:

c. • Hilang Wang Pertarohan.
• Deposit lost.

d. Jumlah pemilih dalam Bahagian² Pilihanraya NEGERI yang Bertanding:
STATE total electorate in Contested Constituencies:
388,167 (336,858).

e. Angka² dalam kurungan ialah angka² tahun 1964.
Figures within brackets are 1964 figures.

LAMPIRAN I 3
APPENDIX

PILEHANRAYA² NEGERI—KELANTAN—UNDI² YANG DI-DAPATI OLEH PARTI² SIAHAH DAN CHALUN² BEBAS
STATE ELECTIONS—KELANTAN—VOTES POLLED BY POLITICAL PARTIES AND INDEPENDENT CANDIDATES

Bahagian Pilehanraya <i>Constituency</i>	PER. ALL.	P.A.S. <i>P.M.T.P.</i>	BEBAS <i>IND.</i>
Tumpat Barat ..	2,978 (2,041)	3,805 (4,084)	— (—)
Tumpat Tengah ..	5,114 (4,217)	2,691 (2,948)	— (—)
Tumpat Timor ..	4,660 (3,786)	3,523 (3,133)	— (—)
Kuala Kelantan ..	3,097 (2,428)	3,108 (3,071)	— (—)
Kota Bharu Utara ..	2,699 (1,893)	5,441 (5,025)	— (—)
Kota Bharu Pantai ..	2,831 (2,124)	4,893 (4,631)	— (—)
Meranti	882 (432)*	4,556 (5,918)	— (—)
Tendong	3,134 (2,245)	3,878 (4,416)	— (—)
Bandar Pasir Mas ..	3,351 (2,588)	3,841 (3,776)	— (—)
Bandar Hilir ..	4,641 (4,657)	2,490 (2,213)	70* (—)
Bandar Hulu ..	4,834 (4,159)	5,043 (4,096)	— (—)
Kota Bharu Tengah	3,308 (2,488)	4,917 (4,724)	130* (—)
Bachok Utara ..	3,956 (2,811)	4,660 (4,535)	— (—)
Bachok Tengah ..	3,207 (2,459)	4,205 (4,308)	— (—)
Bachok Selatan ..	3,584 (2,905)	3,669 (3,760)	135* (—)
Kota Bharu Timor..	3,487 (2,859)	4,573 (4,743)	— (—)
Kota Bharu Barat ..	2,575 (1,713)	5,294 (5,787)	— (—)
Kota Bharu Selatan	3,976 (3,405)	4,912 (4,956)	— (—)
Rantau Panjang ..	2,514 (1,757)	2,095 (2,857)	— (—)
Lemal	1,991 (1,626)	3,378 (3,293)	— (—)
Tok Uban	2,635 (2,008)	3,579 (3,676)	— (—)
Pasir Putih Utara ..	3,614 (2,912)	4,310 (4,074)	151* (—)
Pasir Putih Tengah ..	4,272 (3,959)	4,257 (3,499)	88* (—)
Pasir Putih Tenggara	4,417 (3,501)	4,320 (4,091)	119* (—)
Machang Utara ..	4,890 (4,283)	4,430 (4,150)	— (—)
Tanah Merah Timor	4,972 (4,028)	5,040 (4,418)	— (—)
Tanah Merah Barat	4,479 (3,273)	4,211 (3,756)	— (—)
Machang Selatan ..	5,092 (4,587)	4,787 (4,481)	— (—)
Ulu Kelantan Timor	6,366 (5,253)	4,998 (2,928)	— (—)
Ulu Kelantan Barat	4,061 (2,982)	2,327 (1,871)	— (—)
	112,017 (89,379)	123,231 (118,498)	693 (—)

LAMPIRAN I 3—(samb.)
APPENDIX—(cont.)

PILEHANRAYA² NEGERI—KELANTAN—UNDI² YANG DI-DAPATI OLEH PARTI² SIASAH DAN CHALUN² BEBAS—(samb.)
STATE ELECTIONS—KELANTAN—VOTES POLLED BY POLITICAL PARTIES AND INDEPENDENT CANDIDATES—(cont.)

Bahagian Pilehanraya Constituency	Jumlah Undi ² Sah Total Valid Votes	Undi di-Tolak Votes Rejected	Jumlah Mengundi Total Voted	Jumlah Pemilih Total Electorate	Peratus Undian Voting Percentage
Tumpat Barat	6,783 (6,125)	442 (329)	7,225 (6,454)	9,803 (8,237)	73.7 (78.4)
Tumpat Tengah	7,805 (7,165)	404 (396)	8,209 (7,561)	10,636 (9,154)	77.2 (82.6)
Tumpat Timor	8,183 (6,919)	340 (295)	8,523 (7,214)	10,676 (8,496)	79.8 (84.9)
Kuala Kelantan	6,205 (5,499)	309 (304)	6,514 (5,803)	8,625 (7,407)	75.5 (78.3)
Kota Bharu Utara	8,140 (6,918)	484 (349)	8,624 (7,267)	11,596 (9,233)	74.4 (78.7)
Kota Bharu Pantai	7,724 (6,755)	322 (343)	8,046 (7,098)	10,839 (8,811)	74.2 (80.6)
Meranti	5,438 (5,630)	249 (124)	5,687 (5,754)	8,443 (7,605)	67.4 (75.7)
Tendong	7,012 (6,661)	386 (250)	7,398 (6,911)	9,825 (8,536)	75.3 (81.0)
Bandar Pasir Mas	7,192 (6,364)	322 (220)	7,514 (6,584)	11,288 (8,523)	66.6 (77.2)
Bandar Hilir	7,201 (6,870)	375 (283)	7,576 (7,153)	11,429 (9,492)	66.3 (75.4)
Bandar Hulu	9,877 (8,255)	456 (367)	10,333 (8,622)	16,533 (12,222)	62.5 (70.5)
Kota Bharu Tengah	8,355 (7,212)	445 (335)	8,800 (7,547)	11,516 (9,228)	76.4 (81.8)
Bachok Utara	8,616 (7,346)	387 (438)	9,003 (7,784)	11,253 (9,204)	80.0 (84.6)
Bachok Tengah	7,412 (6,767)	441 (332)	7,853 (7,099)	9,908 (8,552)	79.2 (82.0)
Bachok Selatan	7,388 (6,665)	390 (302)	7,778 (6,967)	10,132 (8,518)	76.8 (81.8)
Kota Bharu Timor	8,060 (7,602)	451 (350)	8,511 (7,952)	11,956 (10,093)	71.2 (78.8)
Kota Bharu Barat	7,869 (7,500)	456 (384)	8,325 (7,884)	10,771 (9,483)	77.2 (83.1)
Kota Bharu Selatan	8,888 (8,361)	465 (366)	9,353 (8,727)	11,966 (10,402)	78.2 (83.9)
Rantau Panjang	5,009 (4,614)	226 (177)	5,235 (4,791)	8,552 (6,643)	61.2 (72.1)
Lemal	5,369 (4,919)	313 (251)	5,682 (5,170)	7,976 (6,611)	71.2 (78.2)
Tok Uban	6,214 (5,684)	354 (343)	6,568 (6,027)	8,869 (7,510)	74.1 (80.3)
Pasir Puteh Utara	8,075 (6,986)	549 (400)	8,624 (7,386)	10,479 (8,789)	82.3 (84.0)
Pasir Puteh Tengah	8,617 (7,458)	445 (342)	9,062 (7,800)	11,339 (9,033)	79.9 (86.4)
Pasir Puteh Tenggara	8,856 (7,592)	452 (455)	9,308 (8,047)	11,785 (9,220)	79.0 (87.3)
Machang Utara	9,320 (8,433)	461 (342)	9,781 (8,775)	12,597 (10,333)	77.6 (84.9)
Tanah Merah Timor	10,012 (8,446)	593 (399)	10,605 (8,845)	14,256 (11,441)	74.4 (77.3)
Tanah Merah Barat	8,690 (7,029)	496 (338)	9,186 (7,367)	12,146 (9,476)	75.6 (77.7)
Machang Selatan	9,879 (9,068)	512 (342)	10,391 (9,410)	13,569 (11,464)	76.6 (82.1)
Ulu Kelantan Timor	11,364 (8,181)	820 (504)	12,184 (8,685)	16,531 (11,757)	73.7 (73.9)
Ulu Kelantan Barat	6,388 (4,853)	388 (192)	6,776 (5,045)	8,460 (6,258)	80.1 (80.6)
	235,941 (207,877)	12,733 (9,852)	248,674 (217,729)	333,754 (271,731)	74.5 (80.1)

a. Peratus undi² sah yang di-dapati oleh Parti² Siasah dan chalun² bebas:
Percentage of valid votes polled by Parties and Indep. candidates:

PER.	47.5 (43.0)	P.A.S.	52.2 (57.0)
ALL.		P.M.I.P.	
BEBAS	0.3 (—)		
IND.			

b. Peratusan undi di-tolak: — 5.1 (4.5)
Percentage of votes rejected:

c. * Hilang Wang Pertarohan.
* Deposit lost.

d. Jumlah pemilih dalam Bahagian² Pilihanraya NEGERI yang Bertanding:
STATE total electorate in Contested Constituencies:
333,754 (271,731).

e. Angka² dalam kurungan ialah angka² tahun 1964.
Figures within brackets are 1964 figures.

LAMPIRAN I 4
APPENDIX

PILEHANRAYA² NEGERI—TRENGGANU—UNDI² YANG DI-DAPATI OLEH PARTI² SIAHAH DAN CHALUN² BEBAS
STATE ELECTIONS—TRENGGANU—VOTES POLLED BY POLITICAL PARTIES AND INDEPENDENT CANDIDATES

Bahagian Pilehanraya <i>Constituency</i>	PER. <i>ALL.</i>	P.A.S. <i>P.M.I.P.</i>	P.R.	F.S. <i>S.F.</i>	P.N.	BEBAS <i>IND.</i>
Kuala Besut	2,569 (1,988)	2,826 (1,658)	—	(645)	(31)*	— (—)
Kampong Raja ..	2,284 (1,662)	1,918 (1,498)	—	(162)*	(40)*	— (—)
Ulu Besut	2,862 (1,891)	2,747 (2,205)	—	(343)*	(—)	— (—)
Besut Tengah ..	2,991 (1,995)	2,280 (2,337)	—	(—)	(—)	— (—)
Setiu	2,988 (2,774)	2,639 (2,328)	—	(—)	(53)*	— (—)
Batu Rakit	3,293 (3,333)	2,439 (1,073)	—	(—)	(178)*	— (605)*
Kuala Nerus ..	2,804 (2,835)	2,480 (1,512)	—	(—)	(185)*	— (—)
Jeram	2,416 (2,715)	2,465 (1,287)	—	(—)	(279)*	— (—)
Langkap	2,651 (2,200)	2,434 (1,629)	—	(—)	(393)*	— (—)
Bandar	2,111 (2,703)	1,322 (1,290)	876	(—)	(—)	— (—)
Ladang	2,238 (2,096)	2,635 (367)*	—	(—)	(1,813)	— (—)
Eukit Besar ..	1,810 (2,079)	2,868 (965)	—	(—)	(1,061)	— (—)
Batu Burok ..	2,399 (2,542)	3,321 (—)	—	(—)	(1,891)	— (—)
Marang	2,700 (2,930)	3,775 (1,182)	—	(155)*	(250)*	— (—)
Sura	1,986 (1,853)	2,068 (1,471)	—	(270)*	(149)*	— (—)
Ulu Dungun ..	3,040 (2,716)	4,013 (2,733)	—	(—)	(222)*	— (—)
Paka Kerteh ..	2,883 (2,801)	2,333 (1,820)	—	(—)	(—)	— (—)
Kemaman Utara ..	1,817 (2,215)	1,426 (534)	—	(346)*	(—)	— (—)
Chukai	1,867 (2,084)	1,440 (170)*	—	(878)	(—)	139* (—)
Kemaman Selatan ..	2,344 (2,832)	3,134 (830)	—	(—)	(1,105)	— (—)
Kuala Trengganu Tengah	2,769 (2,401)	3,311 (2,168)	—	(109)*	(197)*	— (—)
Binjai	3,043 (3,111)	3,551 (2,317)	—	(154)*	(111)*	— (—)
Ulu Trengganu Timor	2,491 (2,443)	2,106 (1,486)	—	(590)	(—)	621 (—)
Ulu Trengganu Barat	3,139 (2,752)	2,088 (1,432)	—	(313)*	(82)*	— (223)*
	61,495 (58,951)	61,619 (34,922)	876	(3,965)	(8,040)	760 (828)

LAMPIRAN I 4—(samb.)
APPENDIX—(cont.)

PILEHANRAYA² NEGERI—TRENGGANU—UNDI² YANG DI-DAPATI OLEH PARTI² SIAHAH DAN CHALUN² BEBAS—(samb.)
STATE ELECTIONS—TRENGGANU—VOTES POLLED BY POLITICAL PARTIES AND INDEPENDENT CANDIDATES—(cont.)

143

Bahagian Pilehanraya Constituency	Jumlah Undi ² Sah Total Valid Votes	Undi di-Tolak Votes Rejected	Jumlah Mengundi Total Voted	Jumlah Pemilih Total Electorate	Peratus Undian Voting Percentage
Kuala Besut	5,395 (4,322)	355 (295)	5,750 (4,617)	7,341 (5,771)	78.3 (80.0)
Kampong Raja	4,202 (3,362)	254 (180)	4,456 (3,542)	5,392 (4,085)	82.6 (86.7)
Ulu Besut	5,609 (4,439)	356 (282)	5,965 (4,721)	7,807 (5,765)	76.4 (81.9)
Besut Tengah	5,271 (4,332)	300 (233)	5,571 (4,565)	7,987 (5,370)	78.6 (85.0)
Setiu	5,627 (5,155)	480 (277)	6,107 (5,382)	7,895 (6,446)	77.4 (83.5)
Batu Rakit	5,732 (5,189)	467 (316)	6,199 (5,505)	8,460 (6,976)	73.3 (78.9)
Kuala Nerus	5,284 (4,532)	430 (193)	5,714 (4,725)	7,705 (6,229)	74.2 (75.9)
Jeram	4,881 (4,281)	395 (241)	5,276 (4,522)	6,905 (5,844)	76.4 (77.4)
Langkap	5,085 (4,222)	436 (247)	5,521 (4,469)	7,117 (5,690)	77.6 (78.5)
Bandar	4,309 (3,993)	225 (268)	4,534 (4,261)	6,510 (5,694)	69.6 (74.8)
Ladang	4,873 (4,276)	357 (162)	5,230 (4,438)	7,436 (5,971)	70.3 (74.3)
Bukit Besar	4,678 (4,105)	335 (198)	5,013 (4,303)	6,801 (5,660)	73.7 (76.0)
Batu Burok	5,720 (4,433)	427 (224)	6,147 (4,657)	8,710 (6,804)	70.6 (68.4)
Marang	6,475 (5,147)	597 (309)	7,072 (5,456)	9,251 (7,252)	76.4 (75.2)
Sura	4,054 (3,743)	311 (155)	4,365 (3,898)	5,816 (5,308)	75.1 (73.4)
Ulu Dungun	7,053 (5,671)	586 (263)	7,639 (5,934)	10,863 (8,559)	70.3 (69.3)
Paka Kerteh	5,216 (4,621)	400 (211)	5,616 (4,832)	7,743 (6,175)	72.5 (78.3)
Kemaman Utara	3,243 (3,095)	204 (188)	3,447 (3,283)	4,824 (4,205)	71.5 (78.1)
Cbukai	3,446 (3,132)	231 (170)	3,677 (3,302)	5,375 (4,553)	68.4 (72.5)
Kemaman Selatan	5,478 (4,767)	620 (377)	6,098 (5,144)	9,012 (7,080)	67.7 (72.7)
Kuala Trengganu Tengah	6,080 (4,875)	455 (226)	6,535 (5,101)	8,426 (6,514)	77.6 (78.3)
Binjai	6,594 (5,693)	566 (266)	7,160 (5,959)	8,836 (7,381)	81.0 (80.7)
Ulu Trengganu Timor	5,218 (4,519)	547 (250)	5,765 (4,769)	7,012 (5,675)	82.2 (84.0)
Ulu Trengganu Barat	5,227 (4,802)	565 (236)	5,792 (5,038)	7,042 (6,210)	82.2 (81.1)
	124,750 (106,706)	9,899 (5,717)	134,649 (112,423)	179,366 (145,217)	75.1 (77.4)

a. Peratus undi² sah yang di-dapati oleh Parti² Siasah dan chalun² bebas:
percentage of valid votes polled by Parties and Independent candidates:

PER.	49.3 (55.2)	..	P.A.S.	49.4 (32.7)
ALL.	P.M.I.P.	
P.R.	0.7	..	F.S.	(3.7)
	S.F.	
P.N.	(7.5)	..	BEBAS	0.6 (0.8)
	IND.	

b. Peratusan undi di-tolak: .. 7.4 (5.1)
Percentage of votes rejected:

* Hilang Wang Pertarohan.
• Deposit lost.

d. Jumlah pemilih dalam Bahagian² Pilihanraya NEGERI yang Bertanding:
STATE total electorate in Contested Constituencies:
179,366 (145,217).

e. Angka² dalam kurungan ia-lah angka² tahun 9 .
Figures within brackets are 1964 figures.

LAMPIRAN I 5
APPENDIX

PILEHANRAYA² NEGERI—PULAU PINANG—UNDI² YANG DI-DAPATI OLEH PARTI² SIASAH DAN CHALUN² BEBAS
STATE ELECTIONS—PENANG—VOTES POLLED BY POLITICAL PARTIES AND INDEPENDENT CANDIDATES

Bahagian Pilehanraya Constituency	PER. ALL.	P.A.S. P.M.I.P.	P.K.R. P.P.P.	P.R.	P.T.D. D.A.P.	G.R.M.	F.S. S.F.	P.D.B. U.D.P.	PETIR P.A.P.	BEBAS IND.
Butterworth.. ..	2,963 (4,258)	— (—)	— (—)	—	—	5,172	(3,178)	(575)*	(—)	— (—)
Bagan Ajam ..	4,276 (4,741)	— (756) ¹	— (—)	—	—	6,125	(3,631)	(203) ¹	(—)	— (—)
Permatang Pauh ..	5,130 (6,724)	4,503 (—)	— (—)	—	—	—	(2,282)	(993)*	(—)	— (—)
Bukit Mertajam ..	2,678 (3,967)	— (—)	— (—)	—	—	7,098	(2,917)	(2,458)	(—)	— (—)
Alma.. ..	3,046 (5,224)	1,545 (—)	— (—)	—	—	4,906	(2,461)	(1,273)	(—)	— (—)
Sungei Bakap ..	3,115 (6,303)	— (—)	— (—)	—	—	5,599	(3,583)	(—)	(—)	2,068 (—)
Nibong Tebal ..	3,602 (4,322)	— (—)	— (—)	—	—	3,868	(3,044)	(—)	(—)	202* (—)
Kelawei	1,850 (3,658)	— (—)	— (—)	—	4,239	—	(1,324)	(1,497)	(—)	— (—)
Dhoby Ghaut ..	2,959 (4,179)	— (—)	— (670)*	—	—	6,882	(2,113)	(1,773)	(—)	— (—)
Tanjong Bungah ..	4,636 (5,669)	— (—)	— (—)	—	4,855	—	(3,197)	(844)*	(—)	— (—)
Ayer Hitam ..	2,119 (3,485)	— (—)	— (—)	—	—	7,014	(3,358)	(1,202)	(—)	— (—)
Jelutong	3,232 (3,159)	— (—)	— (—)	—	8,242	—	(4,999)	(2,552)	(—)	— (—)
Glugor	3,761 (4,487)	— (—)	— (—)	—	—	5,168	(3,345)	(658)*	(—)	— (—)
Balik Pulau ..	2,233 (3,149)	— (—)	— (—)	2,390	—	—	(2,353)	(416)*	(—)	1,327 (—)
Bayan Lepas ..	3,783 (5,064)	1,626 (491)*	— (—)	—	—	2,891	(1,861)	(961)	(—)	— (—)
Kota	1,443 (1,962)	— (—)	262* (—)	—	—	6,308	(2,937)	(4,065)	(165)*	— (—)
Tanjong Tengah ..	1,889 (2,401)	— (—)	320* (—)	—	—	7,435	(3,576)	(4,055)	(359)*	— (—)
Tanjong Utara ..	1,568 (2,571)	— (—)	161* (—)	—	—	5,878	(2,656)	(2,877)	(535)*	— (—)
Tanjong Barat ..	1,044 (2,052)	— (—)	— (—)	—	—	5,879	(2,470)	(3,610)	(—)	— (—)
Sungei Pinang ..	3,325 (4,236)	— (—)	— (—)	—	—	5,099	(3,120)	(1,385)	(—)	— (—)
Tanjong Selatan ..	1,099 (1,376)	— (—)	— (—)	—	—	6,341	(4,789)	(3,066)	(—)	— (—)
Muda	4,611 (5,769)	3,902 (1,496)	— (—)	—	—	779*	(687)*	(—)	(—)	— (453)*
Kepala Batas ..	3,858 (4,531)	2,938 (1,562)	— (—)	—	—	955*	(457)*	(524)*	(—)	— (—)
Tasek Glugor ..	3,552 (4,527)	— (—)	— (—)	—	—	3,746	(1,573)	(984)	(—)	— (—)
	71,772 (96,814)	14,514 (4,305)	743 (670)	2,390	17,326	97,143	(65,911)	(35,971)	(1,059)	3,537 (453)

LAMPIRAN I 5—(samb.)
APPENDIX—(cont.)

PILEHANRAYA² NEGERI—PULAU PINANG—UNDI² YANG DI-DAPATI OLEH PARTI² SIAASAH DAN CHALUN² BEBAS—(samb.)
STATE ELECTIONS—PENANG—VOTES POLLED BY POLITICAL PARTIES AND INDEPENDENT CANDIDATES—(cont.)

145

Bahagian Pilehanraya Constituency	Jumlah Undi ² Sah Total Valid Votes	Undi di-Tolak Votes Rejected	Jumlah Mengundi Total Voted	Jumlah Pemilih Total Electorate	Peratus Undi ² Sah Percentage of Valid Votes
Butterworth	8.135 (8.011)	144 (229)	8,279 (8,240)	10,809 (10,495)	76.6 (78.5)
Bagan Ajam	10.401 (9.331)	257 (177)	10,658 (9,508)	13,984 (12,310)	76.2 (77.2)
Permatang Pauh	9.633 (9.999)	1,186 (365)	10,819 (10,364)	14,548 (12,768)	74.4 (81.2)
Bukit Mertajam	9.776 (9.342)	561 (311)	10,337 (9,653)	13,690 (11,938)	75.5 (80.9)
Alma	9.497 (8.958)	711 (352)	10,208 (9,310)	13,081 (11,074)	78.0 (84.1)
Sungei Bakap	10.722 (9.886)	633 (403)	11,355 (10,289)	14,085 (12,017)	80.6 (85.6)
Nibong Tebal	7.672 (7.366)	481 (271)	8,153 (7,637)	10,488 (9,181)	77.7 (83.2)
Kelawei	6.089 (5.479)	191 (107)	6,280 (5,586)	8,239 (6,818)	76.2 (81.9)
Dhoby Ghaut	9.841 (8.735)	312 (170)	10,153 (8,905)	12,775 (10,714)	79.5 (83.1)
Tanjong Bungah	9.491 (9.710)	635 (270)	10,126 (9,980)	13,699 (11,991)	73.9 (83.2)
Ayer Hitam	9.133 (8.045)	342 (150)	9,475 (8,195)	12,370 (9,608)	76.6 (85.3)
Jelutong	11.474 (10.710)	806 (243)	12,280 (10,953)	16,208 (13,057)	75.8 (83.9)
Glugor	8.929 (8.490)	557 (207)	9,486 (8,697)	12,800 (10,355)	74.1 (84.0)
Balik Pulau	5.950 (5.918)	351 (105)	6,301 (6,023)	7,641 (6,960)	82.5 (86.5)
Bayan Lepas	8.300 (8.377)	573 (226)	8,873 (8,603)	10,815 (9,919)	82.0 (86.9)
Kota	8.013 (9.129)	233 (188)	8,246 (9,317)	11,057 (11,375)	74.6 (81.9)
Tanjong Tengah	9.644 (10.391)	344 (629)	9,988 (11,020)	12,249 (13,018)	81.5 (84.7)
Tanjong Utara	7.607 (8.639)	290 (220)	7,897 (8,859)	10,441 (10,370)	75.6 (85.4)
Tanjong Barat	6.923 (8.132)	279 (157)	7,202 (8,289)	8,994 (9,730)	80.1 (85.2)
Sungei Pinang	8.424 (8.741)	387 (225)	8,811 (8,566)	11,769 (10,717)	74.9 (83.7)
Tanjong Selatan	7.440 (9.231)	466 (199)	7,906 (9,430)	10,290 (10,880)	76.8 (86.7)
Muda	9.292 (8.405)	718 (480)	10,010 (8,885)	12,014 (10,419)	83.3 (85.3)
Kepala Batas	7.751 (7.074)	502 (280)	8,253 (7,354)	10,029 (8,588)	82.3 (85.6)
Tasek Glugor	7.298 (7.084)	860 (473)	8,158 (7,557)	10,326 (9,153)	79.0 (82.6)
	207,435 (205,183)	11,819 (6,437)	219,254 (211,620)	282,401 (253,455)	77.6 (83.5)

a. Peratus undi² sah yang di-dapati oleh Parti² Siasah dan chalun² bebas;
Percentage of valid votes polled by Parties and Independent candidates:

PER,	34.6 (47.2)	P.A.S.	7.0 (2.1)
ALL,		P.M.I.P.	
P.K.R.	0.4 (0.3)	P.R.	1.2
P.P.P.			
P.T.D.	8.4	G.H.M.	46.8
D.A.P.			
F.S.	(32.1)	P.D.B.	(17.5)
S.F.		U.D.P.	

PETIR (0.5) .. **BEBAS** 1.7 (0.2)
P.A.P.
IND.

b. Peratusan undi di-tolak:
Percentage of votes rejected:

c. • Hilang Wang Pertarohan.
* Deposit lost.

d. Jumlah pemilih dalam Bahagian² Pilihanraya NEGERI yang Bertanding:
STATE total electorate in Contested Constituencies:
282,401 (253,455).

e. Angka² dalam kurungan ialah angka² tahun 1964.
Figures within brackets are 1964 figures.

LAMPIRAN I 6
APPENDIX

PILEHANRAYA² NEGERI—PERAK—UNDI² YANG DI-DAPATI OLEH PARTI² SIAHAH DAN CHALUN² BEBAS
STATE ELECTIONS—PERAK—VOTES POLLED BY POLITICAL PARTIES AND INDEPENDENT CANDIDATES

Bahagian Pilehanraya <i>Constituency</i>	PER. <i>ALL.</i>	P.A.S. <i>P.M.I.P.</i>	P.K.R. <i>P.P.P.</i>	P.T.D. <i>D.A.P.</i>	G.R.M.	F.S. <i>S.F.</i>	P.D.B. <i>U.D.P.</i>	BEBAS <i>IND.</i>
Grik	6,687 (5,338)	3,548 (1,093)	— (—)	—	—	(1,939) (—)	—	— (—)
Lenggong	7,396 (6,929)	2,769 (2,075)	— (—)	—	—	(—) (1,238)*	—	— (—)
Selama	7,384 (7,705)	3,207 (2,509)	— (—)	—	—	(—) (—)	384*	(—)
Larut	7,382 (7,488)	3,199 (1,795)	— (—)	—	—	(—) (811)*	—	— (—)
Parit Buntar ..	5,124 (4,697)	4,885 (3,591)	— (—)	—	—	(576)* (—)	—	— (—)
Kuala Kurau ..	5,826 (5,161)	5,758 (3,783)	— (—)	—	—	(1,678) (—)	—	— (—)
Bagan Serai	6,405 (5,682)	3,314 (2,135)	— (—)	—	—	(1,094)* (124)*	—	— (—)
Gunong Semanggol	5,679 (5,390)	4,679 (3,676)	— (—)	—	—	(—) (218)*	—	— (—)
Taiping ..	4,429 (7,318)	— (—)	— (—)	—	9,733	(2,077) (4,021)	—	(1,031)*
Matang	5,803 (9,173)	4,052 (2,371)	— (—)	—	6,189	(1,536)* (2,082)	—	(134)*
Sungei Manek ..	3,211 (3,396)	2,529 (2,072)	— (—)	—	—	(—) (192)*	—	— (—)
Bandar	3,598 (4,470)	2,372 (1,536)	— (—)	—	—	(—) (401)*	—	— (—)
Senggang	5,958 (5,610)	4,215 (2,438)	— (—)	—	—	(2,055) (909)*	—	— (—)
Padang Rengas	5,876 (6,017)	5,100 (2,855)	— (—)	—	—	(1,254)* (422)*	—	(767)*
Karai	3,921 (4,412)	1,058 (536)*	1,667 (1,092)	—	—	(—) (—)	—	— (—)
Jalong	3,389 (4,960)	310* (—)	5,339 (2,141)	—	—	(827)* (—)	—	— (—)
Blanja	5,347 (6,530)	4,629 (2,623)	— (—)	—	—	(—) (298)*	—	(520)*
Kampong Gajah ..	3,326 (3,817)	4,262 (2,181)	— (—)	—	—	(—) (810)*	—	(769)*

Pengkalnn Bharu ..	4,689 (5,259)	3,640 (2,169)	— (—)	—	—	(—) (1,826)	— (—)
Ayer Tawar ..	3,856 (5,926)	1,132 (—)	5,682 (4,422)	—	—	(—) (—)	— (269)*
Lekir.. ..	3,910 (5,141)	— (—)	— (2,819)	4,940	—	(—) (—)	— (—)
Lumut	4,281 (5,848)	— (—)	— (—)	6,119	—	(—) (4,407)	— (—)
Pckan Lama ..	2,559 (4,410)	— (—)	11,259 (7,548)	—	—	(1,162)* (—)	— (—)
Pekan Bharu ..	2,688 (4,600)	— (—)	12,281 (7,089)	—	—	(—) (—)	— (—)
Pasir Puteh ..	4,004 (6,671)	— (—)	14,288 (10,253)	—	—	(1,717)* (—)	— (—)
Kuala Pari ..	2,966 (5,040)	— (—)	14,231 (11,305)	—	—	(—) (—)	— (—)
Chemor	4,068 (3,758)	— (—)	5,695 (3,155)	—	—	(1,295) (—)	— (—)
Sungei Raia ..	3,400 (3,803)	— (—)	4,801 (3,627)	—	—	(—) (—)	— (—)
Tanjong Tualang ..	3,483 (3,864)	364 *(—)	— (2,703)	3,915	—	(783)* (—)	— (—)
Pusing	4,069 (5,776)	— (—)	8,023 (5,981)	—	—	(—) (—)	— (—)
Gopeng	4,183 (5,844)	2,014 (1,341)	6,008 (—)	—	—	(2,141) (—)	— (—)
Kuala Dipang ..	5,374 (7,003)	884* (—)	— (5,932)	10,469	—	(2,797) (—)	— (—)
Bidor	3,123 (3,873)	599* (—)	4,401 (1,213)	—	—	(741)* (—)	— (1,728)
Slim	4,561 (5,328)	644* (—)	— (234)*	3,265	—	(2,275) (—)	— (—)
Batak Rabbit ..	3,784 (4,573)	866* (—)	— (2,729)	4,403	—	(1,358) (—)	— (—)
Pasir Bedamar ..	4,560 (6,042)	— (—)	8,632 (5,187)	—	—	(1,740) (—)	— (—)
Rungkup	5,249 (6,696)	3,979 (2,565)	— (—)	—	—	(—) (—)	— (—)
Hutan Melintang ..	4,102 (4,778)	2,848 (1,763)	— (—)	—	—	(—) (562)*	— (—)
Tapah Road ..	2,986 (4,130)	753* (—)	— (2,494)	3,319	—	(—) (—)	— (—)
Tapah	3,179 (4,332)	362* (—)	— (2,349)	3,160	—	(—) (—)	— (—)
	<u>181,815 (216,688)</u>	<u>76,971 (45,107)</u>	<u>102,307 (82,273)</u>	<u>39,590</u>	<u>15,922</u>	<u>(29,045) (18,321)</u>	<u>384 (5,218)</u>

LAMPIRAN I 6--(samb.)
APPENDIX--(cont.)

PILEHANRAYA² NEGERI--PERAK--UNDI² YANG DI-DAPATI OLEH PARTI² SIASAH DAN CHALUN² BEBAS--(samb.)
STATE ELECTIONS--PERAK--VOTES POLLED BY POLITICAL PARTIES AND INDEPENDENT CANDIDATES--(cont.)

148

Bahagian Pilehanraya <i>Constituency</i>	Jumlah Undi ² Sah <i>Total Valid Votes</i>	Undi di-Tolak <i>Votes Rejected</i>	Jumlah Mengundi <i>Total Voted</i>	Jumlah Pemilih <i>Total Electorate</i>	Peratus Undian <i>Voting Percentage</i>
Grik	9,235 (8,370)	935 (493)	10,170 (8,863)	13,008 (10,788)	78.2 (82.2)
Lenggong	10,165 (10,242)	524 (267)	10,689 (10,509)	13,676 (12,384)	78.2 (84.9)
Selama	10,975 (10,214)	722 (658)	11,697 (10,872)	15,573 (13,748)	75.1 (79.1)
Larut	10,581 (10,094)	791 (329)	11,372 (10,423)	16,091 (13,293)	70.7 (78.4)
Parit Buntar	10,009 (8,864)	591 (436)	10,600 (9,300)	14,086 (11,967)	75.3 (77.7)
Kuala Kurau	11,584 (10,622)	781 (400)	12,365 (11,022)	16,399 (13,638)	75.4 (80.8)
Bagan Serai	9,719 (9,035)	1,053 (603)	10,772 (9,638)	14,961 (12,756)	72.0 (75.6)
Gunong Semanggol	10,358 (9,284)	797 (327)	11,155 (9,611)	14,546 (11,981)	76.7 (80.2)
Taiping	14,162 (14,447)	1,163 (590)	15,325 (15,037)	21,944 (18,937)	69.8 (79.4)
Matang	16,044 (15,296)	1,304 (742)	17,348 (16,038)	25,528 (21,972)	68.0 (73.0)
Sungei Manek	5,740 (5,560)	697 (341)	6,437 (5,901)	8,836 (7,721)	72.8 (76.4)
Bandar	5,970 (6,407)	610 (265)	6,580 (6,672)	8,869 (8,084)	74.2 (82.5)
Senggang	10,173 (11,012)	998 (524)	11,171 (11,536)	16,266 (15,128)	68.7 (76.3)
Padang Rengas	10,976 (11,315)	1,088 (411)	12,064 (11,726)	16,801 (14,586)	71.8 (80.4)
Karai	6,646 (6,040)	403 (167)	7,049 (6,207)	9,641 (8,157)	73.1 (76.1)
Jalong	9,038 (7,928)	446 (264)	9,484 (8,192)	12,061 (9,634)	78.6 (85.0)
Blanja	9,976 (9,971)	723 (309)	10,699 (10,280)	14,386 (12,733)	74.4 (80.7)
Kampung Gajah.. .. .	7,588 (7,577)	565 (253)	8,153 (7,830)	10,882 (9,563)	74.9 (81.9)
Pengkalan Bharu	8,329 (9,254)	1,458 (392)	9,787 (9,646)	13,659 (12,446)	71.7 (77.5)
Ayer Tawar	10,670 (10,617)	816 (646)	11,486 (11,263)	15,762 (13,824)	72.9 (81.5)
Lekir	8,850 (7,960)	643 (492)	9,493 (8,452)	12,546 (10,241)	75.7 (82.5)
Lumut	10,400 (10,255)	596 (412)	10,996 (10,667)	15,384 (13,636)	71.5 (78.2)
Pekan Lama	13,818 (13,120)	604 (435)	14,422 (13,555)	19,945 (18,035)	72.3 (75.2)
Pekan Bharu	14,969 (11,689)	648 (579)	15,617 (12,268)	20,773 (15,226)	75.2 (80.6)

Pasir Puteh	18,292 (18,641)	..	823 (542)	..	19,115 (19,183)	..	26,223 (23,853)	..	72.9 (80.4)
Kuala Pari	17,197 (16,345)	..	832 (833)	..	18,029 (17,1178)	..	25,690 (22,141)	..	70.2 (77.6)
Chemor	9,763 (8,208)	..	610 (266)	..	10,373 (8,4474)	..	13,511 (10,178)	..	76.8 (83.3)
Sungei Raia	8,201 (7,430)	..	519 (560)	..	8,720 (7,9990)	..	10,964 (9,551)	..	79.5 (83.7)
Tanjong Tualang	7,762 (7,350)	..	377 (268)	..	8,139 (7,6518)	..	10,016 (8,887)	..	81.3 (85.7)
Pusing	12,092 (11,757)	..	869 (491)	..	12,961 (12,2483)	..	17,065 (14,836)	..	76.0 (82.6)
Gopeng	12,205 (9,326)	..	995 (2,230)	..	13,200 (11,5565)	..	17,515 (14,285)	..	75.4 (80.9)
Kuala Dipang	16,727 (15,722)	..	827 (575)	..	17,554 (16,3077)	..	23,012 (19,930)	..	76.3 (81.8)
Bidor	8,123 (7,555)	..	884 (473)	..	9,007 (8,0288)	..	12,308 (9,866)	..	73.2 (81.4)
Slim	8,470 (7,837)	..	577 (450)	..	9,047 (8,2877)	..	13,987 (10,983)	..	64.7 (75.5)
Batak Rabit	9,053 (8,660)	..	705 (418)	..	9,758 (9,0788)	..	13,937 (11,366)	..	70.0 (79.9)
Pasir Bedamar	13,192 (12,969)	..	709 (686)	..	13,901 (13,6555)	..	21,538 (17,764)	..	64.5 (76.9)
Rungkup	9,228 (9,261)	..	1,068 (593)	..	10,296 (9,8544)	..	13,873 (12,253)	..	74.2 (80.4)
Hutang Melintang	6,950 (7,103)	..	1,058 (647)	..	8,008 (7,7500)	..	12,364 (10,513)	..	64.8 (73.7)
Tapah Road	7,058 (6,624)	..	592 (591)	..	7,650 (7,2155)	..	10,304 (9,030)	..	74.2 (79.9)
Tapah	6,701 (6,681)	..	534 (341)	..	7,235 (7,0222)	..	9,642 (8,573)	..	75.0 (81.9)
						416,989 (396,652)	..	30,935 (20,299)	..	447,924 (416,95 1)	..	613,572 (524,487)	..	73.0 (79.5)

a. Peratus undi² sah yang di-dapati oleh Parti² Siasah dan calon² bebas:
Percentage of valid votes polled by Parties and Independent candidates:

PER.	43.6 (54.6)	..	P.A.S.	18.5 (11.4)
ALL.					P.M.I.P.			
P.K.R.	24.5 (20.7)	..	P.T.D.	9.5
P.P.P.					D.A.P.			
G.R.M.	3.8	..	F.S.	(7.3)
					S.F.			
P.D.B.	(4.6)	..	BEBAS	0.1 (1.3)
U.D.P.					IND.			

b. Peratusan undi di-tolak: — 6.9 (4.9)
Percentage of votes rejected:

c. * Hilang Wang Pertarohan.
* Deposit lost.

d. Jumlah pemilih dalam Bahagian² Pilihanraya NEGERI yang Bertanding:
STATE total electorate in Contested Constituencies:
613,572 (524,487).

e. Angka² dalam kurungan ia-lah angka² tahun 1964.
Figures within brackets are 1964 figures.

LAMPIRAN I 7
APPENDIX

PILEHANRAYA² NEGERI—PAHANG—UNDI² YANG DI-DAPATI OLEH PARTI² SIAHAH DAN CHALUN² BEBAS
STATE ELECTIONMAHANG— VOTES POLLED BY POLITICAL PARTIES AND INDEPENDENT CANDIDATES

Bahagian Pilehanraya Constituency	PER. ALL.	P.A.S. P.M.I.P.	P.R.	P.T.D. D.A.P.	G.R.M.	F.S. F.F.	P.D.B. U.D.P.	BEBAS IND.
Cameron Highlands	1,455 (1,545)	— (—)	—	—	2,026	(501) (—)	—	(653)
Dong	3,353 (3,922)	1,090 (—)	—	—	—	(715) (—)	—	816 (—) 798 (197)*
Bandar Raub ..	3,421 (2,934)	— (—)	—	—	—	(1,966) (—)	—	1,866 (—)
Tras	2,678 (2,533)	— (—)	311*	—	—	(1,250) (—)	—	2,355 (—)
Satai	3,343 (3,454)	— (—)	—	—	—	(1,417) (—)	—	2,107 (—)
Bandar Bentong ..	2,329 (3,008)	— (—)	—	—	—	(1,485) (—)	—	2,170 (—)
Berus	2,280 (2,055)	— (—)	—	—	—	(1,191) (593)	—	2,291 (363)*
Mentakab	3,416 (2,999)	980 (—)	1,597	—	—	(1,983) (—)	—	(616)* (131)*
Tanah Futeh ..	1,651 (TR.) (UNC.)	491 (TB.) (UNC.)	2,235	—	—	(TB.) (TB.) (UNC.) (UNC.)	—	(TB.) (UNC.)
Telok Sisek ..	2,077 (2,728)	1,056 (422)*	—	—	—	(605) (—)	—	1,544 (—)
Beserah	2,945 (2,905)	1,306 (656)	—	—	—	(—) (—)	—	(—)
Ulu Kusntan ..	2,182 (2,580)	1,161 (—)	2,250	—	—	(1,734) (—)	—	(—)
Kuala Pahang ..	TB. UNC. (3,819)	TB. UNC. (561)*	TB. UNC.	TB. UNC.	TB. UNC.	(152)* (—)	—	TB. UNC. (—)
Pahang Tua ..	TB. UNC. (4,476)	TB. UNC. (881)	TB. UNC.	TB. UNC.	TB. UNC.	(—) (—)	—	TB. UNC. (—)
Rempin	TB. UNC. (3,133)	TB. UNC. (339)	TB. UNC.	TB. UNC.	TB. UNC.	(—) (—)	—	TB. UNC. (—)
Chenor	2,318 (2,109)	1,830 (1,004)	281*	—	—	(488)* (—)	—	(672)
Triang	2,464 (3,196)	560 *(—)	320	1,728	—	(1,647) (—)	—	(—)
Kuala Semantan ..	1,873 (1,894)	657 (—)	1,276	—	—	(1,542) (—)	—	(—)
Jenderak	2,526 (2,029)	1,241 (437)	264	—	—	(428)* (—)	—	(693)
Sanggang	2,179 (2,238)	1,193 (1,087)	667	—	—	(325)* (—)	—	(—)
Jelai	2,846 (3,259)	1,578 (947)	299*	—	—	(—) (—)	—	(—)
Kuala Lipis ..	2,363 (3,053)	— (315)	1,298	—	—	(—) (—)	—	(539)
Tanjong Besar ..	4,457 (5,234)	1,977 (952)	—	—	—	(—) (—)	—	(—)
Jerantut	3,805 (3,149)	1,977 (924)	—	—	—	(1,099) (—)	—	(—)
	55,961 (68,252)	17,097 (8,525)	10,798	1,728	2,026	(18,528) (593)		13,947 (3,864)

LAMPIRAN I 7—(samb.)
APPENDIX—(cont.)

PILEHANRAYA² NEGERI—PAHANG—UNDI² YANG DI-DAPATI OLEH PARTI² SIAHAH DAN CHALUN² BEBAS—(samb.)
STATE ELECTIONS—PAHANG—VOTES POLLED BY POLITICAL PARTIES AND INDEPENDENT CANDIDATES—(cont.)

Bahagian Pilihanraya Constituency	Jumlah Undi ² Sah Total Valid Votes	Undi di-Tolak Votes Rejected	Jumlah Mengundi Total Voted	Jumlah Pemilih Total Electorate	Peratus Undian Voting Percentage
Cameron Highlands	3,481 (2,699)	164 (217)	3,645 (2,916)	5,581 (4,157)	65.3 (80.6)
Dong	6,057 (4,834)	96 (346)	6,153 (5,180)	9,153 (6,195)	75.3 (82.7)
Bandar Raub	5,287 (4,900)	147 (241)	5,434 (5,141)	7,390 (6,316)	73.5 (81.4)
Tras	5,344 (3,783)	78 (288)	5,422 (4,071)	7,203 (4,922)	75.3 (82.2)
Sabai	5,450 (4,871)	114 (264)	5,564 (5,135)	7,395 (6,247)	75.3 (80.2)
Bandar Bentong	4,499 (4,493)	118 (201)	4,617 (4,695)	5,924 (5,856)	80.7 (88.2)
Benus	4,571 (4,202)	134 (176)	4,705 (4,378)	5,832 (4,964)	67.8 (76.0)
Mentakab	5,993 (5,729)	136 (440)	6,129 (6,169)	9,036 (8,115)	66.0 (TB.)
Tanah Puteh	4,377 (TB.)	287 (TB.)	4,664 (TB.)	7,063 (5,270)	61.1 (67.3)
Telok Sisek	4,677 (3,755)	580 (230)	5,257 (3,985)	8,607 (5,918)	75.7 (78.6)
Beserah	4,251 (3,561)	491 (274)	4,742 (3,835)	6,267 (4,878)	73.8 (78.9)
Ulu Kuantan	5,593 (4,314)	472 (281)	6,065 (4,595)	8,217 (5,823)	TB. (75.1)
Kuala Pahang	TB. (4,532)	TB. (281)	TB. (4,813)	7,732 (6,413)	UNC. (UNC.)
Pahang Tua	UNC. (5,357)	UNC. (290)	UNC. (5,647)	8,408 (7,101)	UNC. (79.5)
Rompin	UNC. (3,472)	UNC. (233)	UNC. (3,705)	7,504 (4,972)	UNC. (74.5)
Chenor	4,429 (4,273)	672 (280)	5,101 (4,553)	7,156 (5,909)	71.3 (77.1)
Triang	5,072 (4,843)	456 (274)	5,528 (5,117)	8,066 (6,422)	68.6 (79.1)
Kuala Semantan	3,806 (3,436)	291 (222)	4,097 (3,658)	5,771 (4,843)	71.1 (75.5)
Jenderak	4,031 (3,587)	488 (264)	4,519 (3,851)	6,451 (5,201)	70.1 (74.0)
Sanggang	4,039 (3,650)	341 (165)	4,380 (3,815)	5,622 (4,524)	78.3 (84.3)
Jelai	4,723 (4,206)	550 (361)	5,273 (4,567)	6,793 (5,712)	77.6 (80.0)
Kuala Lipis	3,661 (3,907)	441 (227)	4,102 (4,134)	5,964 (5,662)	82.6 (73.0)
Tanjong Besar	6,434 (6,186)	982 (595)	7,416 (6,781)	10,151 (8,852)	73.1 (76.6)
Jerantut	5,782 (5,172)	824 (389)	6,606 (5,561)	9,482 (7,320)	69.7 (76.0)
	101,557 (99,762)	7,862 (6,539)	109,419 (106,301)	176,768 (141,592)	71.4 (78.0)

ISI

a. Peratus undi² sah yang di-dapati oleh Parti² Siasah dan chalun² bebas:
Percentage of valid votes polled by Parties and Independent candidates:

PER.	55.1 (68.4)	P.A.S.	16.8 (8.5)
ALL		P.M.I.P.	
P.R.	10.6	P.T.D.	1.7
		D.A.P.	
G.R.M.	2.0	F.S.	(18.6)
		S.F.	
P.D.B.	(0.6)	BEBAS	13.7 (3.9)
U.D.P.		IND.	

b. Peratusan undi di-tolak: 7.2 (6.2)
Percentage of votes rejected:

c. • Hilang Wang Pertarohan.
• Deposit lost.

d. Jumlah pemilih dalam Bahagian² Pilihanraya NEGERI yang Bertanding:
STATE total electorate in Contested Constituencies:
153,124 (136,322).

e. Angka² dalam kurungan ia-lah angka² tahun 1964.
Figures within brackets are 1964 figures.

f. TB. = Tidak Bertanding.
UNC. = Uncontested.

LAMPIRAN I 8
APPENDIX

PILEHANRAYA² NEGERI—SELANGOR—UNDI² YANG DI-DAPATI OLEH PARTI² SIASAH DAN CHALUN² BEBAS
STATE ELECTIONS—SELANGOR—VOTES POLLED BY POLITICAL PARTIES AND INDEPENDENT CANDIDATES

Bahagian Pilehanraya <i>Constituency</i>	PER. <i>ALL.</i>	P.A.S. <i>P.M.Z.P.</i>	P.K.R. <i>P.P.P.</i>	P.T.D. <i>D.A.P.</i>	G.R.M.	F.S. <i>S.F.</i>	PETIR <i>P.A.P.</i>	BEBAS <i>IND.</i>
Tanjong Karang ..	6,096 (4,898)	4,462 (—)	— (—)	—	—	(2,467)	(—)	— (—)
Kuala Selangor Pekan	4,215 (5,107)	1,929 (852)*	— (—)	—	3,398	(1,745)	(—)	— (—)
Kepong	6,291 (7,485)	— (—)	— (—)	—	13,310	(7,487)	(—)	— (—)
Penchala	2,735 (3,065)	— (—)	— (—)	8,389	—	(2,894)	(1,409)	— (—)
Jeram	5,153 (4,863)	3,367 (1,682)	— (—)	—	—	(1,194)	(—)	— (—)
Sementa	3,059 (4,440)	1,118 (409)*	— (1,016)*	4,664	—	(3,415)	(—)	— (—)
Serendah	4,220 (4,847)	— (—)	— (—)	—	4,504	(3,013)	(—)	— (—)
Kuang	3,088 (4,185)	1,129 (951)	— (—)	—	3,119	(1,700)	(—)	— (—)
Kajang	5,022 (6,036)	— (—)	— (—)	—	4,352	(2,445)	(—)	— (—)
Semenyih	3,102 (4,110)	— (—)	— (—)	—	2,611	(1,810)	(—)	— (—)
Ampang	6,601 (7,865)	3,560 (—)	— (—)	7,634	—	(4,720)	(—)	— (—)
Sentul	5,242 (5,674)	— (—)	— (—)	8,424	—	(4,231)	(1,559)	— (—)
Pantai	6,088 (5,341)	— (—)	— (352)*	—	16,117	(5,701)	(3,958)	— (—)
Salak	4,141 (7,616)	— (—)	— (5,658)	20,335	—	(9,202)	(—)	— (—)
Bukit Nanas ..	4,590 (5,691)	— (—)	— (—)	13,275	—	(3,641)	(5,117)	— (—)
Kampong Bahru ..	3,805 (4,485)	1,696 (—)	— (—)	—	3,552	(2,191)	(—)	— (195)*
Serdang	7,920 (5,835)	— (—)	— (—)	11,234	—	(7,621)	(—)	— (—)
Bukit Raja	3,442 (3,701)	— (—)	— (213)*	4,773	—	(1,815)	(1,700)	— (—)
Port Swettenham ..	5,265 (6,866)	— (—)	— (—)	4,895	—	(3,506)	(—)	— (—)
Kampong Jawa ..	5,280 (6,528)	— (—)	— (—)	5,860	—	(4,815)	(—)	352* (—)
Telok Datoh	4,730 (4,738)	2,825 (1,747)	— (—)	—	—	(1,591)	(—)	— (—)
Morib	5,038 (4,760)	2,922 (—)	— (—)	—	—	(2,823)	(—)	— (—)
Dengkil	TB. UNC. (4,876)	TB. UNC. (—)	— (—)	TB. UNC.	TB. UNC.	(2,577)	(—)	TB. UNC. —
Sungei Rawang ..	3,147 (4,060)	842 (—)	— (—)	—	—	(3,081)	(—)	3,564 (—)
Sabak	6,284 (6,624)	2,329 (1,200)	— (—)	—	—	(—)	(—)	— (—)
Sungei Besar	5,787 (4,716)	3,524 (2,503)	— (—)	—	—	(—)	(—)	— (—)
Ulu Bernam	4,569 (4,753)	— (—)	— (—)	3,130	—	(1,894)	(—)	— (—)
Kuala Kubu	3,520 (4,085)	— (—)	— (—)	3,403	—	(2,662)	(—)	— (—)
	128,430 (148,253)	29,703 (9,344)	— (7,239)	96,016	50,993	(90,241)	(13,743)	3,916 (195)

LAMPIRAN I 8—(samb.)
APPENDIX—(cont.)

PILEHANRAYA² NEGERI—SELANGOR—UNDI² YANG DI-DAPATI OLEH PARTI² SIAHAH DAN CHALUN² BEBAS—(samb.)
STATE ELECTIONS—SELANGOR—VOTES POLLED BY POLITICAL PARTIES AND INDEPENDENT CANDIDATES—(cont.)

Bahagian Pilehanraya <i>Constituency</i>	Jumlah Undi ² Sah <i>Total Valid Votes</i>	Undi di-Tolak <i>Votes Rejected</i>	Jumlah Mengundi <i>Total Voted</i>	Jumlah Pemilih <i>Total Electorate</i>	Peratus Undian <i>Voting Percentage</i>
Tanjong Karang	10,558 (7,365)	1,423 (871)	11,981 (8,236)	17,344 (13,252)	69.1 (62.1)
Kuala Selangor Pekan	9,842 (8,704)	882 (514)	10,424 (9,218)	13,723 (11,630)	76.0 (79.3)
Kepong	19,601 (14,972)	1,203 (691)	20,804 (15,663)	30,401 (20,311)	68.4 (77.1)
Penchala	11,124 (7,368)	797 (325)	11,921 (7,693)	19,780 (11,986)	60.3 (64.2)
Jeram	8,520 (7,739)	1,080 (524)	9,600 (8,263)	12,727 (10,882)	75.4 (75.9)
Sementa	8,841 (9,280)	682 (381)	9,523 (9,661)	13,641 (11,848)	69.8 (81.5)
Serendah	8,724 (7,860)	840 (395)	9,564 (8,255)	13,929 (10,874)	68.7 (75.9)
Kuang	7,336 (6,836)	611 (362)	7,947 (7,198)	10,836 (9,077)	73.3 (79.3)
Kajang	9,374 (8,481)	701 (673)	10,075 (9,154)	14,830 (11,534)	67.9 (79.4)
Semenyih	5,743 (5,920)	552 (512)	6,295 (6,432)	8,312 (7,869)	75.7 (81.7)
Ampang	17,795 (12,585)	1,118 (777)	18,913 (13,362)	31,899 (19,178)	59.3 (69.7)
Sentul	13,666 (11,464)	657 (370)	14,323 (11,834)	26,070 (17,856)	54.9 (66.3)
Pantai	22,205 (15,352)	967 (373)	23,172 (15,725)	36,961 (23,038)	62.7 (68.0)
Salak	24,476 (22,476)	1,210 (1,138)	25,686 (23,614)	44,125 (35,223)	58.2 (66.4)
Bukit Nanas	17,865 (14,449)	1,659 (475)	19,524 (14,924)	34,965 (22,480)	55.8 (66.4)
Kampong Bahru	9,053 (6,874)	392 (333)	9,445 (7,207)	15,666 (11,156)	60.3 (64.6)
Serdang	19,154 (13,456)	903 (593)	20,057 (14,049)	28,595 (19,021)	70.1 (73.9)
Bukit Raja	8,215 (7,429)	488 (388)	8,703 (7,717)	12,736 (11,035)	68.3 (70.8)
Port Swettenham	10,160 (10,372)	505 (601)	10,665 (10,973)	16,700 (14,807)	63.9 (74.1)
Kampong Jawa	11,492 (11,343)	1,194 (653)	12,686 (11,996)	17,535 (15,351)	72.3 (78.1)
Telok Datoh	7,555 (8,076)	1,294 (630)	8,849 (8,706)	12,523 (10,926)	70.7 (79.7)
Morib	7,960 (7,583)	1,121 (622)	9,081 (8,205)	12,450 (10,179)	72.9 (80.6)
Dengkil	TB. (7,453)	TB. (484)	TB. (7,937)	10,647 (9,751)	TB. (81.4)
	UNC.	UNC.	UNC.	UNC.	UNC.
Sungei Rawang	7,553 (7,141)	573 (371)	8,126 (7,512)	10,197 (8,830)	79.7 (85.1)
Sabak	8,613 (7,824)	1,069 (703)	9,682 (8,527)	13,752 (11,152)	70.4 (76.5)
Sungei Besar	9,311 (7,219)	1,247 (801)	10,558 (8,020)	15,793 (11,215)	66.9 (71.5)
Ulu Bernam	7,699 (6,647)	666 (483)	8,365 (7,130)	11,207 (9,098)	74.6 (78.4)
Kuala Kubu	6,923 (6,747)	558 (459)	7,481 (7,206)	9,638 (8,652)	77.6 (83.3)
	309,058 (269,015)	24,392 (15,502)	333,450 (284,517)	516,984 (388,211)	65.9 (73.3)

- a. Peratus undi² sah yang di-dapati oleh Parti² Siasah dan chalun² bebas:
Percentage of valid votes polled by Parties and Independent candidates:
- | | | | |
|----------------|-------------|------------------|-----------|
| PER. | 41.6 (55.1) | P.A.S. | 9.6 (3.5) |
| ALL. | | P.M.F.P. | |
| P.K.R. | (2.7) | P.T.D. | 31.1 |
| P.P.P. | | D.A.P. | |
| G.R.M. | 16.5 | F.S. | (33.5) |
| | | S.F. | |
| PETIR | (5.1) | BEBAS | 1.3 (0.1) |
| P.A.P. | | IND. | |

- b. Peratusan undi di-tolak: 7.3 (5.4)
Percentage of votes Rejected :

- c. • Hilang Wang Pertarohan.
• Deposit lost.

- d. Jumlah pemilih dalam Bahagian² Pilihanraya NEGERI yang Bertanding:
STATE total electorate in Contested Constituencies:
506,337 (388,211).

- e. Angka² dalam kurungan ia-lah angka² tahun 1964.
Figures within brackets are 1964 figures.

- f. TB. = Tidak Bertanding.
UNC. = Uncontested.

LAMPIRAN I 9
APPENDIX

PILEHANRAYA² NEGERI—NEGERI SEMBILAN—UNDI² YANG DI-DAPATI OLEH PARTI² SIASAH DAN CHALUN² BEBAS
STATE ELECTIONS—NEGERI SEMBILAN—VOTES POLLED BY POLITICAL PARTIES AND INDEPENDENT CANDIDATES

Bahagian Pilehanraya <i>Constituency</i>	PER. <i>ALL.</i>	P.A.S. <i>P.M.I.P.</i>	P.K.R. <i>P.P.P.</i>	P.R.	P.T.D. <i>D.A.P.</i>	U.M.C.O.	F.S. <i>S.F.</i>	P.D.B. <i>U.D.P.</i>	BEBAS <i>IND.</i>
Sri Menanti	3,450 (4,324)	1,664 (559)*	— (—)	—	—	— (708) (—)	—	—	— (—)
Johol	4,800 (2,535)	1,572 (184)*	— (—)	—	—	— (660) (139)*	—	—	— (1,084)
Ulu Muar	3,232 (3,396)	1,406 (1,211)	— (—)	—	—	— (—) (466)*	—	—	384* (—)
Pilah	1,912 (3,206)	460* (361)*	— (—)	—	1,906	— (—) (1,620)	—	—	818 (—)
Rantau	2,651 (3,226)	— (—)	— (—)	—	2,042	103* (1,281) (465)*	—	—	— (—)
Sungei Ujong	3,116 (4,261)	1,007* (—)	— (—)	—	5,946	402* (2,538) (2,319)	—	—	— (211)*
Rahang	1,705 (3,855)	— (—)	— (—)	—	4,850	334* (2,314) (1,368)	—	—	— (—)
Terentang	2,830 (1,710)	1,222 (—)	— (—)	—	—	— (481) (992)	—	—	— (649)
Kota	3,291 (3,263)	1,666 (—)	— (—)	—	—	— (336)* (1,207)	—	—	— (—)
Tampin	TB. (3,563) <i>UNC.</i>	TB. (—) <i>UNC.</i>	TB. (—) <i>UNC.</i>	TB. (—) <i>UNC.</i>	TB. (—) <i>UNC.</i>	TB. (1,687) (—) <i>UNC.</i>	—	—	TB. (309)* <i>UNC.</i>
Gemas	3,682 (2,578)	— (—)	— (—)	—	1,509	— (1,303) (—)	—	—	— (—)
Jimah	1,442 (1,271)	304* (—)	— (872)	—	2,339	52* (1,008) (168)*	—	—	— (353)*
Lukut	892 (1,321)	— (—)	— (—)	—	1,340	37* (—) (88)	—	—	110* (313) (190)*
Si-Rusa	2,256 (2,490)	480* (438)*	— (1,446)	—	2,486	76* (—) (—)	—	—	— (—)
Pasir Panjang	1,493 (1,948)	771 (740)	— (—)	—	1,628	71* (—) (1,041)	—	—	— (—)
Linggi	1,427 (1,680)	— (—)	— (—)	—	1,672	45* (—) (925)	—	—	— (—)
Kuala Klawang	2,666 (3,843)	— (—)	— (—)	—	402.6	326* (1,501) (—)	—	—	437* (—)
Pertang	1,321 (2,003)	— (—)	— (—)	—	539	— (629) (254)*	—	—	703 (561) 941
Bahau	TB. (2,890) <i>UNC.</i>	TB. (—) <i>UNC.</i>	TB. (—) <i>UNC.</i>	TB. (—) <i>UNC.</i>	TB. (—) <i>UNC.</i>	TB. (1,576) (106)* <i>UNC.</i>	—	—	TB. (—) <i>UNC.</i>
Rompin	1,409 (2,177)	— (—)	— (—)	—	908	— (1,571) (—)	—	—	1,134 (—)
Jempol	2,625 (2,722)	1,133 (344)	— (—)	—	—	— (319)* (83)*	—	—	— (468)*
Lenggeng	2,970 (3,746)	— (—)	— (—)	—	2,929	254* (2,213) (552)*	—	—	— (—)
Labu	2,093 (2,791)	— (—)	— (—)	586*	1,729	128* (1,772) (—)	—	—	226* (230)*
Bukit Nanas	1,712 (3,660)	— (—)	— (—)	—	6,336	303* (2,257) (1,641)	—	—	— (—)
	50,975 (68,461)	11,685 (3,837)	— (2,318)	586	40,185	2,131 (24,154) (13,434)			4,753 (4,368)

LAMPIRAN I 9—(samb.)
APPENDIX—(cont.)

PILEHANRAYA² NEGERI—NEGERI SEMBILAN—UNDI² YANG DI-DAPATI OLEH PARTI² SIASAH DAN CHALUN² BEBAS—(sad.)
STATE ELECTIONS—NEGERI SEMBILAN—VOTES POLLED BY POLITICAL PARTIES AND INDEPENDENT CANDIDATES—(cont.)

Bahagian Pilehanraya Constituency	Jumlah Undi ² Sah Total Valid Votes	Undi di-Tolak Votes Rejected	Jumlah Mengundi Total Voted	Jumlah Pemilih Total Electorate	Peratus Undian Voting Percentage
Sri Menanti	5,114 (5,591)	366 (229)	5,480 (5,820)	7,145 (7,108)	76.7 (81.9)
Johol	4,372 (4,602)	402 (323)	4,774 (4,925)	6,165 (5,957)	77.4 (82.7)
Ulu Muar	5,022 (5,073)	447 (298)	5,469 (5,371)	6,792 (6,446)	80.5 (83.3)
Pilah	5,096 (5,187)	358 (201)	5,454 (5,388)	7,016 (6,624)	77.7 (81.3)
Rantau	4,796 (4,972)	256 (229)	5,052 (5,201)	6,622 (6,456)	76.3 (80.6)
Sungei Ujong	10,471 (9,329)	543 (301)	11,014 (9,630)	15,934 (13,007)	69.1 (74.0)
Rahang	6,889 (7,537)	252 (218)	7,141 (7,755)	9,666 (9,541)	73.9 (81.3)
Terentang	4,052 (3,832)	169 (228)	4,221 (4,060)	5,777 (5,114)	73.1 (79.4)
Kota	4,957 (4,806)	114 ()	5,071 (5,013)	6,234 (6,034)	81.3 (83.1)
Tampin	TB. (5,561)	TB. ()	TB. (5,741)	8,022 (6,869)	TB. (83.6)
	UNC.	UNC.	UNC.		UNC.
Gemas	5,191 (3,881)	75 (185)	5,266 (4,066)	7,112 (4,970)	74.0 (81.8)
Jimah	4,137 (3,672)	198 (290)	4,335 (3,962)	5,874 (5,154)	73.8 (76.9)
Lukut	2,379 (1,912)	108 (120)	2,487 (2,032)	3,556 (2,650)	69.9 (76.7)
Si-Rusa	5,298 (4,374)		5,507 (4,544)	7,987 (6,070)	68.9 (74.9)
Pasir Panjang	3,963 (3,729)		4,145 (3,889)	5,258 (4,792)	78.8 (81.2)
Linggi	3,144 (2,605)	134 (203)	3,278 (2,808)	3,948 (3,417)	83.0 (82.2)
Kuala Klawang	5,455 (5,344)	357 (215)	5,812 (5,559)	7,566 (6,771)	76.8 (82.1)
Pertang	3,504 (3,447)	232 (119)	3,736 (3,566)	4,520 (4,139)	82.7 (86.2)
Bahau	TB. (4,572)	TB. (205)	TB. (4,777)	7,086 (6,012)	TB. (79.5)
	UNC.	UNC.	UNC.		UNC.
Rompin	3,451 (3,748)	259 (238)	3,710 (3,986)	5,453 (5,417)	68.0 (73.6)
Jempol	3,758 (3,536)	430 (167)	4,188 (4,103)	5,095 (4,808)	82.2 (85.3)
Lenggeng	6,153 (6,511)	462 (279)	6,615 (6,790)	8,684 (8,214)	76.2 (82.7)
Labu	4,762 (4,793)	528 (192)	5,290 (4,985)	6,993 (6,353)	75.6 (78.5)
Bukit Nanas	8,351 (7,558)	394 (281)	8,745 (7,839)	12,223 (10,191)	71.5 (76.9)
	110,315 (116,572)	6,475 (5,238)	116,790 (121,810)	170,728 (152,114)	75.0 (80.1)

155

a. Peratus undi² sah yang di-dapati oleh Parti² Siasah dan chalun² bebas:
Percentage of valid votes polled by parties and independent candidates:

PER.	46.2 (58.7)	P.A.S.	10.6 (3.3)
ALL		P.M.J.P.	
P.K.R.	— (2.0)	P.R.	0.5
P.P.P.			
P.T.D.	36.4	UMCO.	1.9
D.A.P.			
P.S.	(20.7)	P.D.B.	(11.5)
S.F.		U.D.P.	
BEBAS	4.3 (3.7)		
IND.			

b. Peratusan undi di-tolak: 5.5 (4.3)
Percentage of votes Rejected:

- c. • Hilang Wang Pertarohan.
- Deposit.

d. Jumlah pemilih dalam Bahagian² Pilihanraya NEGERI yang Bertanding:
STATE total electorate in Contested Constituencies:
155,620 (152,114).

e. Angka² dalam kurungan ia-lah angka² tahun 1964.
Figures within brackets are 1964 figures.

f. TB. = Tidak Bertanding.
UNC. = Uncontested.

LAMPIRAN I 10
APPENDIX

PILEHANRAYA² NEGERI—MELAKA—UNDI² YANG DI-DAPATI OLEH PARTI² SIASAH DAN CHALUN' BEBAS
STATE ELECTIONS—MALACCA—VOTES POLLED BY POLITICAL PARTIES AND INDEPENDENT CANDIDATES

Bahagian Pilehanraya <i>Constituency</i>	PER. <i>ALL.</i>	P.A.S. <i>P.M.I.P.</i>	P.R.	P.T.D. <i>D.A.P.</i>	G.R.M.	F.S. <i>S.F.</i>	PETIR <i>P.A.P.</i>	BEBAS <i>IND.</i>
Tanjong Kling ..	2,779 (3,834)	1,536 (342)*	803	—	—	(649)	(—)	— (—)
Bukit Rambai ..	1,465 (3,194)	883 (94)*	671	1,578	—	(1,217)	(—)	— (—)
Batu Berendam ..	2,441 (3,371)	673 (228)*	2,139	—	—	(1,672)	(—)	— (—)
Semabok	2,779 (3,654)	753 (290)*	1,482	—	—	(1,180)	(—)	597* (—)
Kandang	3,293 (4,167)	1,759 (347)*	414*	—	—	(525)*	(—)	— (—)
Kota Selatan ..	1,490 (3,042)	— (—)	745*	—	4,591	(3,350)	(1,091)	— (—)
Kota Tengah ..	1,454 (2,116)	— (—)	1,007	2,881	—	(2,310)	(364)*	— (—)
Kota Barat	1,642 (2,957)	— (—)	1,651	2,065	—	(1,706)	(470)*	— (—)
Kota Utara	2,611 (3,175)	— (—)	750	2,247	—	(1,428)	(—)	— (—)
Kota Timor	1,761 (2,734)	— (—)	774*	4,394	—	(2,297)	(741)	— 90)*
Sungei Bahru ..	4,029 (4,254)	1,976 (52)	—	—	—	(1,089)	(—)	— (—)
Ramuan China ..	2,166 (2,826)	596 (553)	725	—	—	(875)	(—)	727 (—)
Masjid Tanah ..	2,850 (3,448)	1,856 (915)	—	—	—	(405)*	(—)	— (—)
Alor Gajah	3,079 (3,268)	1,549 (450)*	—	—	—	(804)	(—)	— (—)
Pulau Sebang ..	TB. UNC. (2,784)	TB. UNC. (219)*	TB. UNC.	TB. UNC.	TB. UNC.	(1,257)	(—)	TB. UNC. (—)
Batang Melaka ..	4,037 (4,351)	1,271 (—)	1,736	—	—	(2,321)	(—)	— (—)
Rim	3,127 (4,007)	1,180 (—)	728	—	—	(1,389)	(—)	553* (—)
Jasin	3,451 (3,845)	1,140 (—)	1,160	—	—	(1,418)	(—)	— (—)
Serkam	2,804 (2,686)	1,737 (1,257)	339*	—	—	(310)*	(—)	— (—)
Sungei Rambai ..	2,522 (2,880)	727 (159)*	1,405	—	—	(1,219)	(—)	— (—)
	49,780 (66,593)	17,636 (5,416)	16,529	13,165	4,591	(27,421)	(2,666)	1,877 (90)

LAMPIRAN I 10—(samb.)
APPENDIX—(cont.)

PILEHANRAYA² NEGERI—MELAKA—UNDI² YANG DI-DAPATI OLEH PARTI² SIAHAH DAN CHALUN² BEBAS—(samb.)
STATE ELECTIONS—MALACCA—VOTES POLLED BY POLITICAL PARTIES AND INDEPENDENT CANDIDATES—(cont.)

Bahagian Pilehanraya Constituency	Jumlah Undi ² Sah Total Valid Votes	Undi di-Tolak Votes Rejected	Jumlah Mengundi Total Voted	Jumlah Pemilih Total Electorate	Peratus Undian Voting Percentage
Tanjong Kling	5,118 (4,825)	282 (145)	5,400 (4,970)	6,901 (5,920)	78.2 (84.0)
Bukit Rambai	4,597 (4,505)	314 (160)	4,911 (4,665)	6,448 (5,630)	76.2 (82.9)
Batu Berendam	5,253 (5,271)	367 (204)	5,620 (5,475)	7,142 (6,415)	78.7 (85.3)
Semabok	5,611 (5,124)	502 (250)	6,113 (5,374)	7,936 (6,460)	77.0 (83.2)
Kandang	5,466 (5,039)	329 (236)	5,795 (5,275)	7,190 (6,144)	80.6 (85.9)
Kota Selatan	6,826 (7,483)	364 (126)	7,190 (7,609)	9,628 (8,801)	74.7 (86.5)
Kota Tengah	5,342 (4,790)	186 (65)	5,528 (4,855)	7,660 (5,616)	72.2 (86.4)
Kota Barat	5,358 (5,133)	282 (99)	5,640 (5,232)	7,275 (6,125)	77.5 (85.4)
Kota Utara	5,608 (4,603)	263 (98)	5,871 (4,701)	8,077 (5,584)	72.7 (84.2)
Kota Timor	6,929 (5,862)	275 (130)	7,204 (5,992)	10,039 (7,022)	71.8 (85.3)
Sungei Bahru	6,005 (5,905)	429 (246)	6,434 (6,151)	7,961 (7,149)	80.8 (86.0)
I amuan China	4,214 (4,254)	394 (170)	4,608 (4,424)	5,696 (5,237)	80.9 (84.5)
Masjid Tanah	4,706 (4,768)	502 (229)	5,208 (4,997)	6,851 (6,209)	76.0 (80.5)
Alor Gajah	4,628 (4,522)	472 (212)	5,100 (4,734)	6,232 (5,497)	81.8 (86.1)
Pulau Sebang	TB. (4,260) UNC.	TB. (175) UNC.	TB. (4,435) UNC.	6,497 (5,351)	UNC. (82.9)
Batang Mclaka	7,044 (6,672)	172 (248)	7,216 (6,920)	9,364 (8,158)	77.1 (84.8)
Rim	5,588 (5,396)	97 (181)	5,685 (5,577)	7,462 (6,616)	76.2 (84.3)
Jasin	5,751 (5,263)	82 (209)	5,833 (5,472)	7,404 (6,662)	78.8 (82.1)
Serkam	4,880 (4,253)	49 (237)	4,929 (4,490)	6,013 (5,430)	82.0 (82.7)
Sungei Rambai	4,654 (4,258)	92 (220)	4,746 (4,478)	5,989 (5,559)	79.2 (80.6)
	103,578 (102,186)	5,453 (3,640)	109,031 (105,826)	147,765 (125,585)	77.2 (84.3)

157

a. Peratus undi² sah yang di-dapati oleh Parti² Siasah dan chalun² bebas:
Percentage of valid votes polled by Parties and Independent candidates:

PER.	48.1 (65.2)	P.A.S.	17.0 (5.3)
ALL		P.M.I.P.	
P.R.	16.0	P.T.D.	12.7
		D.A.P.	
G.R.M.	4.4	F.S.	(26.8)
		S.F.	
PETIR	(2.6)	BEBAS	1.8 (0.1)
P.A.P.		IND.	

b. Peratusan undi di-tolak: 5.0 (3.4)
Percentage of votes rejected:

c. * Hilang Wang Pertarohan.
Deposit lost.

d. Jumlah pemilih dalam Bahagian² Pilihanraya NEGERI yang Bertanding:
STATE total electorate in Contested Constituencies:
141,268 (125,585).

e. Angka² dalam kurungan ialah angka² tahun 1964.
Figures within brackets are 1964 figures.

f. TB. = Tidak Bertanding.
UNC. = Uncontested.

LAMPIRAN I 11
APPENDIX

PILEHANRAYA' NEGERI—JOHOR—UNDI² YANG DI-DAPATI OLEH PARTI² SIAHAH DAN CHALUN² BEBAS
STATE ELECTIONS—JOHORE—VOTES POLLED BY POLITICAL PARTIES AND INDEPENDENT CANDIDATES

158

Bahagian Pilehanraya <i>Constituency</i>	PER. <i>ALL.</i>	P.A.S. <i>P.M.I.P.</i>	P.R.	P.T.D. <i>D.A.P.</i>	G.R.M.	F.S. <i>S.F.</i>	P.D.B. <i>U.D.P.</i>	PETIR <i>P.A.P.</i>	BEBAS <i>IND.</i>
Bukit Serampang ..	9,108 (TB.) (UNC.)	1,227. (TB.) (UNC.)				(TB.) (UNC.)	(TB.) (UNC.)	(TB.) (UNC.)	— (TB.) (UNC.)
Jorak	TB. (7,456) UNC.	TB. (—) UNC.	TB. UNC.	TB. UNC.	TB. UNC.	(1,803)	(—)	(—)	TB. (—) UNC.
Labis .. .	8,683 (5,674)	— (—)	—	—	—	(2,841)	(488)*	(—)	1,788 (—)
Bekok	4,826 (5,280)	— (—)				(1,975)	(1,601)	(—)	4,046 (—)
Bandar Maharani ..	6,311 (8,266)	— (—)	—	4,532	—	(3,797)	(—)	(—)	— (—)
Parit Bakar	TB. (7,281) UNC.	TB. (—) UNC.	TB. UNC.	TB. UNC.	TB. UNC.	(3,043)	(—)	(—)	TB. (—) UNC.
Parit Jawa	TB. (TB.) UNC. (UNC.)	TB. (TB.) UNC. (UNC.)	TB. UNC.	TB. UNC.	TB. UNC.	(TB.) (UNC.)	(TB.) (UNC.)	(TB.) (UNC.)	TB. (TB.) UNC. (UNC.)
Simpang Kiri ..	8,942 (9,092)	2,985 (1,486)	—	—	—	(—)	(—)	(—)	— (—)
Broleh	5,632 (6,791)	— (—)	—	4,724	—	(3,855)	(1,644)	(—)	— (—)
Bandar Penggaram ..	4,529 (5,072)	— (—)	—	—	—	(2,112)	(411)*	(—)	3,055 (—)
Tanjong Sembrong ..	8,139 (7,563)	2,341 (—)				(2,819)	(421)*	(—)	— (292)*
Ayer Hitam	7,054* (8,145)	1,189* (—)	—	—	1,778	(—)	(1,845)	(—)	— (—)
Gunong Lambak ..	3,580 (4,462)	— (—)	380*	4,684	—	(4,224)	(—)	(—)	— (—)
Sri Lalang	4,744 (5,107)	— (—)	719*	—	—	(2,705)	(—)	(493)*	2,427 (—)

Kota Tinggi.. ..	3,835 (3,451)	— (—)	—	—	1,835	(1,147) (—) (—)	— (548)*
Johore Lama	3,026 (TB.) (UNC.)	— (TB.) (UNC.)	—	—	1,259	(TB.) (TB.) (TB.) (UNC.) (UNC.) (UNC.)	— (TB.) (UNC.)
Rengit	6,244 (6,296)	3,536 (719)*	—	—	—	(—) (—) (—)	— (22,12)
Benut	6,318 (6,626)	1,630 (1,060)	—	—	—	(—) (—) (—)	1,790 (22,59)
Pontian Dalam	6,675 (6,408)	— (339)*	—	—	—	(2,908) (—) (—)	3,337 (—)
Pontian Kechil	4,462 (6,525)	185* (—)	—	—	—	(3,191) (—) (—)	5,688 (—)
Rengam	6,707 (5,598)	— (—)	—	3,378	—	(3,268) (—) (—)	— (19)*
Senai-Kulai	5,330 (5,819)	— (—)	—	3,854	—	(3,320) (—) (—)	— (—)
Plentong	6,209 (6,601)	— (687)*	—	3,405	—	(2,492) (—) (—)	— (—)
Tanjong Petri	5,487 (5,028)	— (318)*	—	3,906	—	(3,170) (—) (277)*	— (—)
Glang Pateh	5,820 (5,213)	— (282)*	—	2,255	—	(2,001) (—) (—)	— (—)
Tampoi	5,589 (6,074)	— (268)*	393*	3,767	—	(2,753) (—) (328)*	— (—)
Endau	4,863 (5,285)	1,835 (658)*	—	—	—	(—) (—) (—)	— (—)
Mersing	TB. (4,059) UNC.	TB. (99)* UNC.	TB. UNC.	TB. UNC.	TB. UNC.	(—) (—) (—)	TB. (97) UNC.
Batu Enam	5,549 (5,316)	— (—)	—	2,499	—	(2,801) (728)* (—)	— (—)
Bandar Segamat	4,230 (4,426)	304* (—)	—	3,739	—	(2,651) (1,647) (—)	— (—)
Tangkak	6,632 (6,944)	— (—)	—	4,293	—	(2,477) (—) (—)	— (—)
Serom	8,776 (9,071)	1,42 (4. 8)*	—	—	—	(1,409) (—) (—)	— (—)
	167,300 (178,929)	16645 (6,314)	1,492	45,076	4,872	(62,762) (8,785) (1,098)	22,131 ((6,727)

LAMPIRAN I 11—(samb.)
APPENDIX—(cont.)

PILEHANRAYA² NEGERI—JOHOR—UNDP YANG DI-DAPATI OLEH PARTI² SIASAH DAN CHALUN² BEBAS—(samb.)
STATE ELECTIONS—JOHORE—VOTES POLLED BY POLITICAL PARTIES AND INDEPENDENT CANDIDATES—(cont.)

160

Bahagian Pikhannya Constituency	Jumlah Undi ² Sah Total Valid Votes	Undi di-Tolak Votes Rejected	Jumlah Mengundi Total Voted	Jumlah Pemilih Total Electorate	Peratus Undian Voting Percentage
Bukit Serampang	10,335 (TB.) (UNC.)	385 (TB.) (UNC.)	10,720 (TB.) (UNC.)	14,636 (10,647)	73.2 (TB.) (UNC.)
.. .. .	TB. UNC. (9,259)	TB. UNC. (540)	TB. UNC. (9,799)	13,887 (12,076)	TB. UNC. (81.1)
Labis	10,471 (9,003)	1,119 (381)	11,590 (9,384)	15,980 (11,291)	72.5 (83.1)
Bekok	8,872 (8,856)	805 (474)	9,677 (9,330)	13,750 (11,387)	70.4 (81.9)
Bandar Maharani	10,843 (12,063)	788 (397)	11,631 (12,460)	16,094 (16,131)	72.3 (77.2)
Parit Bakar	TB. UNC. (10,324)	TB. UNC. (416)	TB. UNC. (10,740)	14,464 (13,985)	TB. UNC. (76.8)
Parit Jawa	TB. UNC. (TB.) (UNC.)	TB. UNC. (TB.) (UNC.)	TB. UNC. (TB.) (UNC.)	16,880 (15,415)	TB. UNC. (TB.) (UNC.)
Simpang Kiri	11,927 (10,578)	377 (245)	12,304 (10,823)	18,083 (14,708)	68.0 (73.6)
Broleh	10,356 (12,290)	187 (356)	10,543 (12,646)	15,477 (15,113)	68.1 (83.7)
Bandar Penggaram	7,584 (7,595)	196 (230)	7,780 (7,825)	11,533 (10,245)	67.5 (76.4)
Tanjong Sembrong	10,480 (11,095)	1,562 (778)	12,042 (11,873)	16,889 (14,494)	71.3 (81.9)
Ayer Hitam	10,021 (9,990)	809 (880)	10,820 (10,870)	15,775 (13,971)	68.7 (77.8)
Gunong Lambak	8,644 (8,686)	875 (325)	9,519 (9,011)	12,372 (11,013)	76.9 (81.8)
Sri Lalang	7,890 (8,305)	930 (282)	8,820 (8,587)	12,962 (10,718)	68.0 (80.1)
Kota Tinggi	5,670 (5,146)	458 (89)	6,128 (5,235)	8,106 (6,502)	75.6 (80.5)
Johore Lama	4,285 (TB.) (UNC.)	465 (TB.) (UNC.)	4,750 (TB.) (UNC.)	5,715 (6,352)	83.1 (TB.) (VNC.)
Rengit	9,780 (9,142)	1,424 (960)	11,204 (10,102)	14,672 (12,468)	76.4 (81.0)
Benut	9,738 (10,285)	1,515 (916)	11,253 (11,201)	14,991 (13,630)	75.1 (82.2)
Pontian Dalam	10,012 (9,655)	405 (559)	10,417 (10,214)	14,166 (12,179)	73.5 (83.9)
Pontian Kechil	10,336 (9,716)	130 (407)	10,466 (10,123)	12,758 (12,390)	76.1 (81.7)
Rengam	10,085 (9,055)	1,060 (460)	11,145 (9,515)	15,724 (11,750)	70.9 (81.0)

Senai-Kulai	9,184 (9,139)	884 (373)	10,068 (9,512)	14,447 (11,408)	69.7 (83.4)
Plenton	9,614 (9,780)	1,128 (516)	10,742 (10,256)	13,903 (12,758)	77.3 (80.7)
Tanjong Petri	9,393 (8,793)	294 (260)	9,687 (9,053)	14,826 (11,977)	65.3 (75.6)
Glang Patah	8,115 (7,496)	878 (365)	8,993 (7,861)	12,522 (9,655)	71.8 (81.4)
Tampoi	9,749 (9,423)	534 (386)	10,683 (9,809)	14,640 (12,838)	73.0 (76.4)
Endau	6,698 (5,943)	1,030 (559)	7,728 (6,502)	10,726 (8,256)	72.0 (78.8)
Mersing	TB. (5,130) UNC.	TB. (347) UNC.	TB. (5,477) UNC.	7,576 (6,682)	TB. (82.0) UNC.
Batu Enam	8,048 (8,845)	378 (321)	8,426 (9,166)	11,058 (9,850)	76.2 (93.1)
Bandar Segamat	8,273 (8,724)	478 (228)	8,751 (8,952)	10,744 (10,423)	81.5 (85.9)
Tangkak	10,925 (9,421)	310 (638)	11,235 (10,059)	15,950 (13,220)	70.4 (76.1)
Serom	10,188 (10,898)	682 (655)	10,870 (11,553)	14,314 (13,804)	75.9 (83.7)
	257,516 (264,635)	20,486 (13,343)	278,002 (277,978)	436,620 (377,336)	72.4 (80.6)

a. Peratus undi sah yang di-dapati oleh Parti² Siasah dan calon² bebas:
Percentage of valid votes polled by Parties and Independent candidates:

PER.	65.0 (67.6)	P.A.S.	6.5 (2.4)
ALL.		P.M.I.P.	
P.R.	0.6	P.T.D.	17.5
		D.A.P.	
G.R..M.	1.9	F.S.	(23.7)
		S.F.	
P.D..B.	(3.3)	PETIR	(0.4)
U.D).P.		P.A.P.	
BEE	8.6 (2.5)		
IND			

b. Peratusan undi di-tolak: 7.4 (4.8)
Percentage of votes Rejected:

c. * Hilang Wang Pertarohan.
* Deposit lost.

d. Jumlah pemilih dalam Bahagian² Pilihanraya NEGERI yang Bertanding:
STATE total electorate in Contested Constituencies:
388,813 (344,922).

e. Angka² dalam kurungan ia-lah angka² tahun 1964.
Figures within brackets are 1964 figures.

f. TB. = Tidak Bertanding.
UNC. = Uncontested.

LAMPIRAN I 12
APPENDIX

PILEHANRAYA² NEGERI—SARAWAK—UNDI² DI-DAPATI OLEH
PARTI² SIASAH DAN CHALUN² BEBAS
STATE ELECTIONS—SARAWAK—VOTES POLLED BY POLITICAL PARTIES
AND INDEPENDENT CANDIDATES

Bahagian Pilehanraya <i>Constituency</i>	PER. <i>ALL.</i>	PESAKA	S.N.A.P.	S.U.P.P.	BEBAS <i>IND.</i>
Lundu	1,198	1,275	1,105	1,496	67*
Bau	1,257	818*	2,225	2,902	82*
Kuching Barat	5,410	—	1,076*	4,103	539*
Kuching Timor	989*	—	641*	7,560	192*
Semariang	3,233	—	526*	971	124*
Sekama	2,236	—	738*	4,435	81*
Sebandi	3,755	1,069	—	1,530	954
Muara Tuang	1,934	—	717	1,232	250*
Batu Kawah	1,534	—	1,650	3,748	180*
Bengoh	231*	498*	1,532	1,796	230*
Tarat	2,091	—	3,160	2,062	—
Tebakang	1,606	—	2,869	1,920	—
Semera	3,052	—	1,240	497*	—
Gedong	1,757	600	1,647	522*	—
Lingga Sebuyau	698*	2,134	1,915	1,160	98*
Simanggang	1,048	718*	2,513	1,879	279*
Engkilili-Skrang	—	1,101	946	976	192*
Ulu Ai	80*	885	934	531	143*
Saribas	1,849	747	1,312	—	73*
Layar	—	713	2,546	—	225*
Kalaka	1,407	1,963	1,164	—	86*
Krian	—	872	2,933	824	351*
Kuala Rajang	2,161	371*	743	831	181*
Repok	1,787	—	844	2,399	252*
Matu-Daro	3,360	565*	124*	506*	1,157
Binatang	2,130	1,077	849*	3,048	209*
Sibu Tengah	2,098	—	493*	4,470	83*
Sibu Luar	2,261	—	562*	2,969	103*
Igan	3,264	—	213*	2,495	656
Dudong	—	1,434	1,138	1,675	58*
Balingian	1,555	523*	827	856	429*
Oya	1,510	267*	1,339	468*	136*
Pakan	—	702	667	—	46*
Meluan	—	748	880	—	35*
Machan	—	810	880	—	75*
Ngemah	—	2,459	327*	1,589	119*
Song	—	660	603	428	195*
Pelagus	—	1,294	1,614	1,204	231*
Bajeh	—	1,389	716	1,069	606*
Belaga	—	1,953	1,528	806	200*
Tatau	1,340	688	67*	772	396*
Kemena	1,155	415	1,191	827	677
Subis	—	1,366	884	733	305*
Miri	2,876	832	1,728	1,420	381*
Marudi	—	910	3,134	958	234*
Telang Usan	—	750	1,718	—	796
Limbang	1,068	—	2,935	—	539
Lawas	1,698	1,053	1,472	—	47*
	63,668	34,281	61,241	72,178	33*

LAMPIRAN I 12—(samb.)
APPENDIX—(cont.)

PILEHANRAYA² NEGERI—SARAWAK—UNDI² DI-DAPATI OLEH
PARTI² SIAHAH DAN CHALUN² BEBAS—(samb.)
STATE ELECTIONS SARAWAK—VOTES POLLED BY POLITICAL PARTIES
AND INDEPENDENT CANDIDATES—(cont.)

Bahagian Pilehanraya Constituency	Jumlah Undi ² Sah Total Valid Votes	Undi Di-Tolak Votes Rejected	Jumlah Mengundi Total Voted	Jumlah Pemilih Total Electorate	Peratus Undian Voting Percentage
Lundu	5,223	222	5,445	6,000	90.7
Bau	7,741	641	8,382	9,424	88.9
Kuching Barat	10,781	317	11,098	12,914	86.0
Kuching Timcr	9,395	291	9,686	11,963	81.0
Semariang	5,934	401	6,335	7,477	84.7
Sekama	7,589	416	8,005	10,269	77.9
Sebandi	6,354	331	6,685	7,930	84.3
Muara Tuang	4,177	175	4,352	4,890	89.0
Batu Kawah	6,932	512	7,444	8,912	82.5
Bengoh	4,287	116	4,403	4,997	88.1
Tarat	7,313	392	7,705	8,605	89.5
Tebakang	6,395	473	6,868	7,754	88.6
Semera	4,829	385	5,214	5,916	88.1
Gedong	4,526	313	4,839	5,637	85.8
Lingga-Sebuyau	6,005	479	6,484	8,376	77.4
Simanggang	6,845	445	7,290	9,100	80.1
Engkilili-Skrang	3,248	391	3,639	4,660	78.1
Ulu Ai	2,871	365	3,236	4,254	76.1
Saribas	4,341	266	4,607	6,622	69.6
Layar	4,625	381	5,006	6,470	77.4
Kalaka	4,617	263	4,880	5,584	87.4
Krian	4,629	404	5,033	6,308	79.8
Kuala Rajang	4,865	222	5,087	5,732	88.7
Repok	5,088	255	5,343	6,225	85.8
Matu-Daro	5,166	286	5,452	6,302	86.5
Binatang	7,104	300	7,404	8,961	82.6
Sibu Tengah	7,441	363	7,804	10,413	74.9
Sibu Luar	6,094	324	6,418	8,366	76.7
Igan	6,128	288	6,416	7,313	87.7
Dudong	4,561	280	4,841	6,158	78.1
Balingian	4,865	362	5,227	8,265	63.2
Oya	5,233	436	5,669	7,533	75.2
Pakan	2,397	327	2,724	3,851	70.7
Meluan	2,305	347	2,652	3,789	70.0
Machan	4,375	71	4,446	5,496	80.9
Ngemah	3,106	267	3,373	4,728	71.3
Song	4,112	395	4,507	5,917	76.2
Pelagus	3,174	241	3,415	4,604	74.2
Baleh	4,779	371	5,150	6,412	80.3
Belaga	2,133	136	2,269	3,027	74.9
Tatau	4,469	253	4,722	6,450	73.2
Kemena	4,350	349	4,699	6,619	71.1
Subis	5,367	583	5,950	7,913	75.2
Miri	6,551	277	7,228	9,946	72.7
Marudi	5,112	275	5,387	7,290	73.9
Telang Uean	3,562	363	3,925	5,761	68.1
Limbang	4,608	330	4,938	6,184	79.8
Lawas	4,353	190	4,543	5,380	84.4
	250,355	15,870	266,225	332,737	80.0

- a. Peratus undi² sah yang di-dapati oleh Parti² Siasah dan chalun² bebas:
Percentage of valid votes polled by Parties and Independent candidates:
- | | | | | | | | | | |
|--------------|------|--------|------|---------------|------|---------------|------|----------------|-----|
| PER. | 25.4 | PESAKA | 13.7 | SNAP | 24.5 | SUPP. | 28.8 | BEBAS | 7.6 |
| ALL | | | | | | | | IND. | |
- b. Peratusan undi di-tolak: 5.96.
Percentage of votes rejected:
- c. • Hilang Wang Pertarohan,
• Deposit lost.
- d. Jumlah pemilih dalam Bahagian Pilehanraya yang di-Pertandingan: 332,737
Total electorate in Contested Constituencies:


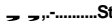
LAMPIRAN J
APPENDIX

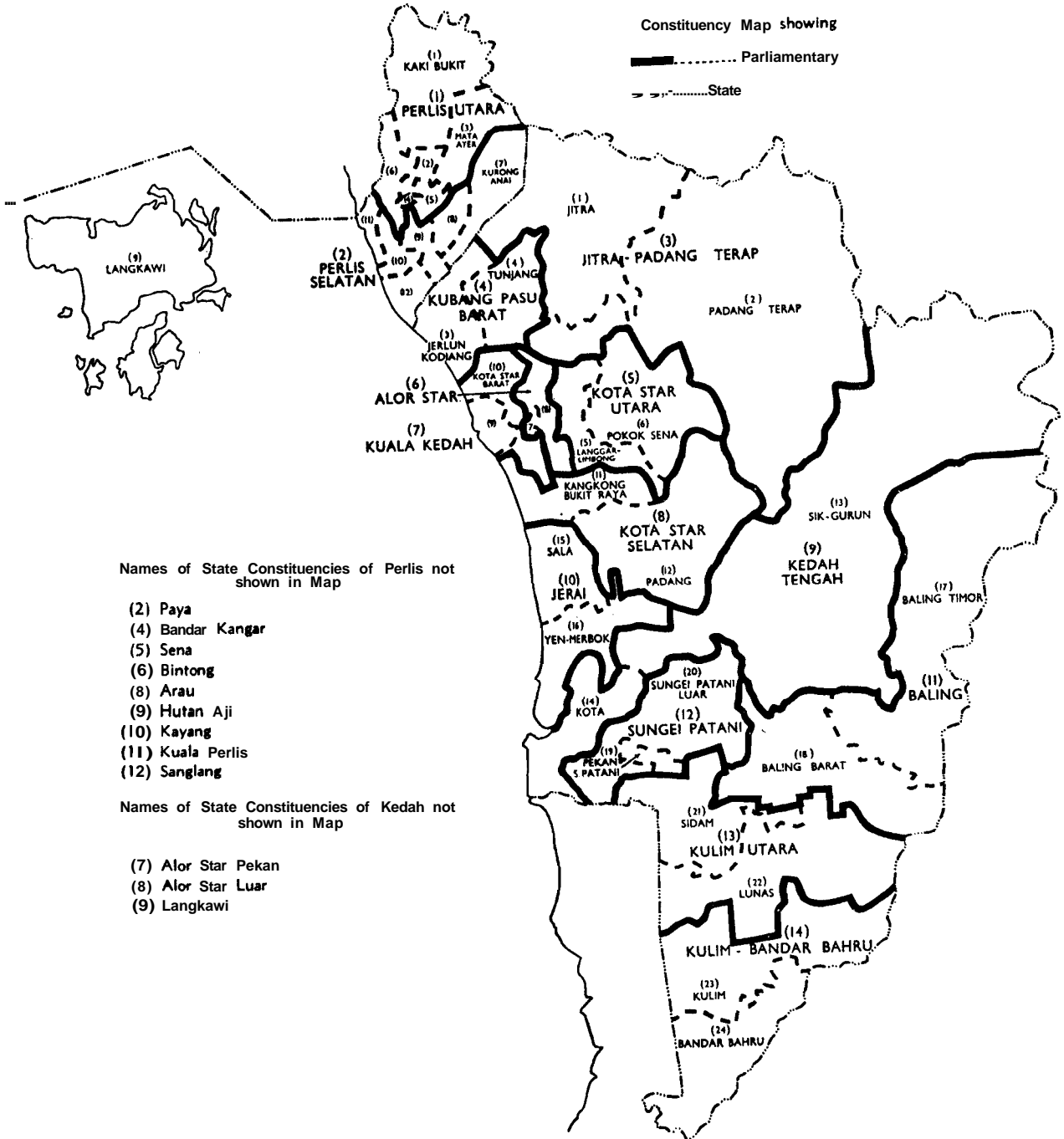
SENARAI PARTI² SIAHAH YANG BERTANDING DALAM PILEHANRAYA², 1969
LIST OF POLITICAL PARTIES CONTESTING THE 1969 ELECTIONS

							Panggilan Rengkas Short Abbreviation
1.	PERIKATAN	PER.
	<i>ALLIANCE</i>						ALL.
	Mengadongi—						
	Comprising—						
	(a) Pertubohan Kebangsaan Melayu Bersatu	..					UMNO
	<i>United Malays National Organisation</i>						
	(b) Persatuan China Sa-Malaya			M.C.A.
	<i>Malayan Chinese Association</i>						
	(c) Persatuan India Sa-Malaya			M.I.C.
	<i>Malayan Indian Congress</i>						
	(d) Party Bumiputera Sarawak		BUMIPUTERA
	(e) Sarawak.Chinese Association		S.C.A.
2.	PERSATUAN ISLAM SA-MALAYA				P.A.S.
	<i>PAN-MALAYAN ISLAMIC PARTY</i>						<i>P.M.J.P.</i>
3.	PARTY RA'AYAT	P.R.
4.	PARTI KEMAJUAN RA'AYAT		P.K.R.
	<i>PEOPLE'S PROGRESSIVE PARTY</i>						<i>P.P.P.</i>
5.	PARTI TINDAKAN DEMOKRATIK			..			P.T.D.
	<i>DEMOCRATIC ACTION PARTY</i>						<i>D.A.P.</i>
6.	GERAKAN RA'AYAT MALAYSIA			G.R.M.
7.	UNITED MALAYAN CHINESE ORGANISATION				..		U.M.C.O.
8.	SARAWAK UNITED PEOPLE'S PARTY				S.U.P.P.
9.	SARAWAK NATIONAL PARTY		S.N.A.P.
10.	PARTY PESAKA SARAWAK		PESAKA
11.	UNITED SABAH NATIONAL ORGANISATION				..		U.S.N.O.
12.	SABAH CHINESE ASSOCIATION		S.C.A.

KEDAH AND PERLIS

Constituency Map showing

 Parliamentary
 State



Names of State Constituencies of Perlis not shown in Map

- (2) Paya
- (4) Bandar Kangar
- (5) Sena
- (6) Bintong
- (8) Arau
- (9) Hutan Aji
- (10) Kayang
- (11) Kuala Perlis
- (12) Sanglang

Names of State Constituencies of Kedah not shown in Map

- (7) Alor Star Pekan
- (8) Alor Star Luar
- (9) Langkawi

KELANTAN

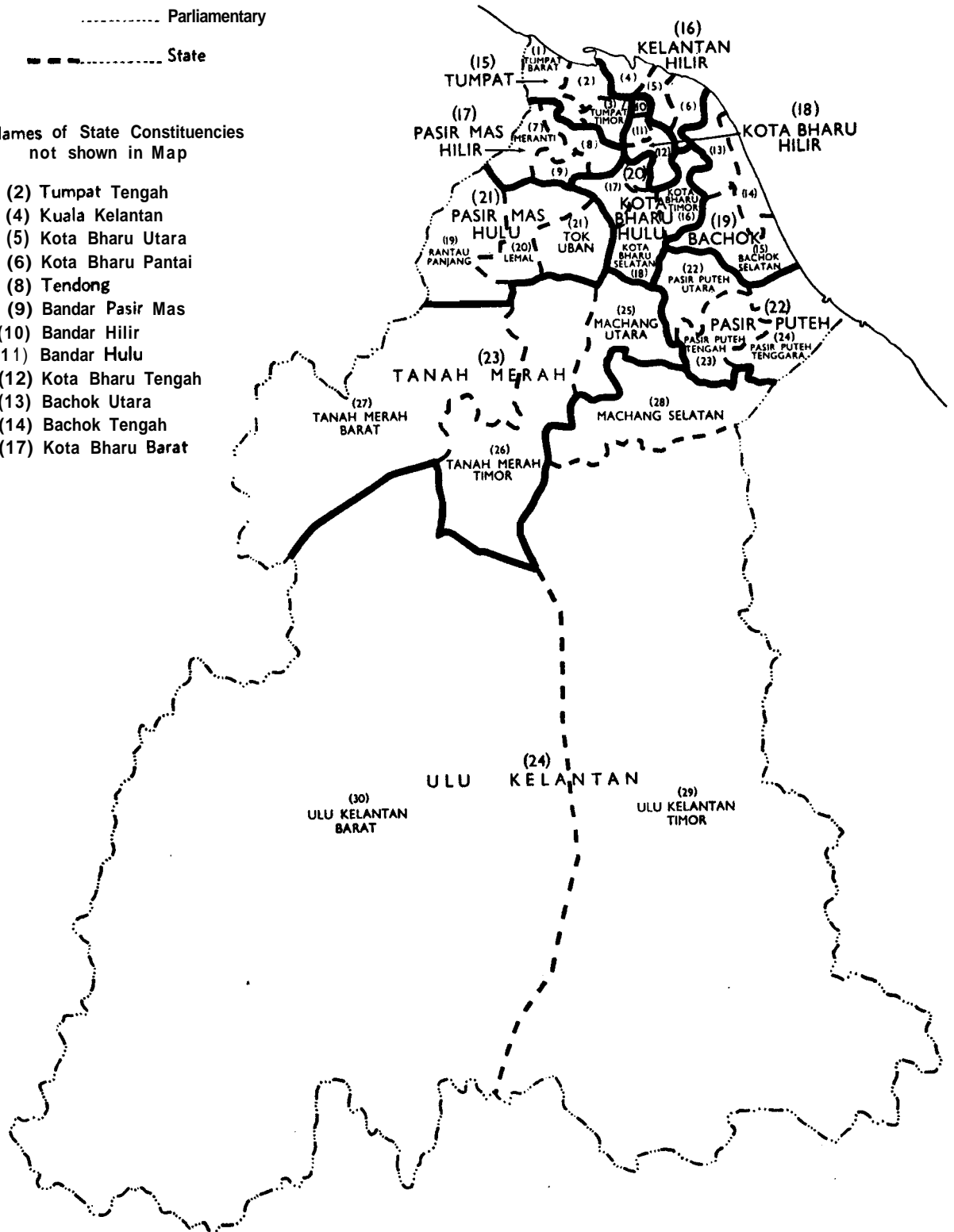
Constituency Map showing

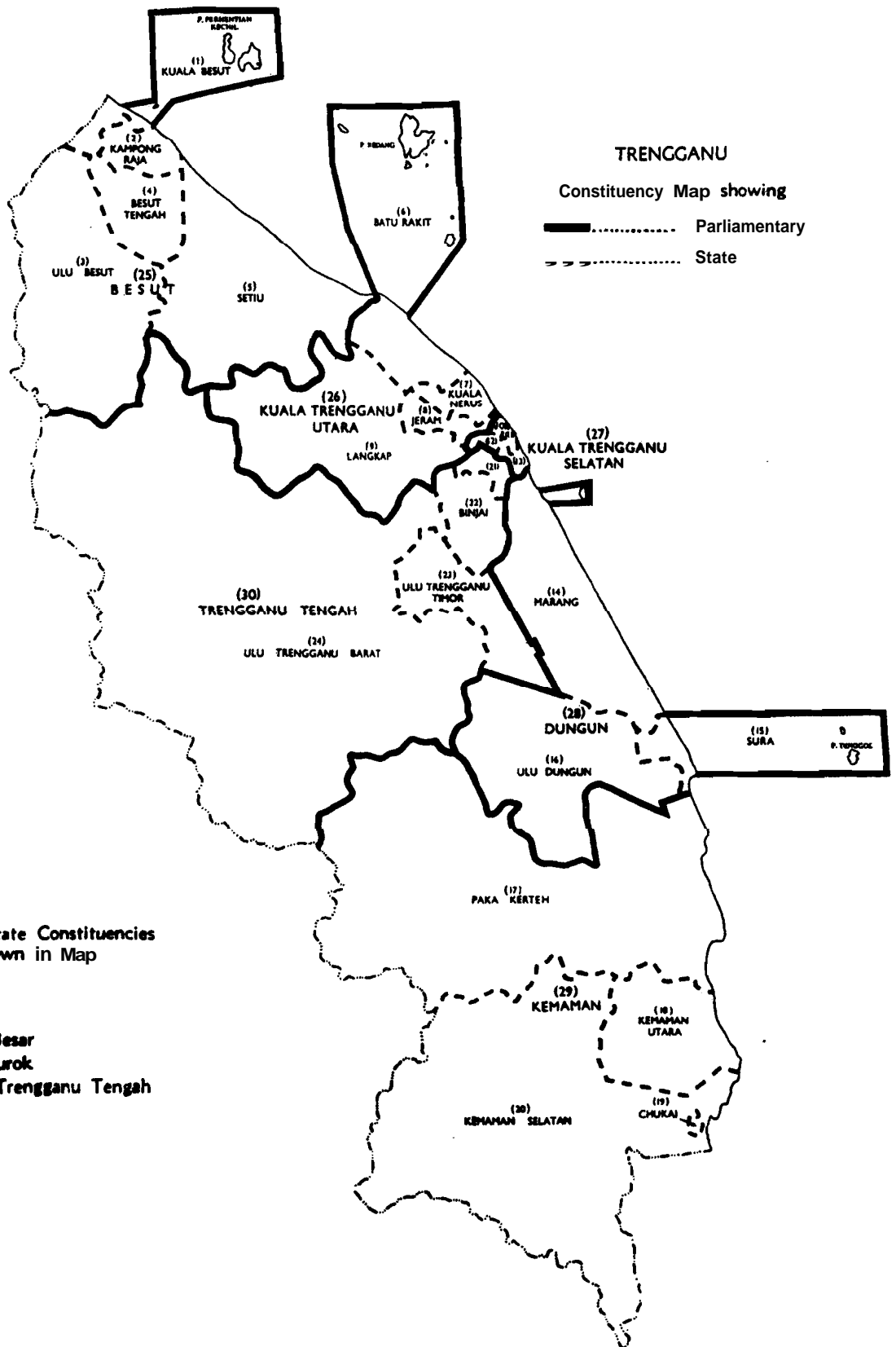
----- Parliamentary

----- State

Names of State Constituencies
not shown in Map

- (2) Tumpat Tengah
- (4) Kuala Kelantan
- (5) Kota Bharu Utara
- (6) Kota Bharu Pantai
- (8) Tendong
- (9) Bandar Pasir Mas
- (10) Bandar Hilir
- (11) Bandar Hulu
- (12) Kota Bharu Tengah
- (13) Bachok Utara
- (14) Bachok Tengah
- (17) Kota Bharu Barat





Names of State Constituencies
not shown in Map

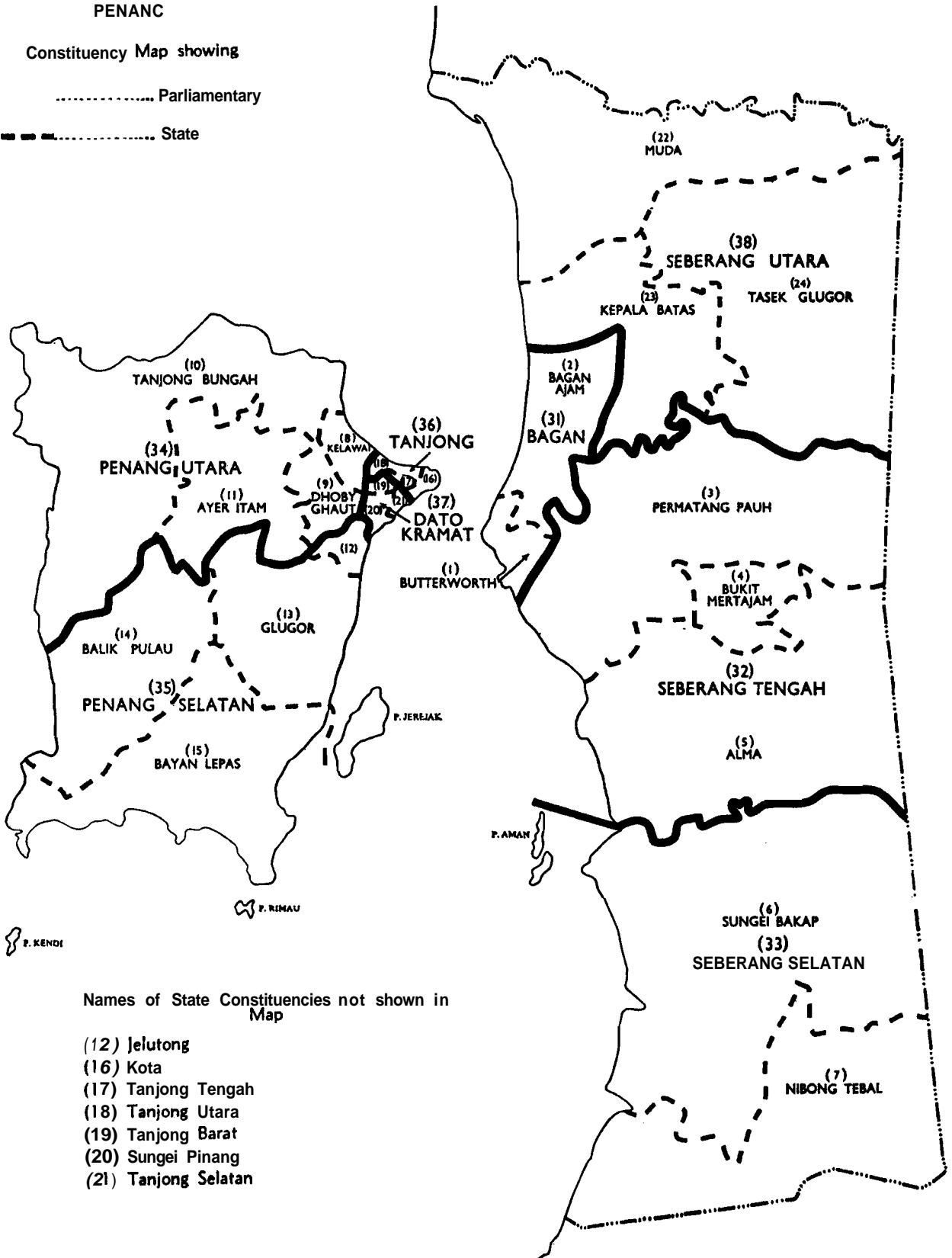
- (10) Bandar
- (11) Ladang
- (12) Bukit Besar
- (13) Batu Burok
- (21) Kuala Trengganu Tengah

PENANG

Constituency Map showing

..... Parliamentary

--- State



Names of State Constituencies not shown in Map

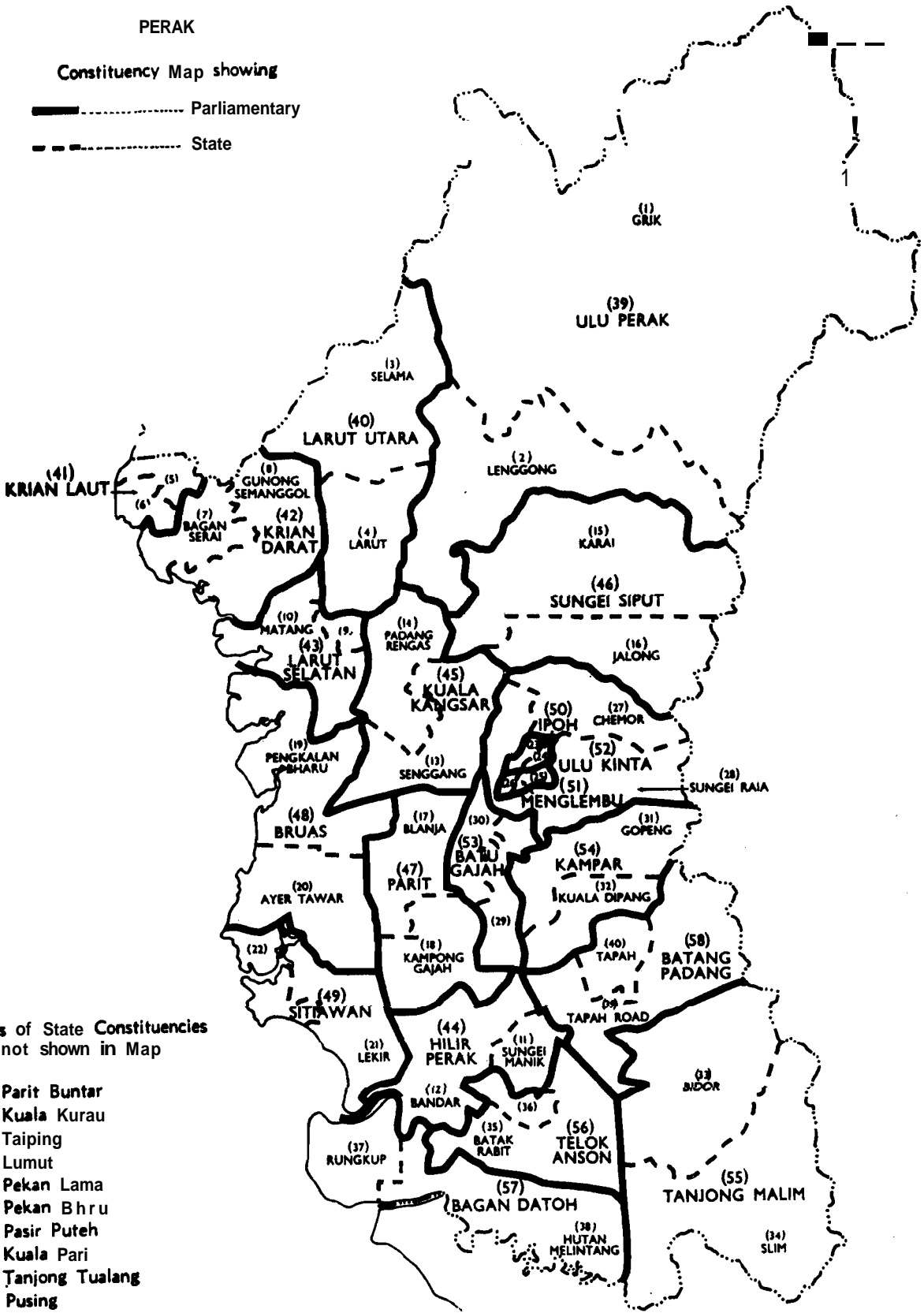
- (12) Jelutong
- (16) Kota
- (17) Tanjong Tengah
- (18) Tanjong Utara
- (19) Tanjong Barat
- (20) Sungei Pinang
- (21) Tanjong Selatan

PERAK

Constituency Map showing

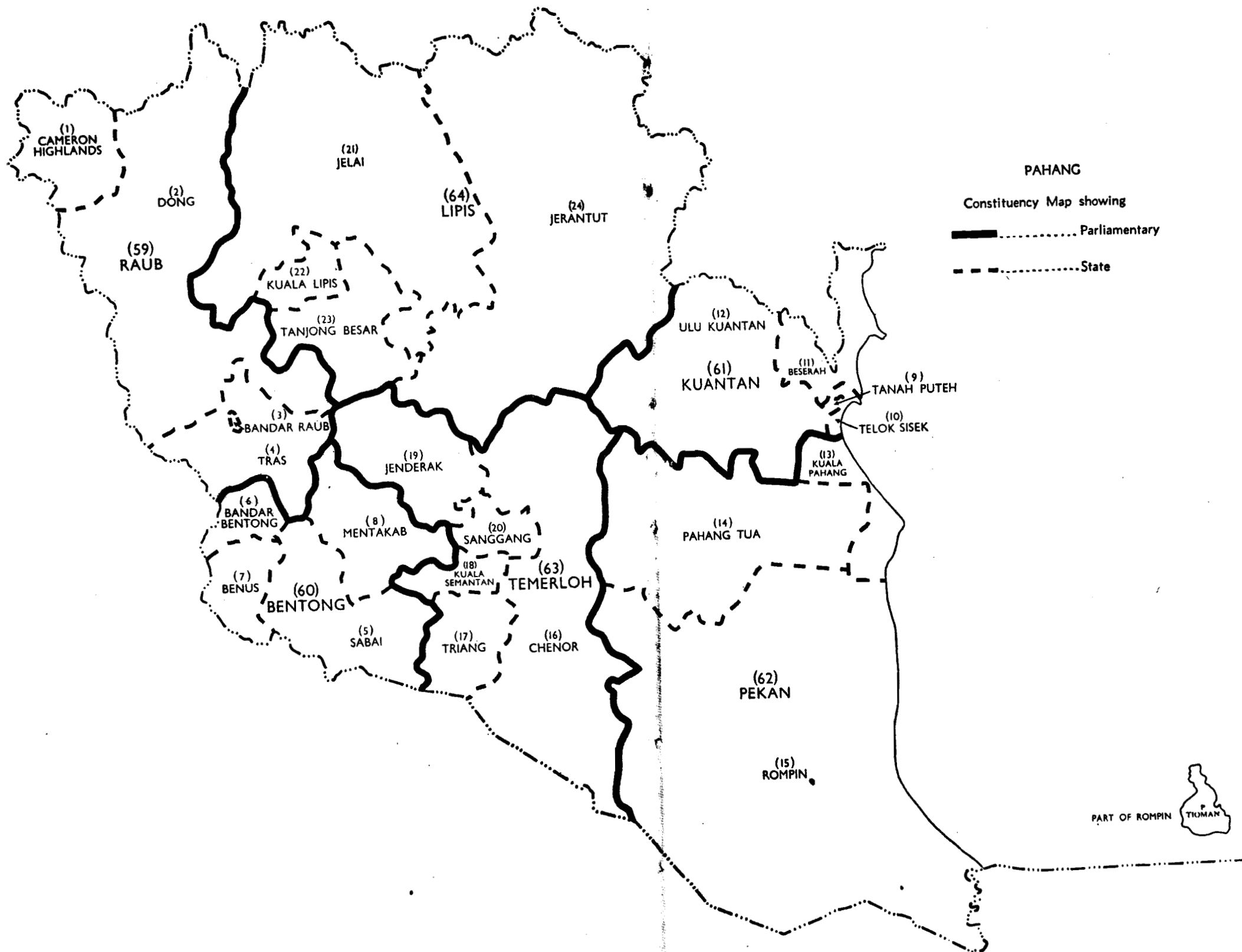
————— Parliamentary

- - - - - State



Names of State Constituencies not shown in Map

- (5) Parit Buntar
- (6) Kuala Kurau
- (9) Taiping
- (22) Lumut
- (23) Pekan Lama
- (24) Pekan Bhru
- (25) Pasir Puteh
- (26) Kuala Pari
- (29) Tanjong Tualang
- (30) Pusing
- (36) Pasir Bedamar

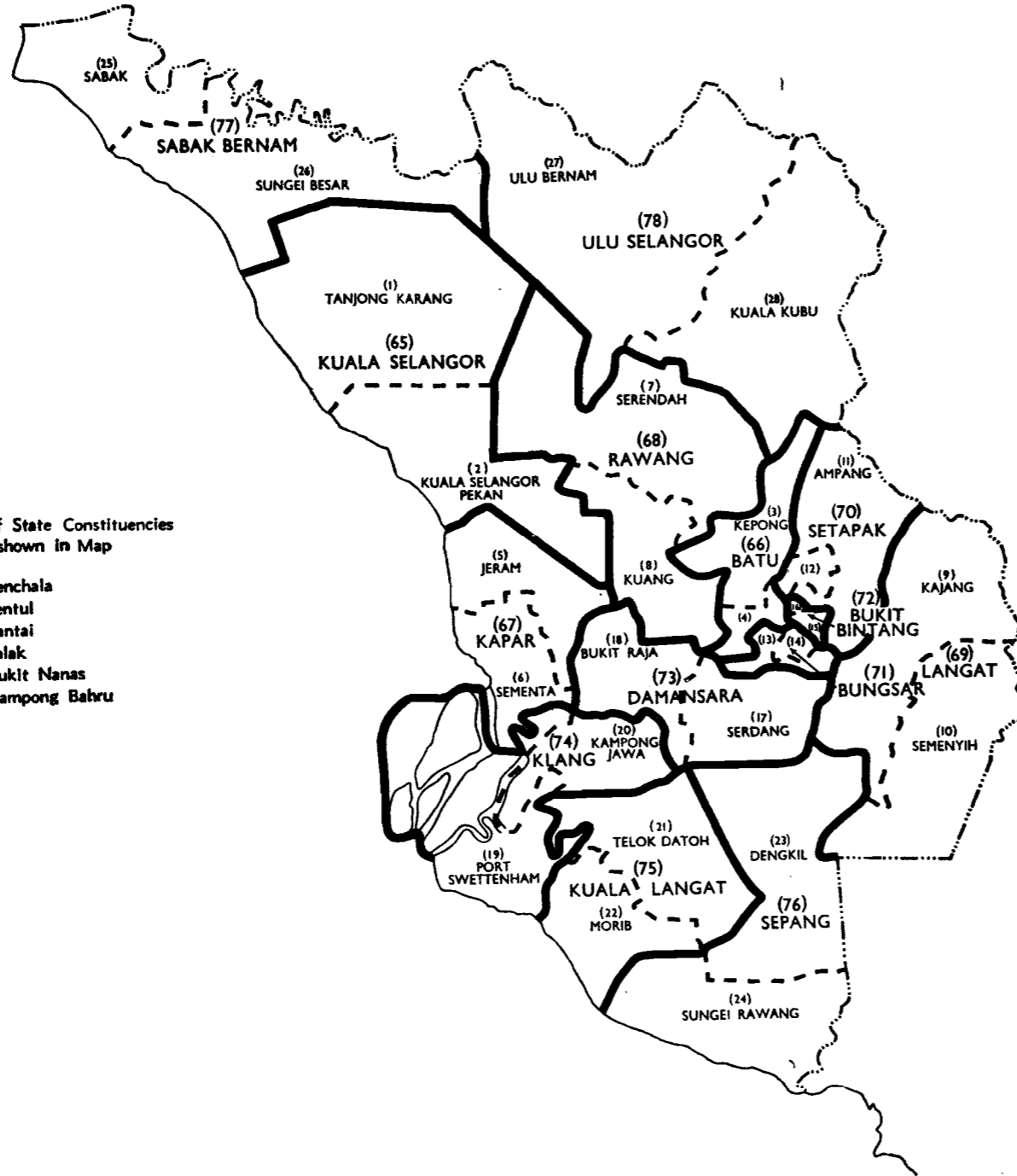


SELANGOR

Constituency Map showing

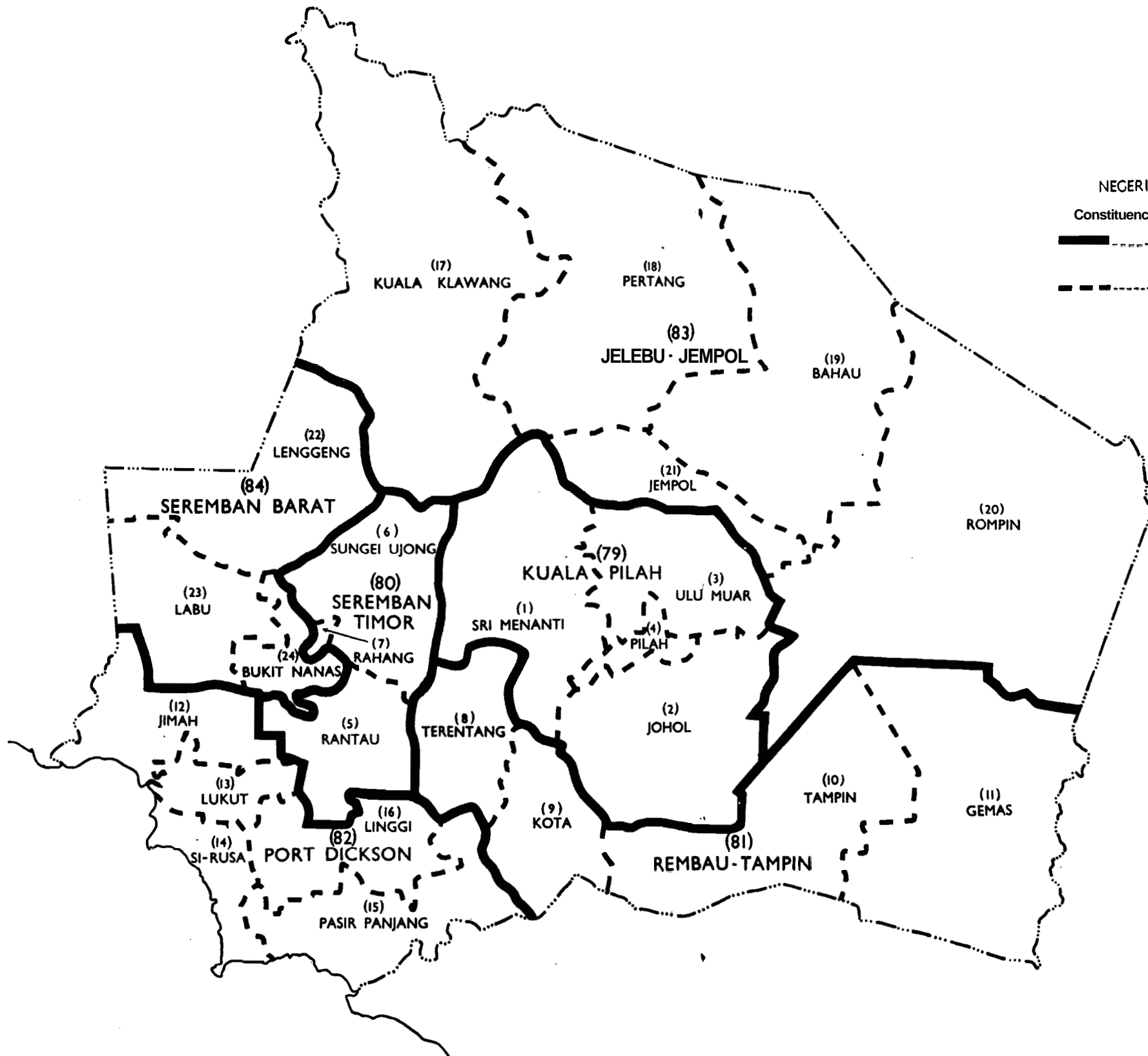
----- Parliamentary

----- State



Names of State Constituencies
not shown in Map

- (4) Penchala
- (12) Sentul
- (13) Pantai
- (14) Salak
- (15) Bukit Nanas
- (16) Kampong Bahru

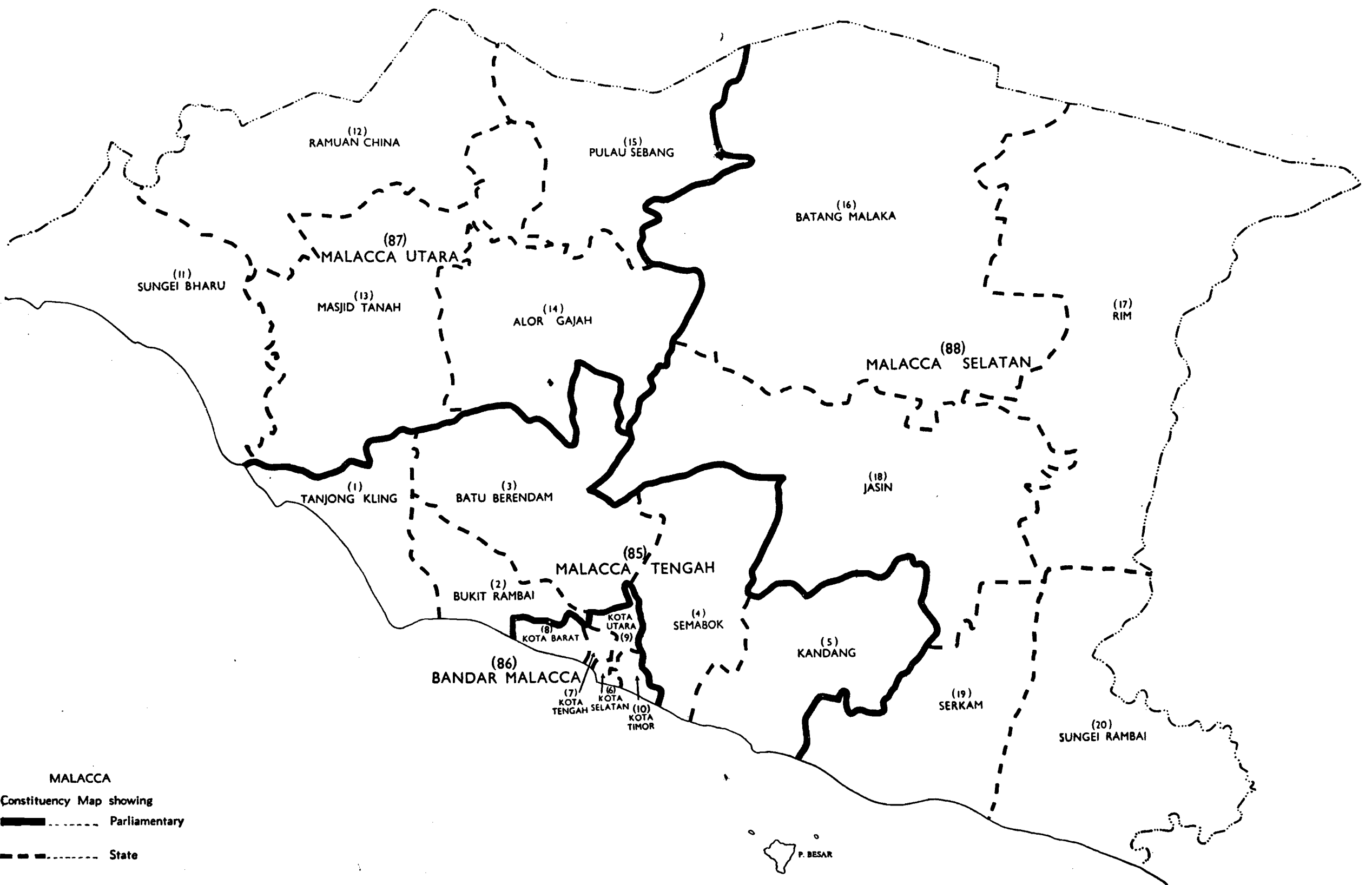


NEGERI SEMBILAN

Constituency Map showing

————— Parliamentary

----- State



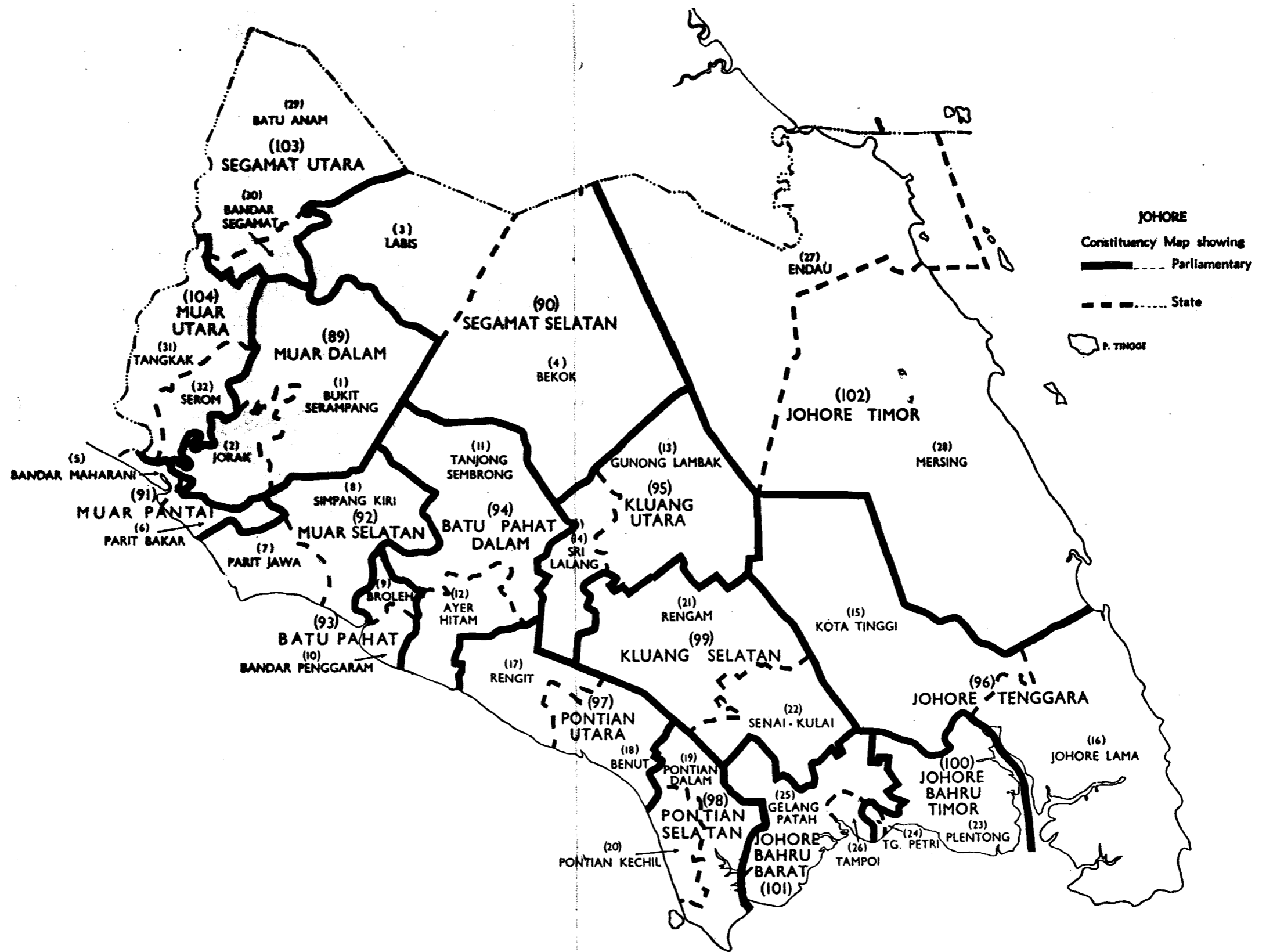
MALACCA

Constituency Map showing

————— Parliamentary

- - - - - State

P. BESAR



SABAH - PLAN OF PARLIAMENTARY & STATE CONSTITUENCIES

