

SUMMER
No. 15

All-Flash

REG. U. S. PAT. OFF.

10¢
IND.





THE PARLIAMENT BUILDING IN OTTAWA



THE PARLIAMENT BUILDING IN OTTAWA





Figure 1: A 3x2 grid of photographs showing various people in different settings, possibly related to a social or community event.



THESE ARE THE RESULTS OF THE INVESTIGATION INTO THE ALLEGED VIOLATIONS OF THE POLICE OFFICER'S DUTY.



Figure 1. The six panels of the figure show the results of the six different experiments. The first panel shows the results of the experiment with the blue and white colors. The second panel shows the results of the experiment with the blue and black colors. The third panel shows the results of the experiment with the blue and brown colors. The fourth panel shows the results of the experiment with the white and black colors. The fifth panel shows the results of the experiment with the white and brown colors. The sixth panel shows the results of the experiment with the black and brown colors.







Figure 1. A 3x2 grid of six photographs showing various scenes of people and objects, likely related to a community or social project.







Figure 1. Six panels showing the results of the experiment. The panels are arranged in a 3x2 grid. The top row shows the results of the experiment for the first two conditions. The middle row shows the results of the experiment for the next two conditions. The bottom row shows the results of the experiment for the last two conditions.

































THE
LIFE OF
THE
LORD

THE
LIFE OF
THE
LORD



THE
LIFE OF
THE
LORD

THE
LIFE OF
THE
LORD

THE
LIFE OF
THE
LORD

THE
LIFE OF
THE
LORD























Figure 1. The sequence of the dance or exercise routine.









THESE ARE THE RESULTS OF THE TESTS. THE RESULTS ARE AS FOLLOWS:



Figure 1. A series of six photographs showing a person with long, light-colored hair, possibly a wig, wearing a dark, patterned garment. The person is looking down, and their face is partially obscured by shadows and the hair.









FAIR

The following table shows the results of the regression analysis for the dependent variable "Perceived Organizational Support" (POS). The independent variables are "Organizational Commitment" (OC) and "Organizational Identification" (OI). The table includes the regression coefficients, standard errors, t-statistics, and p-values for each variable.




Variable	Regression Coefficient	Standard Error	t-Statistic	p-Value
Organizational Commitment (OC)	0.35	0.08	4.38	0.000
Organizational Identification (OI)	0.28	0.07	3.96	0.000
Constant	1.12	0.15	7.47	0.000
Adjusted R-squared	0.42			





Captain **TOOTSIE** AND THE BUMBERSHOOT JUMP!

BY ROD REED AND C. C. BECK



ZOWIE!

IMAGINE GETTING AS MUCH ENERGY from a Chewy, Chocolatey TOOTSIE ROLL AS YOU USE TO RIDE A BICYCLE 3 MILES!

Chewy, chocolatey TOOTSIE ROLLS, made with milk, enriched with dextrose, are real energy food. Get Tootsie Rolls! See how they help you win. 5c and 1c.



and Still Only 1¢

Remember, there's another fine Tootsie product: TOOTSIE V-M—the new vitamin-mineral fortifier that makes milk taste like Tootsie Rolls! Ask grocers for it