

SCHOOL: CHILD IMMUNIZATIONS

GCHD and Pomeroy Medical Clinic provide childhood vaccinations. The Health District works closely with Pomeroy School District to ensure children are vaccinated as required by state law. In 2016 there were 376 preschool-12th grade students. Fifteen students were exempted from vaccinations by parent choice. Students vaccinated- 94% (94.4% in 2015), exempted- 4% (4.5% in 2015), and non-compliant 2% (1.1% in 2015).

In 2016 there was a nationwide mumps outbreak though no cases in Garfield County. In the event of mumps occurring locally, students that had not had the MMR vaccine would be required to stay home from school or could choose to become vaccinated. Exclusion from school would last throughout the infectious period.

Vaccines given by GCHD and Medical Clinic	2014	2015	2016
DTaP	33	14	29
Hep A	21	25	19
Hep B	5	4	21
Hib	6	4	13
HPV	31	38	25
IPV	14	8	28
MCV	20	32	31
MMR	28	6	22
PCV	13	9	10
Tdap	22	19	17
Varicella	28	4	26
Influenza	52	61	24
Total	273	224	265

WOMEN, INFANT, CHILDREN (WIC)

GCHD provides health screenings, nutrition education and counseling, breastfeeding promotion, and referrals to health and social services are provided to low-income women, infants, and children through the WIC program. GCHD WIC staff participated in "The Big Latch On" with Asotin County Health District in Asotin on August 5, 2016 to celebrate World Breastfeeding Week.

PARTICIPANTS	2014	2015	2016
Pregnant women	17	20	16
Breastfeeding women	9	7	7
Postpartum women	5	2	3
Total women	31	29	26
Total Infants	29	25	30
Total Children	54	39	46

ASSESSMENT

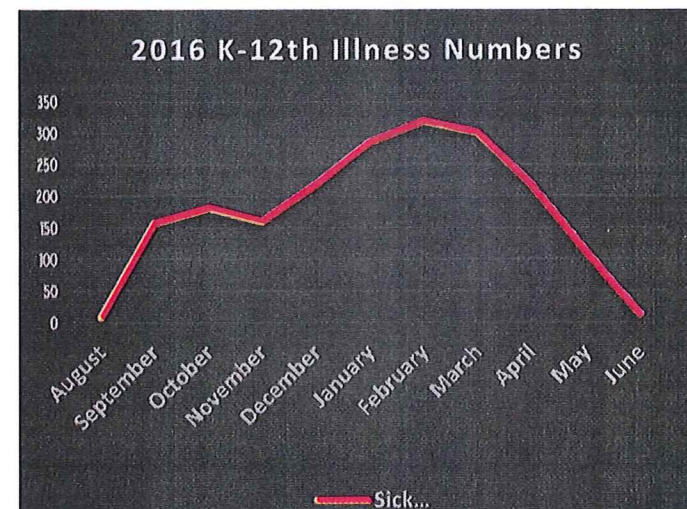
Data is routinely obtained and used for program improvements. School illness, immunizations, and child obesity information for program development and activities has enhanced the Health District's programs.

"The Child Obesity in Garfield County" project, started in 2007, tracks heights and weights for grades K-10th grades. This data is used for various healthy lifestyle projects within the school and community.

SCHOOL: ILLNESS NUMBERS

GCHD tracks school illness numbers throughout the year with winter influenza activity as the main focus.

2015-2016	K-6th	7-12th
August	1	7
September	68	89
October	77	104
November	62	98
December	130	89
January	177	108
February	206	113
March	155	146
April	114	105
May 16	102	110
June	7	6



ENVIRONMENTAL HEALTH

Garfield County Health District's contract with Walla Walla Health Department for environmental health services ended January, 2017. GCHD is fortunate to have Whitman County Health Department provide services until a long term solution is available.

Food establishment permits were up due to new ownership of existing businesses and convenience stores. Septic system permits increased by 2/3 mostly due to replacements and repairs.

Temporary food event permits were down in 2016 but there was an increase in food handler cards in the county.

FOOD SERVICE

	2015	2016
Food establishment permits	15	19
Routine food inspections	28	19
New pre-opening inspections	1	1
Temporary food event permit	20	17
Temporary food establishment permits/inspections	16	17
Food Handler cards online/office	61/14	74/16

ON SITE SEWAGE

Septic system permits (new or replacement)	3	9
Pumper permits	2	2
Installer permits	1	3
Site inspections	3	9

SOLID WASTE


Solid waste facility permit	1	1
Nuisance complaints	0	1

WATER RECREATION

Routine swimming pool inspections and permit	1	1
--	---	---

SMOKING COMPLIANCE

Establishment complaints	3	0
--------------------------	---	---

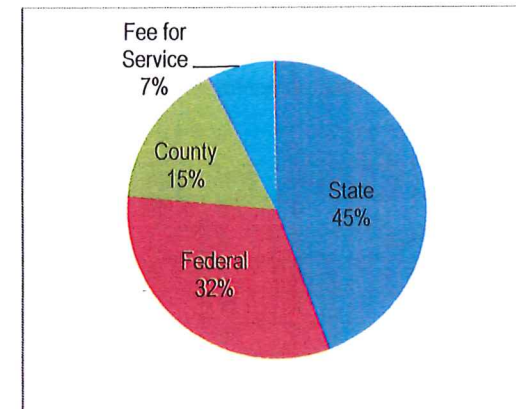


GARFIELD COUNTY HEALTH DISTRICT PROGRAMS

- Administration
- Adult Health
- Assessment
- Child Immunizations
- Children with Special Health Care Needs
- Emergency Preparedness
- Environmental Health
- Maternal Child Health
- Notifiable Conditions
- Obesity/Chronic Disease
- School
- Tobacco Prevention and Control
- Vital Statistics
- Women, Infant, Children (WIC)

2016 REVENUE BY FUND SOURCE

State	\$93,704	45%
Federal	\$68,040	32%
County	\$32,500	16%
Fee for Service - Title 18/19	\$378	0%
Fee for Service	\$15,206	7%
Private Foundations	\$600	0%
	\$210,428	100%



MISSION

We are committed to professional, caring services that motivate individuals to a higher level of physical, mental, and environmental health awareness and responsibility. Garfield County Health District (GCHD) offers services available through programs that impact individual and community health status with the direction of the Garfield County Health Officer, Dr. Timothy Moody. As public health our focus is:

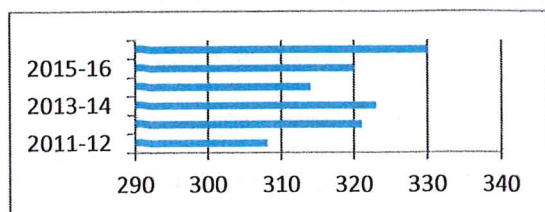
- Monitor the health status of residents to identify community health trends
- Mobilize community partners to identify and solve health problems
- Develop policies and plans that support individual and community health efforts
- Link people to needed personal health and medical services
- Assure a competent public health work force
- Plan and prepare for response to community emergencies
- Evaluate, assess, reassess methods to bring them into line with best practices
- Identify and investigate health issues and hazards in the community
- Inform, educate, and empower people about health issues and trends

DEMOGRAPHICS

Garfield County, populated at 2247 in 2016, is the least populated in the state and geographically one of the smallest counties. The chart below compares county and state data.

	Garfield County	Washington State
Age: Under 5 yrs old (2015)	4.5%	6.2%
Under 18 yrs old (2015)	19.8%	22.5%
Over 65 yrs old (2015)	25.1%	14.4%
Workforce Age: Over 18 and under 65 yrs old	55.1%	63.1%
Education: 25 yr. old HS graduate or higher (2011-15)	95.6%	90.4%
25 yr. old Bachelors degree or higher (2011-15)	24.5%	32.9%
Disabled under 65 yrs old (2011-15)	15.4%	8.9%
Persons in poverty (2011-15)	15.2%	12.2%

2016-17 Pomeroy School District enrollment included 330 kindergarten-12th grade students. The school district also provides preschool classes for an additional 46 children.



NOTIFIABLE CONDITIONS

In Washington State, health care providers, health care facilities, laboratories, veterinarians, food service establishments, child day care facilities, and schools are legally required to notify public health authorities at their local health jurisdiction of suspected or confirmed cases of selected diseases or conditions. These are referred to as notifiable conditions.

Garfield County Health District investigated 32 cases in 2016, compared to 24 cases in 2015. Since treatment for Hepatitis C has become more common, additional lab reports are received as the condition is monitored by the physician during treatment. GCHD received 17 Hepatitis C lab reports in 2016 compared to 9 in 2015.

INVESTIGATIONS

	2015	2016
Animal Bites	0	4
Botulism	0	0
Campylobacter	1	1
Chlamydia	4	2
EColi	1	1
Gonorrhea	0	1
Hepatitis A	2	2
Hepatitis B	1	2
Hepatitis C	8	17
Influenza B	2	2
Rabies-Bat	0	0
Salmonella	1	0
Syphilis	0	1
Tuberculosis	4	1

GET TESTED, SEEK TREATMENT
HEPATITIS
A,B,C,D,E A,E,C,D,E A,B,C,D,E



Normally mumps is not very common in the United States but that wasn't the case in 2016. In 2016, there were 5,311 cases reported to CDC compared to 229 in 2012. Nine counties in Washington State received 155 confirmed and probable reports of mumps and a total of 155 confirmed and probable cases were reported in 2016. Garfield County did not have any mumps cases.

Influenza activity didn't start to peak in Garfield County until the end of 2016 and early 2017 found absenteeism in the school district as high as 33% intermittently for over 2 months.

GCHD provided ongoing education for the school, medical providers, childcare, and hospital on mumps and influenza.



Public Health
Prevent. Promote. Protect.

Garfield County Health District

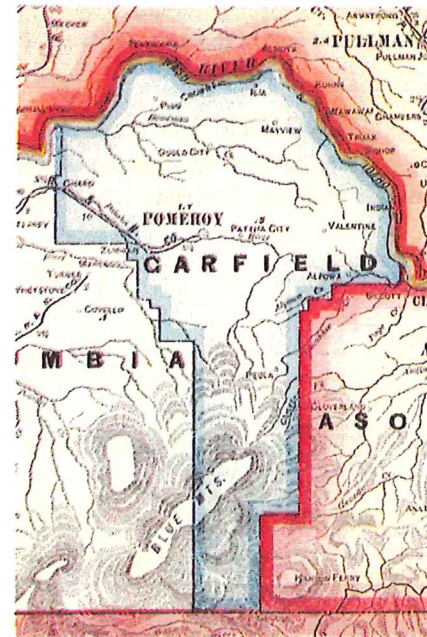
THE BOARD OF HEALTH

Justin Dixon, Chair
Robert Johnson
Wynne McCabe
Patty Blachly
Alberta Wolf

HEALTH OFFICER

Dr. Timothy Moody

GARFIELD COUNTY HEALTH DISTRICT 2016 ANNUAL REPORT



Caring For Our Community

Garfield County Health District

121 South 10th Street - PO Box 130

Pomeroy, Washington 99347

509-843-3412

FAX 509-843-1935