

FI♥AR

FOLD&LEARN™



Memorial Day

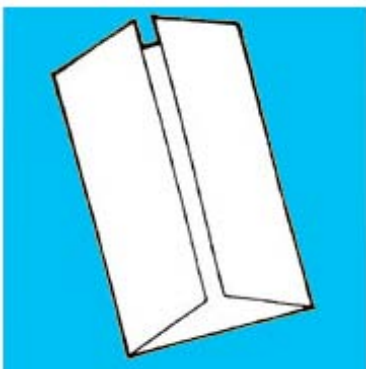
last Monday in May

**five in a row** holiday

# Five in a Row Fold-and-Learn© Memorial Day 2007



## TO ASSEMBLE YOUR FOLD-AND-LEARN PRODUCT




There is no right or wrong way to assemble your fold and learn product...let creativity be your guide. We like to start with two shutter-folded file folders and glue the outer flaps together. This is but one way to put it all together. Use whatever method you like and that works for you. Let your children have fun trying new ways to put it all together.

Make lift the flap books or other smaller books to place inside your folders. Make a pocket using staples or brads or a dab of glue or use an envelope to hold items inside. Have fun and enjoy!

# Memorial Day

# Day



Memorial Day is a patriotic holiday in the United States of America, usually celebrated on the last Monday in May.

It is a celebration of remembrance for the brave service of men and women who gave their lives for their country. Originally, Memorial Day honored those who had died in the Civil War. Now, it honors those who died in the Spanish-American War, World War I, World War II, the Korean War, Vietnam and Desert Storm.

Memorial Day was declared a federal holiday in 1971. We now, designate this day to remember loved ones who have passed on, as well as remembering our service men and women. Flowers and flags are placed on graves in remembrance of them. Parades and dedications of memorials usually are part of the day's activities. Boy Scouts, Girl Scouts, local marching bands, members of the armed service, fire departments, police departments, and fraternal orders often march in parades and attend ceremonies to commemorate the day.

Waterloo, N.Y. is considered the birthplace of this holiday because the people of Waterloo were the first people to proclaim a day on May 5, 1866 to honor the soldiers who died in the Civil War. They closed their businesses and placed flowers and flags on the graves of their soldiers. Flags were flown at half-mast.

Major General John A. Logan declared May 30, 1868 as a special day for honoring Union soldiers killed in battle. He was Commander in Chief of an organization of Union Civil War Veterans called the Grand Army of the Republic. They took charge of Memorial Day celebrations in the Northern States. The American Legion took over these duties after World War I.


# REMEMBER



Collect the names of any friends or family members who have served in any of the military branches during wartime and write them on the stars on the following page.

Write their name, military rank and branch of service. *For example: Captain Doug Smith, Air Force.*


When you're finished, glue your stars to your fold and learn project. If you don't have any friends or family members who have served in the military, choose a few famous military men to include. *For example: General George Washington, US Army.*



*Your silent tents of green  
We deck with fragrant flowers;  
Yours has the suffering been,  
The memory shall be ours.*

*Henry Wadsworth Longfellow  
from the poem, Decoration Day*

In the United States, Memorial Day is on the last Monday in May and honors Americans who gave their lives for their country in wars.



## The Congressional Medal of Honor

The Medal of Honor is the highest military decoration awarded by the United States. It is often colloquially referred to as the Congressional Medal of Honor because the President presents the award "in the name of the Congress. It is bestowed on a member of the United States armed forces who distinguishes himself or herself "...conspicuously by gallantry and intrepidity at the risk of his life above and beyond the call of duty while engaged in an action against an enemy of the United States..."

Members of all branches of the U.S. military are eligible to receive the medal, and each service has a unique design with the exception of the Marine Corps and Coast Guard, which both use the Navy's medal. The Medal of Honor is often presented personally to the recipient or, in the case of posthumous awards, to survivors, by the President of the United States. Due to its high status, the medal has special protection under U.S. law.




## The Purple Heart



The PURPLE HEART is awarded to members of the armed forces of the U.S. who are wounded by an instrument of war in the hands of the enemy.




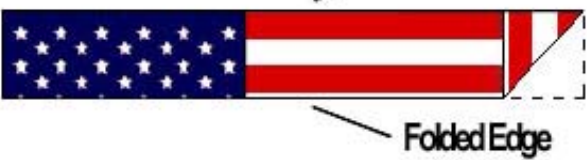



The Purple Heart award is also given to the next of kin in the name of those who are killed in action or die of wounds received in action. It is specifically a combat decoration.

The Purple Heart award was created by George Washington during the Revolutionary War in an effort to recognize soldiers for their acts of bravery.




The Veterans History Project of the American Folklife Center of the Library of Congress was commissioned to capture as many veterans' stories as possible and to make them part of the country's permanent archives. The collection includes audio and video recordings, as well as letters, diaries, maps, and photos. A Project Kit is available to anyone who wants to interview veterans for the project. Visit the following link for more information: [www.loc.gov/vets//kit.html](http://www.loc.gov/vets//kit.html)

# How to Fold a Flag

Start		
Step 1		<p>Fold the lower striped section of the flag over the blue field.</p>
Step 2		<p>Folded edge is then folded over to meet the open edge.</p>
Step 3		<p>A triangular fold is then started by bringing the striped corner of the folded edge to the open edge.</p>
Step 4		<p>Outer point is then turned inward parallel with the open edge to form a second triangle.</p>
Step 5		<p>Triangular folding is continued until the entire length of the flag is folded in the triangular shape with only the blue field visible.</p>
Completed		

A **hero** is someone who is distinguished for his or her courage or ability. They are admired for brave deeds and noble qualities. They may have performed heroic acts. They may also be someone who is a model or an ideal.

Do you know any heroes? Can you think of some words to describe a hero? [ex. brave, loyal, kind] Use the space below to draw or paste a picture of one of your heroes and write three words to describe their heroism. Place your finished work in your fold and learn project.



My hero is...





Following are addresses for the Department of Veterans Affairs hospitals that treat wounded service members. Any mail sent to these hospitals will be distributed among soldiers being treated.

Walter Reed Army Medical Center c/o American Red Cross  
6900 Georgia Ave. NW, Washington, D.C. 20307.


*Write: "For Any Servicemember" on the bottom of the envelope*

Brooke Army Medical Center c/o Maj. Cradier  
3851 Roger Brooke Dr., Ft. Sam, Houston, TX 78234.

*Write: "For Any Servicemember" on the bottom of the envelope.*

Landstuhl Regional Medical Center c/o Chaplain's Office CMR 402  
APO AE 09180

[This address is in Germany - senders should use *domestic priority mail.*]

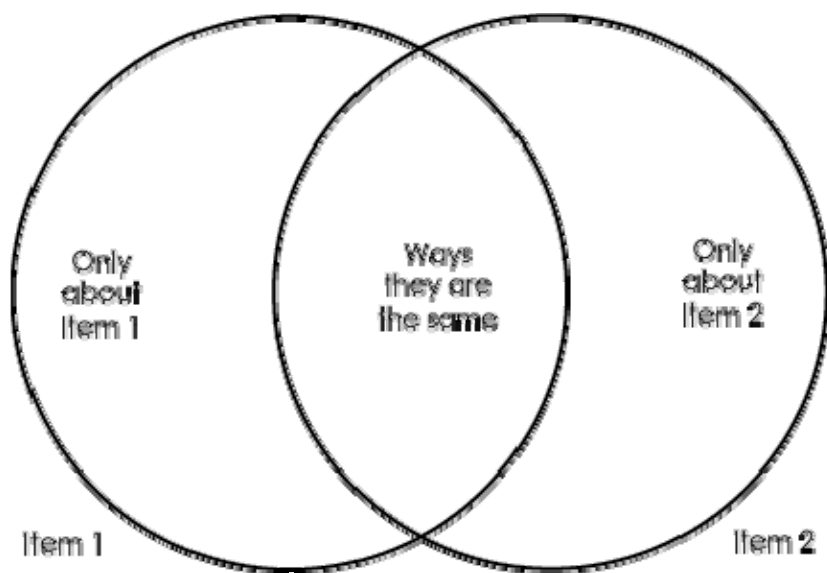


Cut the flag above out and use it for practice as you learn to fold!

Included in your Memorial Day fold and Learn© project is a fun activity for Mother's and Father's Days introducing the Venn Diagram as a research tool. Instead of circles, these Venn Diagrams are heart shaped, but they work the same.

The illustration and instructions below are for any kind of Venn Diagram. Children as young as age four or five can enjoy completing this task with Mom and Dad, even if they are still learning to write. Pictures or stickers can also be used to illustrate facts about each item.

You may wish to list physical characteristics, food preferences, favorite TV shows or activities, etc. There is no right or wrong way to do this...just have fun learning and exploring all the ways you and your child are alike and different.



### My Venn Diagram

The Venn Diagram is an organizational tool made of two overlapping circles for charting similarities and differences between characters, stories or other elements.

#### Directions:

1. Read or think about two different topics or items.
2. Write the characteristics of Item 1 in the first space on the left.
3. Write the characteristics of Item 2 in the last space on the right.
4. Write the characteristics that both items have in common in the space in the center.
5. Analyze the data you have entered.
6. If you'd like, circle the items you find in common.

**MOM**

**US**

**ME**

**Dad**

**Us**

**Me**

Please do not redistribute or otherwise share the contents of this file. To do so is to violate copyright laws and the terms of your download agreement.  
Thank you.

Copyright 2007. Five in a Row.©