




Very Last First Time



by Ian Andrews



Can you find Ungava Bay on the map and circle it?



Inuit Culture

What is the name of the culture of people below? _____

What is one form of transportation they use? _____

What is one thing that they like to eat? _____

What to they wear to keep warm? _____

What is the average temperature in January? _____



Vocabulary and Drama

dragging



Shoveling




heaving




1. Print the following pages on to cardstock.
2. Cut out the outer edges of solid lines of library pocket
3. Fold on the dotted lines
4. Fold the bottom up and the tabs glue on the back
5. Glue onto a bigger piece of carstock or use by itself.


peering




fearfully
peering



grinning



prying



scrapping




Singing




humming



Scrambling




stumbling



groping




skipping


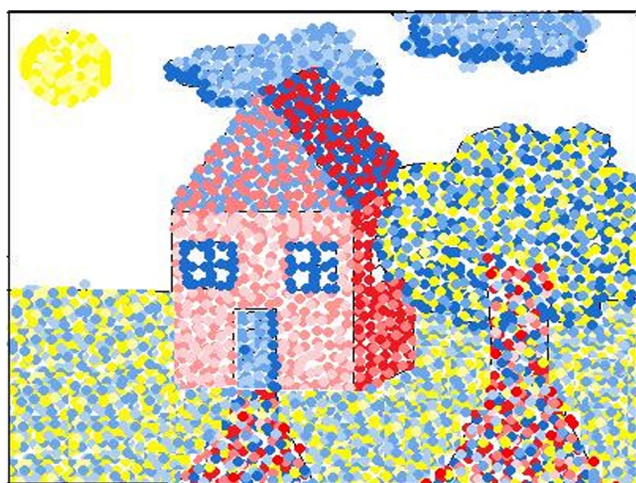


Squeezing





Pointillism is an artistic style of painting that uses tiny dots of paint to make a picture



Gather your paints and have some fun painting with this artistic style. A fun way to do this is to use the eraser on the end of a pencil. Have fun! The next 2 pages have pictures you can use or draw one of your own and then paint it.





SEVENTH

FIRST

FIFTH

SECOND

TENTH

FOURTH

TWELFTH

EIGHTH

THIRD





SIXTH

NINTH

ELEVENTH

Ordinal Numbers name the order in which objects appear in a series. >>>>>> Print this paper out and cut up the ordinal numbers into strips and arrange them in the order they should go. If you want you can glue them on a separate page or store them in an envelope to use again sometime.

Write the ordinal numbers in the correct order



10th

1st

5th

3rd

12th

7th

2nd

6th

8th

4th

9th

11th

• **Calm Down**

• **Don't Panic**

• **Be Quiet**


• **Think Carefully**


• **What Am I Supposed To Do?**

*Cut out each safety card and punch a hole on the left hand side where the circle is


*Place the cards in the order they go in and use a paper fastener to hold them together

*Place in your lapbook or notebook





Tides: the alternate rise and fall of the surface of oceans, seas, and the bays, rivers, etc., connected with them, caused by the attraction of the moon and sun.



Biomes: are large geographic areas having a similar climate including the plants and animals that live there.



Echo: is the repeating of a sound produced by the reflection of sounds waves from a surface.



Ocean Life: living things in the ocean such as mussel shells, small shrimps, crabs, shellfish and seafood and so much more.



Sea Salt: salt produced by the evaporation of seawater

©2009 Five in a Row Publishing

This is a single license download. Please do not copy or redistribute the contents of this file. To do so is to violate the terms of your download agreement. Thank you.