



## Cranberry Thanksgiving

by Wende and Harry Devlin

**five in a row** volume 1

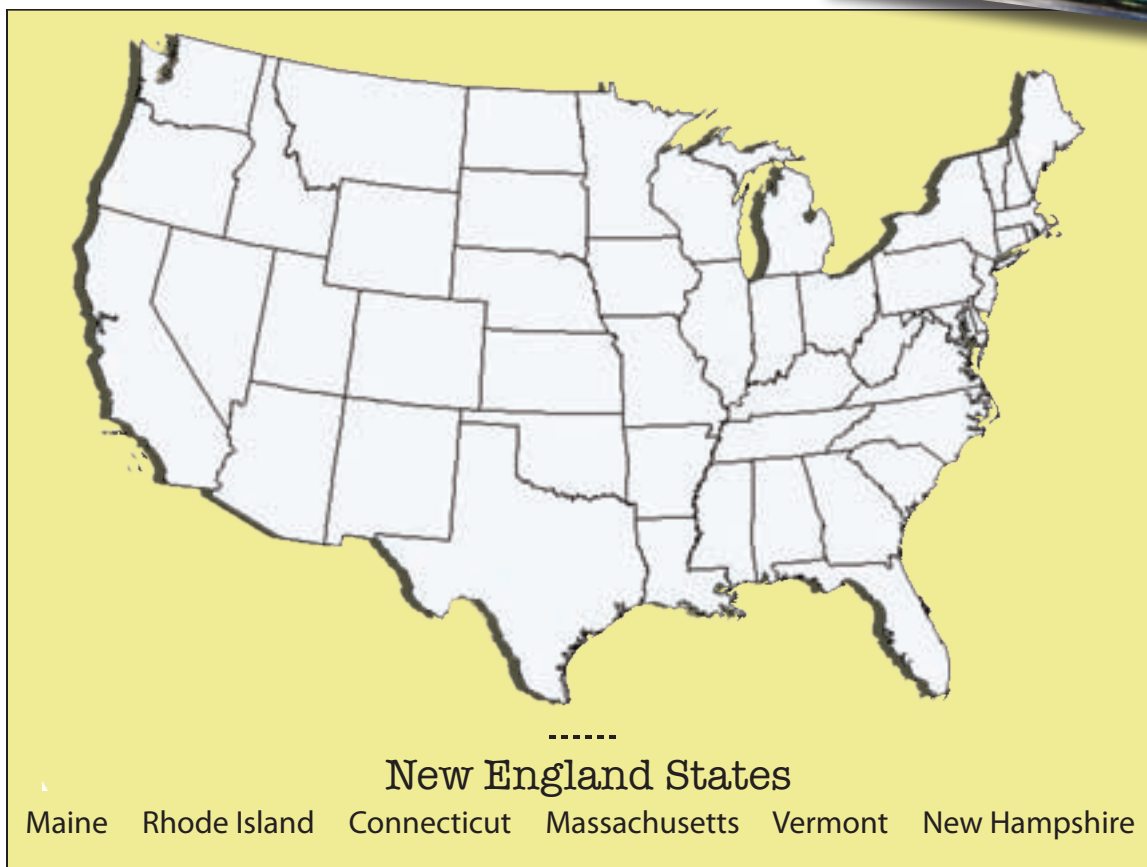


# CRANBERRY THANKSGIVING

by Wende and Harry Devlin





Things you might find in New England: Colonial historic sites, maple tree tapping, and rural towns. If you are fortunate enough to travel to the area in the fall you might see the leaves change into beautiful shades of red, yellow and orange. Can you think of anything else you might find in New England?



A large rectangular area with a red dotted border, divided by a vertical dashed line down the center. It contains seven horizontal lines for writing, providing space for a student to list their Thanksgiving traditions.


What are some of your family's Thanksgiving traditions? Use this sheet to list some of your favorite traditions and add it to your Fold and Learn.





Here is a cover to use to make a little book about your grandparent. Cut paper the size of the cover, fold in half and staple together at the spine. Be sure to draw a picture of your grandparent in the box on the cover.

# My Grandparent



Grandparents are a delightful blend of laughter, caring deeds, wonderful stories and Love.



A large illustration of a clipboard with a silver clip at the top. The clipboard has a white sheet of paper with the title "Cranberry Facts & Uses" written in a simple font. Below the title is a checklist with six items, each consisting of a square box with a checkmark inside, followed by a horizontal line for writing. To the right of the checklist is a yellow pencil with a pink eraser and a sharpened lead tip. The entire clipboard is outlined in black.

Use this clipboard to make a list of things you have learned about cranberries. You may then use it as a cover to a book that you make about cranberries. Be sure to add the pictures we've included here.

## Aura

a faint smell



## Dart

to move quickly from one place to another



## Exquisite

extremely wonderful and perfect



## Bog



a low lying damp or watery area



## Wilt



become damp and limp

## Murmur

to speak in hushed tones and somewhat indistinctly



## Turnips

a root vegetable grown worldwide



## Starch



a substance that can be used to make fabric stiff



## Peer


to look intently at something




Above is your last vocabulary card for this study. It is showing a boy peering over the table at a book. This is also an example of the "Partial View" lesson that you may have done this week.

To the right is an example of a silhouette. You can add this to your Fold and Learn along with the definition. Also included is a blank frame in which you can add a silhouette that you made. Your silhouette is probably much bigger than the frame so you may need your mom or dad to make a copy of it at a reduced size.

A silhouette is the dark outline of a person or object shown against a lighter background.



Silhouette



## Alliteration

Using the same sound or letter close together in a story or poem.

B's the Bus  
Phyllis McGinley

B's the Bus,  
The bouncing Bus,  
That bears a shopper store-ward.  
It's fun to sit  
In back of it  
But seats are better forward.  
Although it's big as buildings are  
And looks both bold and grand,  
It has to stop obligingly  
If you but raise your hand.

Did you learn about alliteration this week? Read the poems included here and see if you can catch the alliterative words. You may choose to underline the same letters/sounds as well. Be sure to include the poems along with the definition in your Fold and Learn.

A Sledding Song  
Norman C. Schlichter






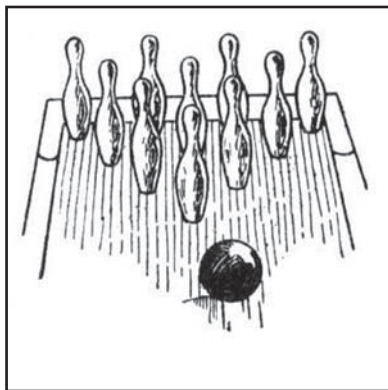
Sing a song of winter,  
Of frosty clouds in air!  
Sing a song of snowflakes  
Falling everywhere.

Sing a song of winter!  
Sing a song of sleds!  
Sing a song of tumbling  
Over heels and heads.

Up and down a hillside  
When the moon is bright,  
Sledding is a tiptop  
Wintertime delight.



Crash-clumpity! was the sound to describe the scuffle between Mr. Horace and Mr. Whiskers. This is an example of onomatopoeia. Can you think of sounds to describe the illustrations below? This would be a fun and interesting activity to do with your siblings and parents to see the different sounds that each comes up with.





Winter

Spring

Summer

Fall



FALL





# Iodine Test for Starch



Items to be tested in this experiment:

---

---

---

---

---

---

Which item contained the most starch?

---

Which item contained the least amount of starch?

---

©2009 Five in a Row Publishing

This is a single license download. Please do not copy or redistribute the contents of this file. To do so is to violate the terms of your download agreement. Thank you.