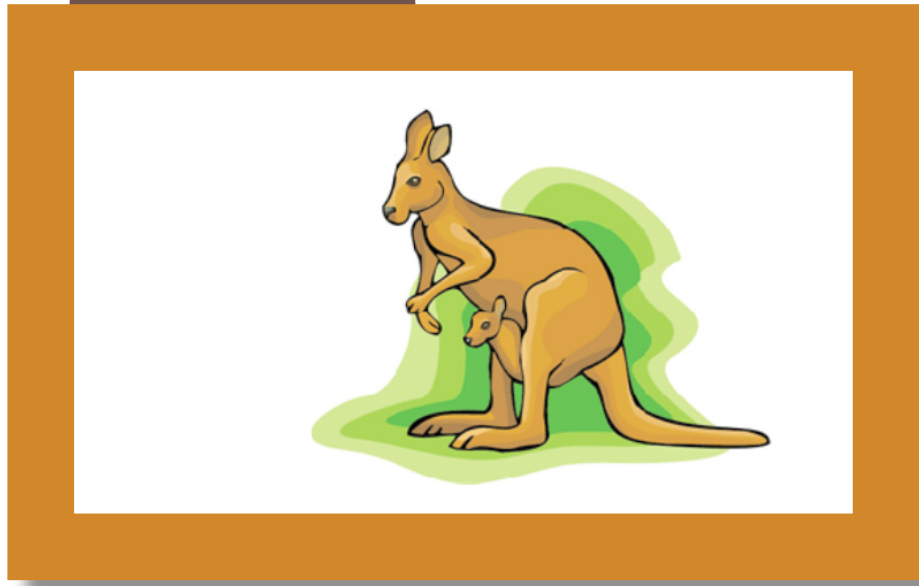




FOLD&LEARN™

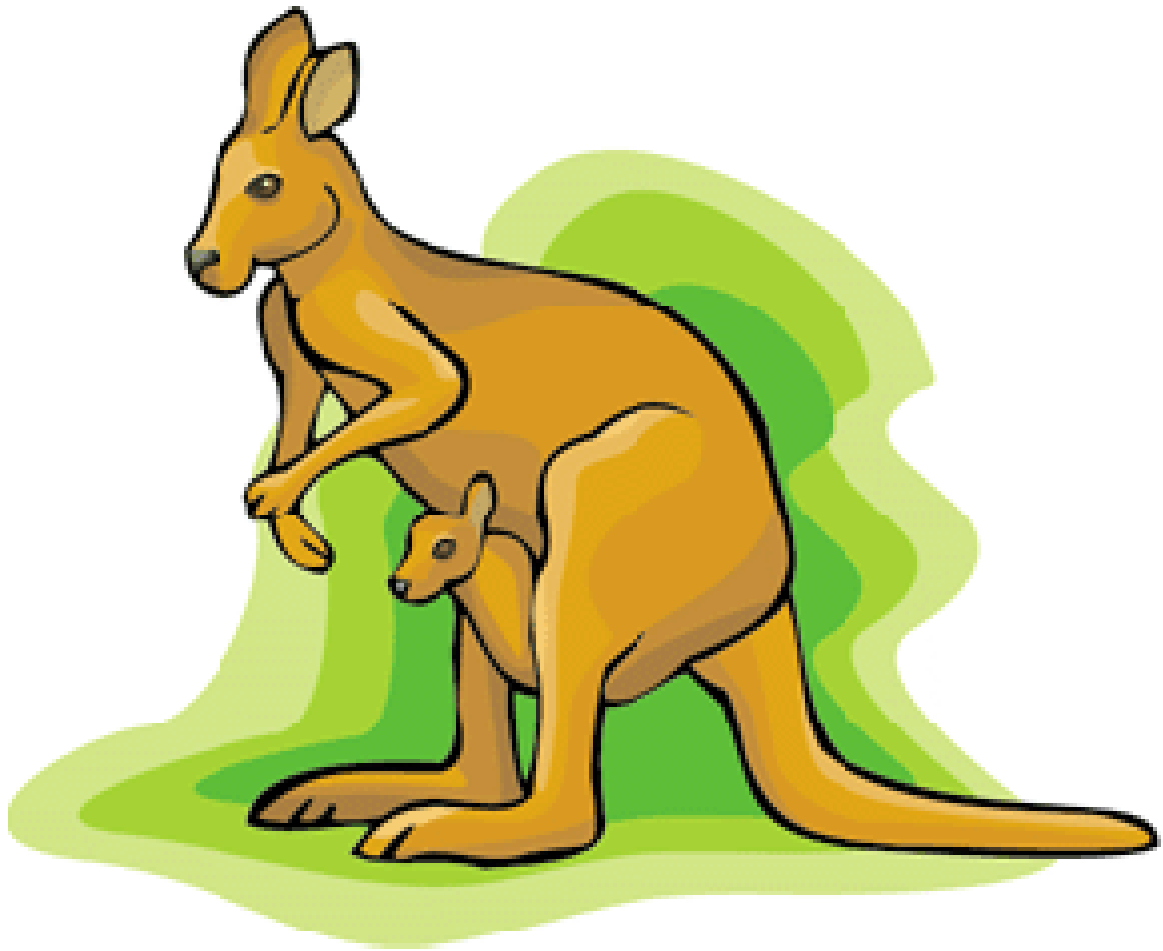


Katy No-Pocket

by Emmy Payne

**before** five in a row

# Katy No-Pocket



Fun with your preschooler from Five in a Row Fold-and-Learn©

*The following pages contain several activities designed to enhance your Before Five in a Row experience. Each Before Five in a Row Fold-and-Learn will contain the following elements:*

### **Songs, Rhymes and Fingerplays**

Songs, rhymes and fingerplays are fun for preschool children and for that reason alone they are extremely valuable! In addition to being fun, such activities are the earliest building blocks of literacy. As you enjoy these activities with your child he or she develops auditory skills and memory, learns to recognize rhyme and rhythm patterns, as well as working on hand/eye coordination. When appropriate, we hope to include a song, rhyme or fingerplay with each Before Five in a Row title for you to learn along with your child.

### **Learning Games**

For the preschool age child, learning and exploration are ongoing! Setting aside a few short periods of focused play each day are a wonderful way to connect with your child and provide a predictable rhythm to your days at home. Games provide opportunities to introduce colors, numbers and letter recognition as well as social skills such as turn taking and self-control.

### **Arts & Crafts**

Art is a wonderful way for preschoolers to explore colors and textures. So many skills emerge during artistic pursuits...we can't stress this point enough...art should be a part of every preschoolers day!

### **It's a Great Big World**

The Animal Classification Game is such a fun part of Before Five in a Row! We hope to include real photographs of the animals mentioned in the stories. Print these cards on cardstock and help your child begin a collection. Such activities will encourage your child to begin recognizing familiar people, places and objects in the stories you share together.

If you'd like, store your Fold and Learn in a pocket folder or you can attach an envelope or Ziploc bag to a file folder to store your game pieces. Use the title page to create a cover so you can find it easily. Whatever you decide to do, enjoy your Before Five in a Row Fold and Learn!

**Blessings...from our family to yours!**

# Katy No-Pocket Apron

## *Supplies*

Cotton dish towel, washed.  
Twill tape or ribbon [2 yards]  
scissors  
needle and embroidery floss or thread\*  
pencil  
iron

[\*fusible seam tape or fabric glue could also be substituted for sewing supplies]



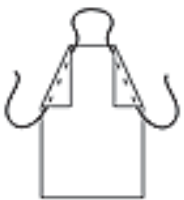
Apron Model: Colby Schoeppner



1. Fold over the top corners of the towel and press the creases flat with an iron.



2. Create "sleeves" for the ribbon by sewing across each corner flap, parallel to the folded edge.




3. Thread the ribbon up through one sleeve then down through the other. Leave a loop at the top for your child's head and long strings hanging from both sides. Knot the ends of the ribbon so they won't pull through.



4. To add a useful pocket like Katy's fold up the bottom of the dish towel to the desired length, then iron it flat. Sew the edges in place and, if you like, sew 2 lines down the front to create more compartments.

One, one, the zoo is lots of fun!  
Two, two, see the kangaroo!  
Three, three, see the chimpanzee!  
Four, four, hear the lions roar!  
Five, five, watch the seals dive!  
Six, six, there's a monkey doing tricks!  
Seven, seven, elephants eleven!  
Eight, eight, a tiger and his mate!  
Nine, nine, penguins in a line!  
Ten, ten, I want to come again.



# K is for Kangaroo



The hopping kangaroo is very funny  
She leaps and runs and hops like a bunny (Hop up and down)  
And on her stomach is a pocket so wide (Place hand on stomach like a pocket)  
Her baby can jump in and go for a ride!

**Animal Classification Cards:** *The Animal Classification cards are further explained on page 31 of your Before Five in a Row manual.* You may want to print them on heavy cardstock and laminate. As your child gets older and moves into Five in a Row you may want to have your child write information they find interesting on the back of the cards. Save your files so you can re-print them whenever you want to!



Deer



Kangaroo



Dragonfly



Skunk



Lizard



Spider



Ostrich



Inchworm



Snail



Possum





## The Before Five in a Row Game Cards

Your BFIAR game cards are a versatile and fun learning tool. There are several ways to play! Here are a few of our ideas:

**MEMORY/MATCHING GAME:** Print two sets of your cards and spread them out on the table and take turns matching from memory.

**CREATE AN ABC NOTEBOOK:** Use a three ring binder or a regular composition notebook and write the letters on the pages. Let your child enjoy cutting and pasting and adding to their very own ABC book.


**I SPY:** There are many ways to play eye spy with the game cards. Hide them and send your child to look for the one with the "p" on it for letter recognition or if you are working on phonics, the one that makes the "puh" sound.

We are certain there are many more ways to play, and would love to hear how you are using your game cards on the Five in a Row message boards.

A



E



B



F



C




G



D



H



I




M



J



N



K



O



L



P



Q



U



R




V



S




W



T



X



Y



Z



Please do not redistribute or otherwise share the contents of this file. To do so is to violate copyright laws and the terms of your download agreement.  
Thank you.

Copyright 2007. Five in a Row.©