



Caps for Sale  
by Esphyr Slobodkina

**before** five in a row



# **caps FOR sale**

Fun with your preschooler from Five in a Row Fold-and-Learn®

*The following pages contain several activities designed to enhance your Before Five in a Row experience. Each Before Five in a Row Fold-and-Learn will contain the following elements:*

### **Songs, Rhymes and Fingerplays**

Songs, rhymes and fingerplays are fun for preschool children and for that reason alone they are extremely valuable! In addition to being fun, such activities are the earliest building blocks of literacy. As you enjoy these activities with your child he or she develops auditory skills and memory, learns to recognize rhyme and rhythm patterns, as well as working on hand/eye coordination. When appropriate, we hope to include a song, rhyme or fingerplay with each Before Five in a Row title for you to learn along with your child.

### **Learning Games**

For the preschool age child, learning and exploration are ongoing! Setting aside a few short periods of focused play each day are a wonderful way to connect with your child and provide a predictable rhythm to your days at home. Games provide opportunities to introduce colors, numbers and letter recognition as well as social skills such as turn taking and self-control.


### **Arts & Crafts**

Art is a wonderful way for preschoolers to explore colors and textures. So many skills emerge during artistic pursuits...we can't stress this point enough...art should be a part of every preschoolers day!

### **It's a Great Big World**

The Animal Classification Game is such a fun part of Before Five in a Row! We hope to include real photographs of the animals mentioned in the stories. Print these cards on cardstock and help your child begin a collection. Such activities will encourage your child to begin recognizing familiar people, places and objects in the stories you share together.

**Blessings...from our family to yours!**



**GREAT PRIMATE WEB DESTINATIONS:** Use these sites to look for pictures and videos of real monkeys when a field trip to the zoo is not possible.

**THE NATIONAL ZOO**

<http://nationalzoo.si.edu/Animals/Primates/ForKids/default.cfm>

**DISCOVERY CHANNEL PRIMATES:**

<http://animal.discovery.com/guides/atoz/primates.html>

**Animal Classification Cards:**

The Animal Classification cards are further explained on page 31 of your *Before Five in a Row* manual. You may want to print your cards on heavy card-stock and laminate them. As your child gets older and moves into *Five in a Row* you may want to have your child write information they find interesting on the back of the cards. Save your files so you can re-print the animal classification cards whenever you need them!



**Monkey Classification**

**Kingdom:** Animal

**Phylum:** Chordata

**Subphylum:** Vertebrata

**Class:** Mammalia

**Order:** Primates

**Superfamilies:** Cercopithecoidea and Ceboidea.



**Knock Knock.**

**Who's there?**







**Monkey.**

**Monkey who?**

**Monkey won't  
fit...that's why  
I'm knocking!!**

Use the hat pictures on the following page to make a cut and paste game with your preschooler. Talk about the different hats and who might wear them to do their job. Paste the right hat in the box with the job that matches. You could also use the cards to create a matching game. Enjoy!

Firefighter	Construction Worker
Chef	Police Officer
Cowboy	Football Player



\*\*Try these cookies for a mid-morning snack. Your preschooler will enjoy being the banana masher! One way you can allow him do this is to place the peeled banana in a Ziploc bag and let him mash away while you measure the other ingredients. Enjoy!

## **BANANA BREAD COOKIES**

[Hungry monkeys love them!]

### Cookie Batter Ingredients


1 cup butter flavored shortening\*  
[\*you can also use 1/2 butter & 1/2 shortening]  
1/2 cup white sugar  
1/2 cup of brown sugar  
2 eggs  
1 teaspoon vanilla extract  
1 banana, peeled and mashed  
2 cups all-purpose flour  
1 teaspoon baking soda  
1/2 teaspoon salt

### Frosting Ingredients

3 tablespoons butter  
1/3 cup confectioners' sugar  
1 tablespoon milk  
1 teaspoon vanilla extract

### **DIRECTIONS:**

1. Preheat oven to 350 degrees F (175 degrees C). Lightly grease baking sheets.
2. In a medium bowl, cream together shortening [or shortening /butter mix] and sugar until smooth. Beat in eggs, vanilla extract, and banana. Combine flour, baking soda, and salt; blend thoroughly into the shortening mixture to make a sticky batter. Drop by rounded tablespoons onto the prepared baking sheets.
3. Bake 10 to 15 minutes in the preheated oven, or until lightly browned.
4. **FROSTING:** In a medium bowl, blend butter, confectioners' sugar, milk and vanilla extract. Adjust amount of milk as necessary to attain a drizzling consistency. Drizzle over warm cookies.





### Songs Rhymes and Fingerplays

*Hold hands as you sing this rhyme:*

Little monkeys swinging in the tree,  
All hold hands and swing with me

Swing up high and swing down low  
*[swing high and then low]*  
Swing in the tree, now don't let go!

Swing, swing, like I do  
Swing like monkeys in the zoo.

\*\*Another favorite and familiar rhyme is  
*Five Little Monkeys Jumping on the Bed.*

#### **BONUS CRAFT IDEA:**

Try making some adorable paper bag hats designed by Family Fun Magazine. Visit the Family Fun website and search the Craft Finder for "Paper Bag Hats" or click the link below:

<http://jas.familyfun.go.com/arts-and-crafts?page=CraftDisplay&craftid=11173>

#### **Using the Cap Game Cards on the Following Pages:**

Here is a fun game to play with the colored cap cards included in your download. The game leader or teacher begins the game by saying the following rhyme:



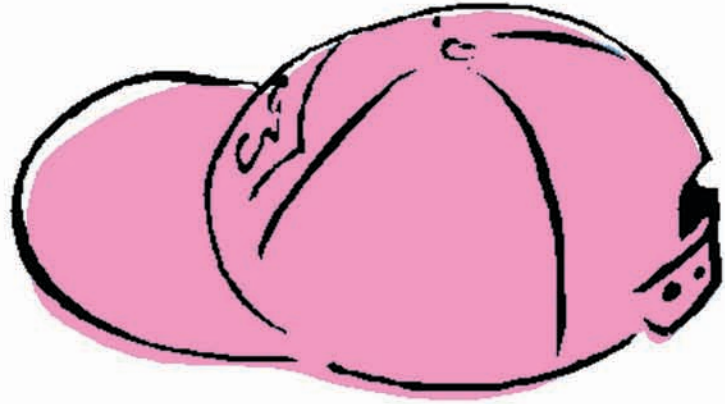
**[Monkeys, Monkeys in the tree throw the *[color]* hat down to me!]**


The player chooses the correct color card to throw into a hat or basket, with each player having a turn.

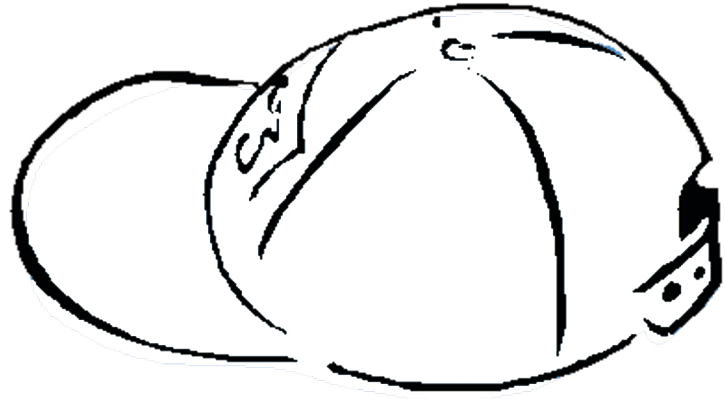
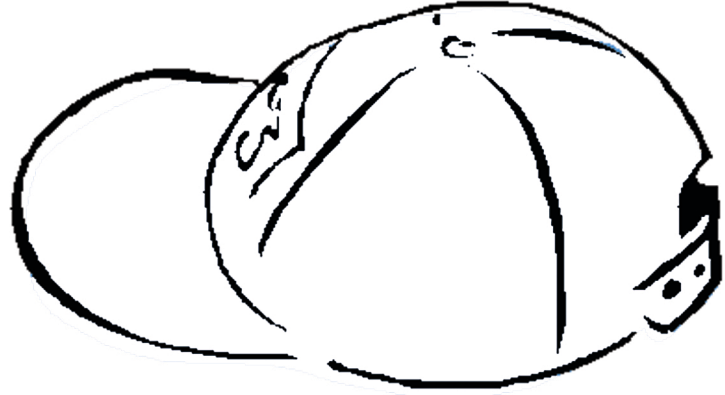
**For older students:** Make the game more challenging by asking your child to identify the color ***based on the initial consonant sound.*** [Ex. Blue begins with the letter "b" , "b" makes the "buh" sound.]

**Additional blank cards** have been included so you and your student can create your own game. Make a matching game using capital and lowercase letters, number words and numbers or whatever you are currently working on. Be creative and have fun!










Print the monkey mask on cardstock [enlarge on copier if desired] and allow your child to color or paint the mask. Punch holes in the ears and attach elastic thread or yarn ties to secure. Cut out holes where eyes are so your child can see. If you want to create a more permanent mask, use this face pattern to create a mask from stiffened felt pieces you may purchase at a craft store. Use darker and lighter shades of brown to add contrast. Enjoy playing with your monkeys!



Please do not redistribute or otherwise share the contents of this file. To do so is to violate copyright laws and the terms of your download agreement.  
Thank you.

Copyright 2007. Five in a Row.©