



Blueberries for Sal

by Robert McCloskey

before five in a row

WELCOME

The following pages contain several activities designed to enhance your *Before Five in a Row* learning experience. Each *Before Five in a Row* Fold-and-Learn will contain the following elements:

Songs, Rhymes and Fingerplays

Songs, rhymes and fingerplays are fun for preschool children and for that reason alone they are extremely valuable! In addition to being fun, such activities are the earliest building blocks of literacy. As you enjoy these activities with your child he or she develops auditory skills and memory, learns to recognize rhyme and rhythm patterns, as well as working on hand/eye coordination. When appropriate, we hope to include a song, rhyme or fingerplay with each *Before Five in a Row* title for you to learn along with your child.

Learning Games

For the preschool age child, learning and exploration are ongoing! Setting aside a few short periods of focused play each day are a wonderful way to connect with your child and provide a predicable rhythm to your days at home. Games provide opportunities to introduce colors, numbers and letter recognition as well as social skills such as turn taking and self-control.


Arts & Crafts

Art is a wonderful way for preschoolers to explore colors and textures. So many skills emerge during artistic pursuits...we can't stress this point enough...art should be a part of every preschoolers day!

It's a Great Big World

The Animal Classification Game is such a fun part of *Before Five in a Row*! We hope to include real photographs of the animals mentioned in the stories. Print these cards on cardstock and help your child begin a collection. Such activities will encourage your child to begin recognizing familiar people, places and objects in the stories you share together. If you'd like, store your Fold and Learn in a pocket folder or you can attach an envelope or Ziploc bag to a file folder to store your game pieces. Use the title page to create a cover so you can find it easily. Whatever you decide to do, enjoy your *Before Five in a Row* Fold and Learn!

Blessings...from our family to yours!



(part of the poem)

Blueberries

Blueberries as big as the end of your thumb,
Real sky-blue, and heavy, and ready to drum
In the cavernous pail of the first one to come!
And all ripe together, not some of them green
And some of them ripe! You ought to have seen!

~ Robert Frost

The Blueberry Bush (a song)

(Tune: The Mulberry Bush)

Here we go round the blueberry bush,
The blueberry bush, the blueberry bush.
Here we go round the blueberry bush,
So early in the morning.

Pick the blueberries small and round,
Small and round, small and round.
Pick the blueberries small and round,
So early in the morning.

(Taste the blueberries, ripe and sweet, etc.)



Counting Blueberries (a finger play)

Three round blueberries

Kuplink! Kuplank! Kuplunk! (three fingers held up)

The darkest blue you ever saw!

Before you ate one up!

Two round blueberries

Kuplink! Kuplank! (two fingers held up)

The darkest blue you ever saw!

Before you ate one up!

One round blueberry

Kuplink! (one finger held up)

The darkest blue you ever saw!

Before you ate one up!

No more blueberries

No Kuplink, Kuplank, Kuplunk! (hold fist closed)


Time to go and pick some more!

Or just go eat them up!

Kuplunk!



Kuplank!



Kuplunk!



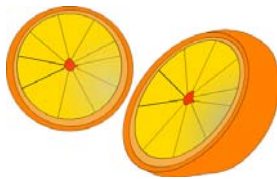
Let's make a fruit salad and learn our colors!




red: apple



purple: grapes



orange: oranges



yellow: banana

Print images on card stock and cut out. Get a bowl, name and discuss the colors and fruits as you put them in the bowl to make your "fruit salad".



blue: blueberries

Maybe you can make a real fruit salad together for your dinner tonight!



Bears: Did you know that bears hibernate?
Bears hibernate for about 6 months through the winter months. This means they **rest** and **stay sleeping** in a cave or crevice.







These animals sleep during the winter when food is difficult to find.

Before hibernation, the bears need to store up a 100 pound layer of fat to keep them well fed throughout their hibernation. They try to stuff themselves full of high energy foods like nuts and **berries** to build up the fat layer.



Blueberry 1-2-3-4-5 Counting Game



Painting with Blueberries:

You can taste and paint with this fun blueberry painting project!

Supplies:

Large glass bowl

Pint of blueberries

(a great use for the past-ripe ones)

1 cup of water

Fork or potato masher


White poster board or

large white construction paper

* You might want to have your kids wear old/paint clothes or cover up with something you don't mind getting messy!
Or strip them down and enjoy the mess!

** Blueberries can stain clothing and skin, so paint carefully! And white vinegar can help get stains out/off.


Pour the pint of blueberries into the glass bowl, add water and microwave on high for 2 minutes. Berries should be warm and mushy. Mash them with a fork (your kids will love helping with this part!) Then, tape the poster board onto your table or floor to create a stationary painting surface and let your kids finger paint with the juice. A berry blue picture!




Use the images here to add to your **Before Five in a Row ABC book**.
Find ideas for how to create your ABC book at the bottom of this page.



bear



balloon



bird



blueberries



games with preschoolers

All of our B4FIAR Fold and Learn Products contain printable cards and activities for creating your own learning games. The following are some of the ways we have used B4FIAR Game cards.

MEMORY MATCH: Make two identical cards and lay them out for a game of memory or concentration.

SCAVENGER HUNT: Hide different cards and then give clues for a fun scavenger hunt. For example: find the card with the _____ [and then include an age and activity appropriate clue] Use *hot* and *cold* to help make the hunt fun!

Use the extra clip art images and letters to make an ABC book your child can add to over time. A ring binder or a spiral notebook are great for this. Make an A page, a B page and so on, pasting the appropriate letters and images on each page. This is a fun way to practice all kinds of skills!

Please do not copy for resale, share or
redistribute the contents of this file.
To do so is to violate the terms of your
download agreement.
We appreciate your support.

Copyright 2008. Five in a Row Publishing

For questions, please email
fiardigital@gmail.com