


Ask Mr. Bear
by Marjorie Flack







before five in a row

The Giving Farm ~ By Vicki Witcher

Hens give eggs.
Pigs give ham.
Cows give milk.
Strawberries give jam.
Bees give honey.
Goats give cheese.
Farms give food,
I'd like some, please.



Have fun reading this farm poem with your student. Cut apart and use the images below to match up with the words of the poem. Talk about how some of the items are similar to what the animals in the story offered as gift ideas to the boy. For instance, the chicken/hen and the egg, the cow and the milk, the goat and the cheese. You can also lay out the items face down and play like a memory game. Or just cut apart and paste matching items together in your FOLD&LEARN™ folder or onto blank paper.





Birthday



An anniversary (something that happens on the same day each year) of the day you were born. People celebrate birthdays with cake, gifts, parties and traditions.



Some families have special traditions for birthdays.... a special plate they get their birthday food on, a banner that is hung up for them, pictures of the birthday boy or girl put out for everyone to enjoy looking at on their special day, hanging streamers with ribbon over the doorway so that you have to break through it to get out of your room on your birthday.



Discuss any birthday family traditions you might already have or talk about one or more that you could start as a family to make each birthday special.

You can cut out the images on this page and glue them to paper to make special birthday cards for family or friends. Or just cut out and glue into your FOLD&LEARN™ to help you remember the story from this week.






birthday gifts

There are many different ways to get gifts for others. Like the boy in the story you can ask others to help you find a gift.

- You can make gifts (color a card or picture for someone) *use the frame to the right to make a card or draw a picture as a gift.
- You can give your time (help someone with something, do something fun with them) *use the gift of time coupon and fill in with your gift to someone.
- You can buy gifts: at the store. * the dollar store is great place for kids to be able to pick out gifts (themselves) for others.














Play a fun game of bear bingo with your student. Cut out the squares on the right. Cut out the large square bingo board. Then call out: goat, bear, goose, sheep, cow, eggs, hen, cream, feather in any order and have your child place the colored square over the image that you called. When they get 3 in a line/row either vertical, horizontal or diagonal they call out "bear bingo"!



BEAR BINGO



Song - Old MacDonald Had a Farm

Traditional preschool song - changed to animals from story

Old MacDonald had a farm

E I E I O

And on that farm there was a goose

E I E I O

With a honk-honk here

And a honk-honk there

Here a honk, there a honk

Everywhere a honk-honk

Old MacDonald had a farm

E I E I O

start again substituting another animal for the goose

hen: cheap-cheap

cow: moo-moo

goat: maaa-maaa

sheep: baa-baa



Here is the Barn - finger play

Here is the barn

(form a roof shape with your hands)

Where I like to go

(Move two fingers like you're walking)

It's as tall as a tree

(Point up overhead)

And cozy, you know

(Hug body with arms)

Here is the barn,

(Make a roof shape with your hands)

I'll go there with you

(Move two fingers like you're walking)


To pet a sweet lamb

(Pretend to pet a lamb)

And cuddle it, too!

(Pretend to hug a lamb)

Use the images here to add to your **Before Five in a Row ABC** book.
Find ideas for how to create your ABC book at the bottom of this page.



goat



gift



goose



games with preschoolers

All of our B4FIAR Fold and Learn Products contain printable cards and activities for creating your own learning games. The following are some of the ways we have used B4FIAR Game cards.

MEMORY MATCH: Make two identical cards and lay them out for a game of memory or concentration.

SCAVENGER HUNT: Hide different cards and then give clues for a fun scavenger hunt. For example: find the card with the _____ [and then include an age and activity appropriate clue] Use *hot* and *cold* to help make the hunt fun!

Use the extra clip art images and letters to make an ABC book your child can add to over time. A ring binder or a spiral notebook are great for this. Make an A page, a B page and so on, pasting the appropriate letters and images on each page. This is a fun way to practice all kinds of skills!

Please do not copy for resale, share or redistribute the contents of this file. To do so is to violate the terms of your download agreement. We appreciate your support.

Copyright 2011. Five in a Row Publishing

For questions, please email fiardigital@gmail.com