


1st Hebrew letter

Aleph

The Hebrew “Aleph Bet” has symbolic meanings for each of their letters.
Here are a few for the first letter, Aleph and the number 1.



2nd Hebrew Letter

Beit

for B and the number two
Psalms 119:




3rd Hebrew Letter

Gimel

for C,G and the number 3

Psalms 119:17-24



4th Hebrew Letter

Dalet

for D and the number 4
Psalms 119:25-32




5th Hebrew Letter

Hei

for E and the number 5

Psalms 119:33-40



6th Hebrew Letter

Vav

for F and the number 6
Psalms 119:41-48



7th Hebrew Letter

Zayin

for Z and the number 7

Psalms 119:49-56



8th Hebrew Letter

chet

for H and the number 8

Psalms 119:57-64

The Letter of Life



9th Hebrew Letter

tet

the number nine

Psalms 119:65-72

anciently was a “th” sound now it
is a “T” sound



10th Hebrew Letter

Yud

for I, J and the number ten

Psalms 119:73-80



11th Hebrew Letter

Kaf

for K and the number twenty
Psalms 119:81-88



12th Hebrew Letter

Lamed

for L and the number thirty
Psalms 119:89-96



13th Hebrew Letter

Mem

for M and the number forty
Psalms 119:



14th Hebrew Letter

Nun

for N and the number fifty
Psalms 119:



15th Hebrew Letter

Samek

for X and the number sixty
Psalms 119:113-120



16th Hebrew Letter

‘Ayin

for O and the number seventy
Psalms 119:121-128



17th Hebrew Letter

Pey

for P and the number eighty
Psalms 119:129-136

פּ פֵּ

18th Hebrew Letter

Tsdey

the number ninety

Psalms 119:



19th Hebrew Letter

Kuf

Q and the number one hundred
Psalms 119:



20th Hebrew Letter

Resh

R and the number two hundred
Psalms 119:



21st Hebrew Letter

Shen

S and the number three
hundred

Psalms 119:



22nd Hebrew Letter

Tav

T and the number four hundred
Psalms 119:



Word Study

1. Word _____

2. Definitions (1828 Dictionary)

- a. _____
- b. _____
- c. _____
- d. _____

3. Define other Key words

- a. _____
- b. _____

4. Research the word(s) in the scriptures

- a. _____
- b. _____
- c. _____
- d. _____

5. Find what the living prophets have said about this word(s)

- a. _____
- b. _____
- c. _____
- d. _____

5. Find what others say about the word(s)

- a. _____
- b. _____

6. Compare and Contrast the word(s)

- a. _____
- b. _____

7. Write down your own definition from your research

God's Purposes for Language

Read these scriptures to find God's Purposes, write them down.

Moses 6:6
Matthew 12:36
Jarom 1:1
Mosiah 2:9

Deuteronomy 11:18
D&C 84:44
1 Nephi 1:2
Jarom 1:2

- 1) _____
- 2) _____
- 3) _____
- 4) _____
- 5) _____
- 6) _____
- 7) _____
- 8) _____
- 9) _____
- 10) _____

What are the Possibilities with Language? Read Moses 7:13 & 3 Ne 17:15-18

- 1) _____
- 2) _____
- 3) _____
- 4) _____

My Purpose for Language? (my new understanding)

Creating a Discussion Group

(setting up)

- 1. Know Your Story** - at your first discussion share your story which can include: your educational journey, transformations that occurred because of the discovery of truths, the reason for the discussion, what you want to get from it and your hope that it will benefit everyone.

- 2. Know Your Purpose** - at your first discussion share your purpose or come up with a purpose together.
 1. truths you have come to so far
 2. your hope that this discussion will be transformational for everyone
 3. a support system for living true principle
 4. a place to brainstorm applications of the those principles
 5. a safe, trusting, vibrant environment.

- 3. Know the Discovery Skills** - learn and use the skill that put you on the path to learning how to think. Share some examples of your learning and growth. Teach the methods so everyone is on the same page. (if only a few discovered principles it would be difficult to have a principle discussion)

- 4. Be Courteous** - ask everyone to follow the golden rule, listen patiently, respect others' ideas, opinions, views, culture, religion, etc. Keep their comments short (3-5 minutes) so everyone can have an opportunity to speak. Respect is essential to the the success of the discussion.

- 5. Invite Others who will** -
 1. Be "Solutions-focused" not "problem-focused"
 2. Focus on being creators not victims
 3. Inspire with empowering questions
 4. Focus on the purpose (finding truth) of the discussion
 5. Be principle based
 6. Be comfortable with leading
 7. Accept a chance to lead

Participant Rules

1. Use study skills, write questions and prepare for discussion
2. Respect the others - in language, attitude, and ideas
3. Don't talk for more than 5-6 minutes at a time
4. Stay on topic
5. Honestly search for truth
6. Think through question before answering
7. Strive to understand what others say
8. Be solution-focused

Leader Preparation & Presentation

1. Personal Study

- A. Study the material thoroughly
- B. Share experiences and insights from your study
- C. Generate excitement

2. Open the Discussion

- A. Begin with 3-5 minute thought on a topic from the book
- B. Launch the discussion with a great question (see discussion questions)
- C. Have several different types of good, empowering questions prepared to use to help bring the group back on subject and when there is a lull.

3. Lead the Discussion

- A. Be humble and genuine
- B. Creates an honest, open environment
- C. Do not lecture or get on a "soap-box"
- D. Inspire those in the discussion
- E. Be "Solutions-focused"

4. Take Ownership of the Discussion

- A. Execute the rules
- B. Help the group be clear when their language is confusing, disrespectful, too personal, etc.
- C. Wait patiently for everyone to think
- D. Bring things back to topic with a question
- E. End discussion on time

4. Don't Worry

If you can't get to a satisfying answer to a question - don't worry. Allow them to leave hungry and motivated to continue reading, learning, and searching for a solution

5. Conclude the Discussion

- A. End with 3-5 minute thought or wrap up
- B. Encourage continued study of the topic discussed

Discovery of Truth Questions

Knowledge Questions - ask to explain the basic facts and information of “what” happened or occurred.

Meaning questions - ask "why" it is important to learn, why does it matter, why the author is writing about this particular thing.

Principle questions - ask what principles are being lived or broken? Ask, “truth” questions, with the intent to find truth. Ask about the cause or effect statements or cyclical patterns. “What are the underlining absolutes?”

Discerning Questions - Declare or judge the principles as right/wrong, good/evil, true/false. “Does this principle align with truth?” “What are the long term consequences?” “Will following these principles lead to more good?” “Will these principles help me reach my righteous desires?”

Comparison Questions (interdisciplinary)- rally information from multiple sources and compare and contrast them to find the truth. “What does God say about this principle?”, “Where do they seem to agree?” What other proof is there that this principle is true or not?

Humanity Questions - ponder how this principle promotes unity, humanity, service, sacrifice, righteousness, certainty, variety, significance, connection/love, growth, contribution. “Do these principles promote the good of all mankind?” “If everyone were to follow these principles would the whole world benefit?” “Do these principles satisfy our “needs”?”

Application questions - ask “how” this affects or changes you. What personal action steps will you take now? (develop mental discipline and reasoning skills) How will this improve your life?

Learning this skill develops mental discipline and ability to reason righteously but most importantly it improves the soul.

Marking a Book

BACKGROUND

About the author & who written to,
when book was written

CHARACTER

“true blue” character
Write name off to side

SETTING

Grass is Green
Place ~ Time ~ Season

PLOT

P alliteration (write out statement)
raising action ~ climax ~ resolve

THEME

the “heart” of the book
What the author & God wants me to learn?

STYLE

“Royal” Style
The “voice”/uniqueness of the author

VOCABULARY

What new words did you discover?

SYMBOLS/Motif

Tangible object that weave through a story

Marking a Book

C - Christ's characteristics

D - Definition

P - Principle

Q - Quotation

Doc - Doctrine

Mem - Memorize

M - Meaning/Message

App - Application

GM - God's message to me

○ - Heavenly Father

HG - Holy Ghost

👁️ - look up

- Lists or points

◇ - Symbol

△ - Change/Atonement

♥ - Love it / heart

FHE - Teach the Family

S - Satan's tactics

H - History (J-Jewish)

? - Is this True?

Ponder for understanding
















[] - Key points

GQ - Great Question

😊 - I really like this

☆ - This is amazing!

SIGN LANGUAGE NUMBERS 1-20

1	2	3	4	5
				
6	7	8	9	10
				
11	12	13	14	15
				
16	17	18	19	20
