

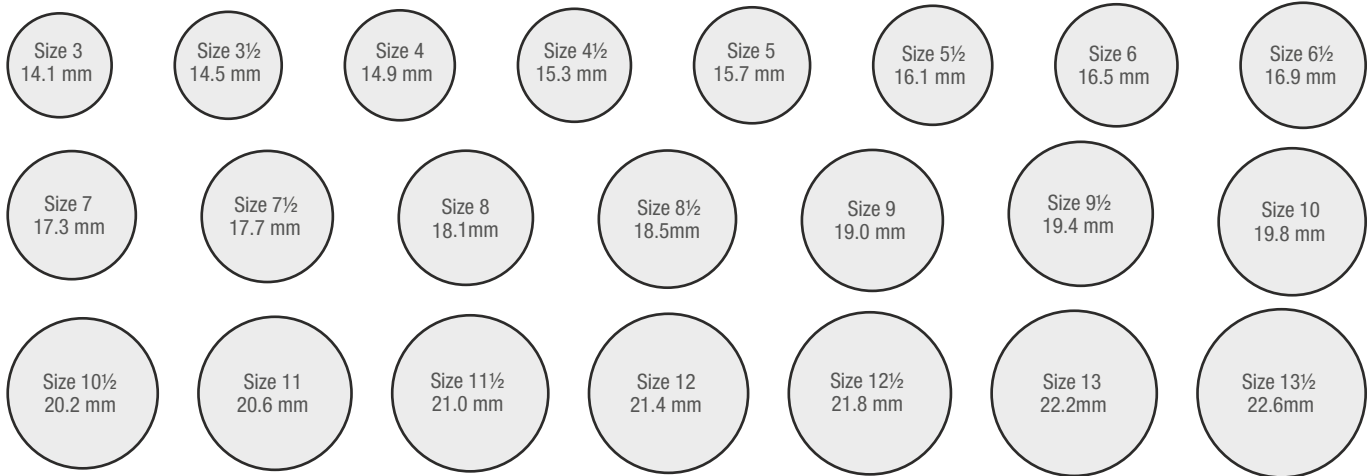
3 Barn Swallows' Guide to Ring Sizing

Use this guide to help measure your ring size.

NOTE: Sizes may vary depending on screen resolution. For accurate sizing please print this page at 100% scale.

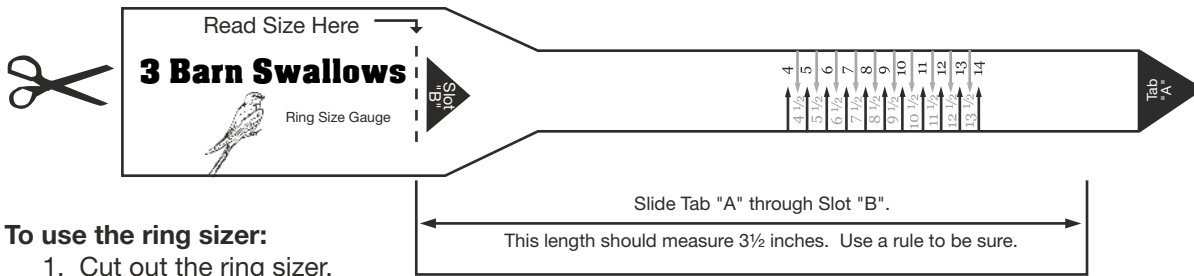
Ring Size Chart

Measure one of your existing ring to the inside edge of the chart below to find the size.



Ring Sizer

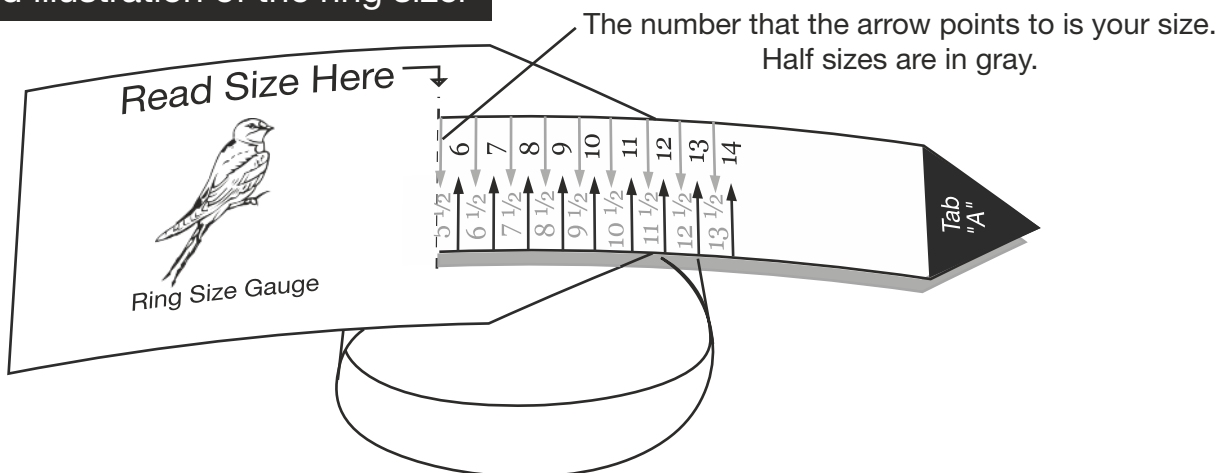
Cut out this ring sizer



To use the ring sizer:

1. Cut out the ring sizer.
2. Cut a slit for Slot "B."
3. With the numbers facing out, wrap the sizer around the finger where the ring will be worn.
4. Pull pointed end Tab "A" through Slot "B" until the sizer is snug.
5. The number aligned with Slot "B" is your ring size.

Enlarged illustration of the ring sizer



PRINTER CHECK: Measure this box to check accuracy.

